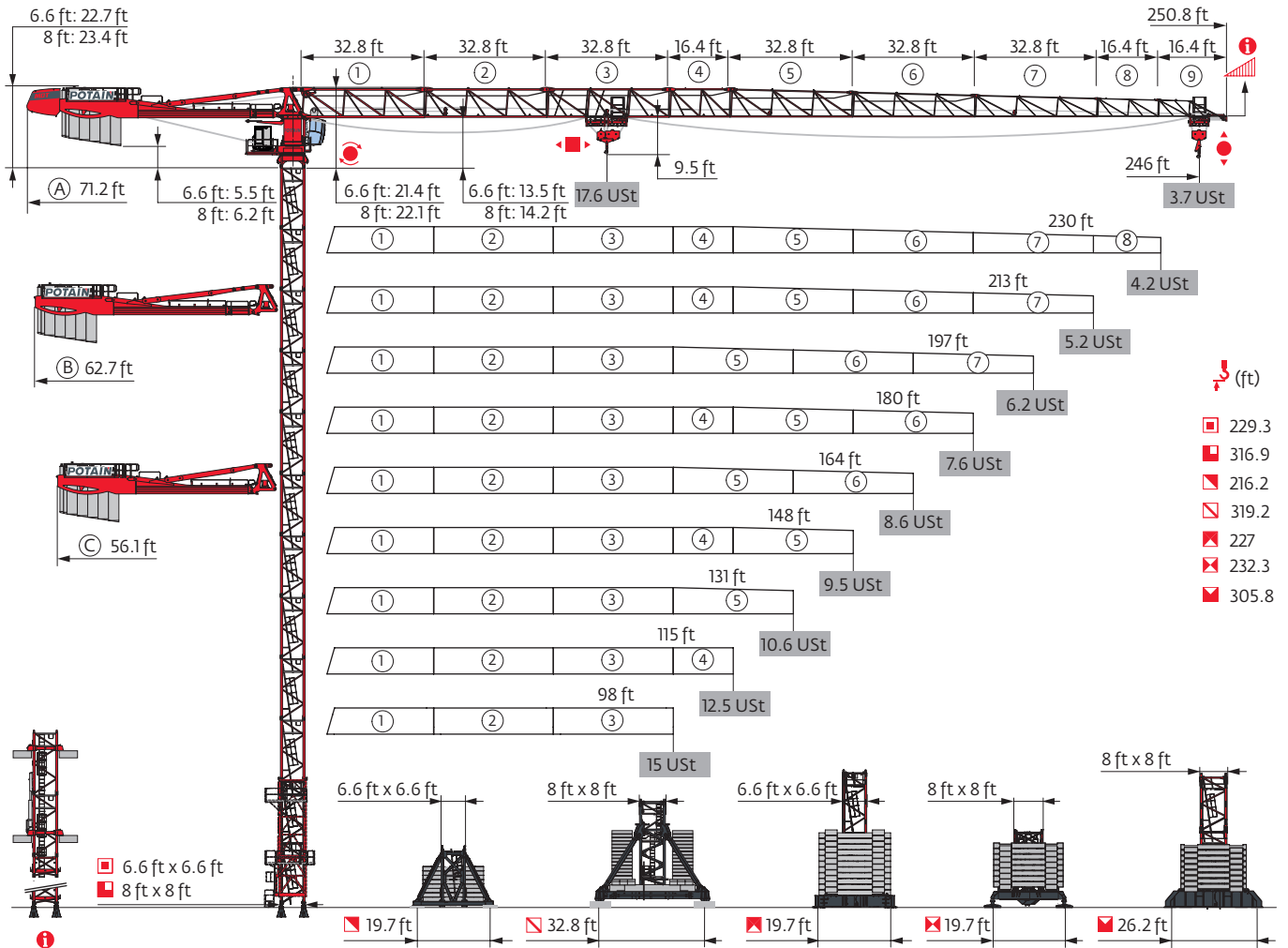


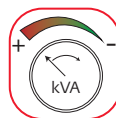
MDT 389 L16



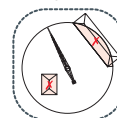
Potain Plus



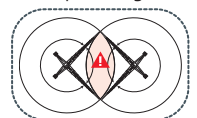
Power Control



Top Site



Top Tracing 3



Mast - Reactions

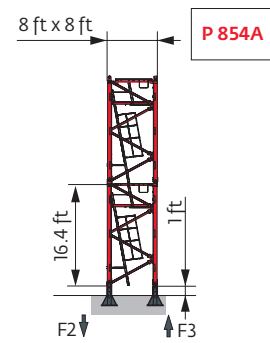
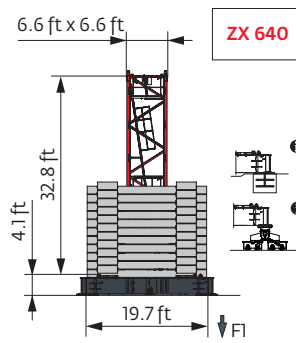
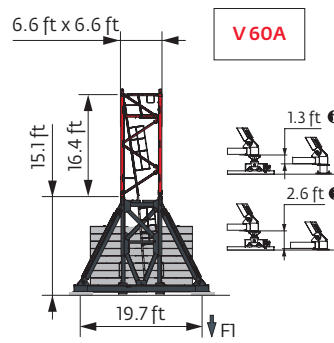
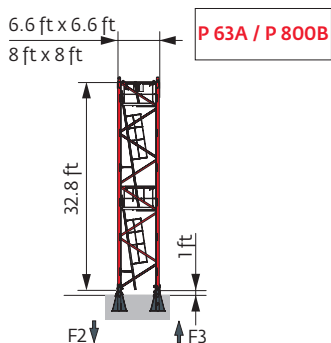
6.6 ft - P 63A										
Height (ft)	98	115	131	148	164	180	197	213	230	246
Height (ft)	229.3	223.8	223.8	218.5	218.5	218.5	218.5	218.5	212.9	212.9
Height/P _r (ft)	207.4	202.1	202.1	207.4	207.4	212.9	212.9	218.5	212.9	212.9
10.9 ft	1	2	2	0	0	0	0	0	1	1
16.4 ft	11	10	10	11	11	11	11	11	10	10
32.8 ft	1	1	1	1	1	1	1	1	1	1
F2 (Ust)	● 236 ■ 302	234 293	232 293	228 273	229 281	229 283	231 287	236 296	237 289	240 297
F3 (Ust)	● 167 ■ 241	164 232	162 231	156 211	158 218	157 219	158 223	162 230	163 224	166 232


6.6 ft - V 60A										
Height (ft)	98	115	131	148	164	180	197	213	230	246
Height (ft)	216.2	216.2	216.2	216.2	216.2	216.2	216.2	205	205	205
Height/P _r (ft)	199.8	194.2	199.8	199.8	199.8	205	199.8	205	205	205
10.9 ft	0	0	0	0	0	0	0	2	2	2
16.4 ft	12	12	12	12	12	12	12	10	10	10
F1 (Ust)	● 128 ■ 130	129 132	125 132	125 129	125 133	125 134	126 136	128 127	128 133	129 138




6.6 ft - ZX 640										
Height (ft)	98	115	131	148	164	180	197	213	230	246
Height (ft)	227	221.5	227	221.5	221.5	221.5	221.5	221.5	216.2	216.2
Height/P _r (ft)	205.1	205.1	205.1	205.1	205.1	210.6	210.6	216.2	216.2	216.2
10.9 ft	2	0	2	0	0	0	0	0	1	1
16.4 ft	10	11	10	11	11	11	11	11	10	10
32.8 ft	1	1	1	1	1	1	1	1	1	1
F1 (Ust)	● 138 ■ 146	135 140	137 149	135 139	136 142	136 143	137 145	137 149	139 146	140 151


8 ft - P 800B										
Height (ft)	98	115	131	148	164	180	197	213	230	246
Height (ft)	267.7	267.7	267.7	262.1	262.1	262.1	262.1	251.3	251.3	251.3
Height/P _r (ft)	267.7	267.7	267.7	262.1	262.1	262.1	262.1	251.3	251.3	251.3
10.9 ft	0	0	0	1	1	1	1	0	0	0
16.4 ft	16	16	16	15	15	15	15	15	15	15
F2 (Ust)	● 249 ■ 399	251 403	249 403	244 388	245 394	242 396	243 399	240 371	242 379	244 385
F3 (Ust)	● 165 ■ 324	165 326	163 325	156 309	157 315	154 316	155 319	152 291	153 299	155 306




8 ft - P 854A										
Height (ft)	98	115	131	148	164	180	197	213	230	246
Height (ft)	316.9	316.9	316.9	316.9	316.9	316.9	316.9	316.9	311.4	305.8
Height/P _r (ft)	316.9	316.9	316.9	316.9	316.9	316.9	316.9	316.9	311.4	305.8
10.9 ft	0	0	0	0	0	0	0	0	1	2
16.4 ft	19	19	19	19	19	19	19	19	18	17
F2 (Ust)	● 308 ■ 576	309 580	307 580	306 577	307 584	304 585	305 588	317 598	312 589	310 582
F3 (Ust)	● 210 ■ 488	210 490	207 489	205 485	206 491	203 492	204 496	213 504	210 496	208 488







8 ft - JM 850 - 


WIND (ft)	98	115	131	148	164	180	197	213	230	246
 (ft)	319.2	319.2	319.2	319.2	319.2	319.2	319.2	319.2	319.2	314
 / P _z (ft)	319.2	319.2	319.2	319.2	319.2	319.2	319.2	319.2	319.2	314
	10.9 ft	2	2	2	2	2	2	2	2	0
	16.4 ft	16	16	16	16	16	16	16	16	17
FI (Ust)	● 161	162	162	160	160	159	163	165	166	158
	■ 239	241	241	239	242	243	244	247	251	233




8 ft - ZX 6830 - 

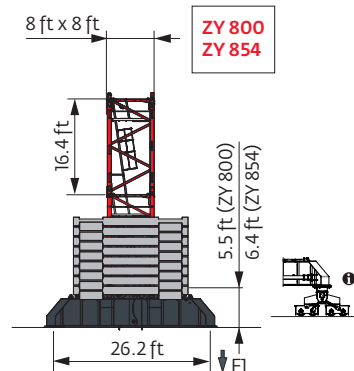
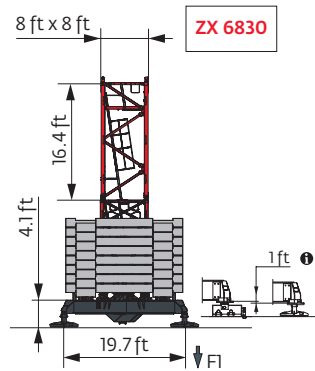
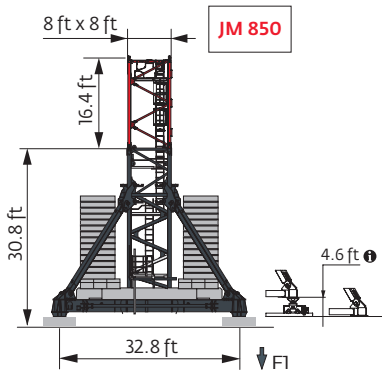
WIND (ft)	98	115	131	148	164	180	197	213	230	246
 (ft)	232.3	232.3	232.3	232.3	232.3	232.3	227	227	221.5	221.5
 / P _z (ft)	232.3	232.3	232.3	232.3	232.3	232.3	227	227	221.5	221.5
	10.9 ft	1	1	1	1	1	2	2	0	0
	16.4 ft	13	13	13	13	13	12	12	13	13
FI (Ust)	● 149	150	150	147	151	150	146	149	146	147
	■ 188	190	190	186	191	192	186	191	183	188

8 ft - ZY 800 - 


WIND (ft)	98	115	131	148	164	180	197	213	230	246
 (ft)	255.6	255.6	255.6	255.6	255.6	255.6	255.6	244.8	244.8	244.8
 / P _z (ft)	255.6	255.6	255.6	255.6	255.6	255.6	255.6	244.8	244.8	244.8
	10.9 ft	0	0	0	0	0	0	2	2	2
	16.4 ft	15	15	15	15	15	15	13	13	13
FI (Ust)	● 140	144	141	142	142	142	146	139	143	143
	■ 186	187	188	185	191	192	194	185	191	194

8 ft - ZY 854 - 

WIND (ft)	98	115	131	148	164	180	197	213	230	246
 (ft)	305.8	305.8	305.8	305.8	305.8	305.8	305.8	305.8	300.2	295
 / P _z (ft)	305.8	305.8	305.8	305.8	305.8	305.8	305.8	305.8	300.2	295
	10.9 ft	0	0	0	0	0	0	0	1	2
	16.4 ft	18	18	18	18	18	18	18	17	16
FI (Ust)	● 191	192	196	193	197	197	197	202	201	196
	■ 280	283	284	283	287	289	291	297	296	291



Note: When "ASCE" is noted in this data sheet it is referring to 115 mph Wind Zone, Exposure B, Design Wind Speed = 98 mph. See back cover for design wind speed calculations.


 Motorized accesses: adapted mast compositions, base ballast and reactions.

Other mast compositions - Please consult us


Anchorage




Base ballast

USt / 6.6 ft - V 60A - 


ft	98	115	131	148	164	180	197	213	230	246
216.2	132.3	132.3	119.1	119.1	119.1	119.1	119.1			
205	119.1	119.1	119.1	119.1	105.8	105.8	105.8	119.1	119.1	119.1
188.6	105.8	105.8	105.8	105.8	105.8	92.6	92.6	105.8	105.8	105.8
172.2	105.8	105.8	105.8	92.6	92.6	92.6	92.6	92.6	79.4	79.4
155.8	105.8	105.8	92.6	92.6	92.6	79.4	79.4	66.1	66.1	66.1
139.4	92.6	92.6	92.6	79.4	79.4	79.4	66.1	66.1	52.9	66.1
123	92.6	92.6	92.6	79.4	79.4	79.4	66.1	52.9	52.9	52.9

USt / 6.6 ft - ZX 640 - 


ft	98	115	131	148	164	180	197	213	230	246
227	154.3		143.3							
221.5	143.3	143.3	143.3	143.3	143.3	143.3	143.3	143.3		
216.2	132.3	132.3	132.3	132.3	132.3	132.3	132.3	132.3	143.3	143.3
199.8	121.3	121.3	121.3	121.3	121.3	110.2	110.2	110.2	121.3	121.3
183.4	110.2	110.2	110.2	110.2	99.2	99.2	99.2	88.2	99.2	99.2
167	110.2	110.2	110.2	99.2	99.2	99.2	99.2	88.2	88.2	77.2
150.6	99.2	99.2	99.2	88.2	88.2	77.2	77.2	77.2	66.1	66.1
134.2	88.2	88.2	88.2	88.2	77.2	77.2	66.1	66.1	55.1	55.1

USt / 8 ft - JM 850 - 


ft	98	115	131	148	164	180	197	213	230	246
319.2	185.2	185.2	185.2	172	172	172	185.2	185.2	185.2	
314	158.7	158.7	145.5	145.5	145.5	145.5	145.5	145.5	158.7	158.7
297.6	132.3	119.1	119.1	119.1	119.1	119.1	119.1	119.1	132.3	132.3
281.2	105.8	92.6	92.6	92.6	92.6	92.6	92.6	92.6	105.8	105.8
264.8	79.4	66.1	66.1	66.1	66.1	66.1	66.1	66.1	79.4	79.4
248.4 ↓	52.9	52.9	52.9	52.9	52.9	52.9	52.9	52.9	52.9	52.9
133.5	52.9	52.9	52.9	52.9	52.9	52.9	52.9	52.9	52.9	52.9

USt / 8 ft - ZX 6830 - 

ft	98	115	131	148	164	180	197	213	230	246
232.3	166.5	166.5	166.5	155.4	166.5	166.5				
227	155.4	155.4	155.4	144.4	155.4	155.4	155.4	155.4		
221.5	144.4	144.4	144.4	133.4	133.4	133.4	144.4	144.4	155.4	155.4
205.1	122.4	122.4	122.4	122.4	111.3	111.3	111.3	122.4	122.4	122.4
188.7	111.3	100.3	100.3	100.3	100.3	100.3	89.3	100.3	100.3	100.3
172.2	89.3	89.3	89.3	78.3	78.3	78.3	78.3	89.3	89.3	78.3
155.8	89.3	89.3	89.3	78.3	78.3	78.3	67.2	67.2	67.2	67.2
139.4	89.3	89.3	89.3	78.3	78.3	78.3	67.2	56.2	45.2	56.2

USt / 8 ft - ZY 800 - 

ft	98	115	131	148	164	180	197	213	230	246
255.6	119.1	132.3	119.1	119.1	119.1	119.1	132.3			
244.8	105.8	105.8	105.8	105.8	105.8	105.8	105.8	105.8	119.1	119.1
228.4	79.4	79.4	79.4	66.1	79.4	79.4	79.4	79.4	79.4	92.6
211.9	66.1	52.9	52.9	52.9	52.9	52.9	52.9	52.9	52.9	66.1
195.5	52.9	39.7	39.7	39.7	39.7	39.7	39.7	39.7	39.7	39.7
179.1	39.7	39.7	26.5	26.5	26.5	26.5	26.5	26.5	26.5	26.5
162.7 ↓	26.5	26.5	26.5	26.5	26.5	13.2	13.2	13.2	13.2	13.2
129.9	26.5	26.5	26.5	26.5	26.5	13.2	13.2	13.2	13.2	13.2

USt / 8 ft - ZY 854 - 

ft	98	115	131	148	164	180	197	213	230	246
305.8	224.9	224.9	238.1	224.9	238.1	238.1	238.1	238.1		
300.2	224.9	224.9	224.9	211.6	224.9	224.9	224.9	224.9	238.1	
295	211.6	211.6	211.6	198.4	211.6	211.6	211.6	211.6	224.9	224.9
278.5	172	172	172	158.7	172	172	172	172	185.2	185.2
262.1	132.3	132.3	132.3	119.1	132.3	132.3	132.3	132.3	145.5	145.5
245.7	105.8	105.8	105.8	92.6	92.6	92.6	92.6	105.8	105.8	119.1
229.3	66.1	66.1	66.1	66.1	66.1	66.1	66.1	66.1	79.4	79.4
212.9	52.9	52.9	39.7	39.7	39.7	39.7	39.7	52.9	52.9	52.9
196.5	39.7	39.7	26.5	26.5	26.5	26.5	26.5	39.7	39.7	39.7
180.1	26.5	26.5	26.5	13.2	13.2	13.2	13.2	26.5	13.2	13.2
163.7	26.5	13.2	13.2	13.2	13.2	13.2	13.2	13.2	13.2	13.2
147.3 ↓	13.2	13.2	13.2	13.2	13.2	13.2	13.2	13.2	13.2	13.2
130.9	13.2	13.2	13.2	13.2	13.2	13.2	13.2	13.2	13.2	13.2

Load curves



		▽ (ft)																								ft
▽	↔	17.6 USt	8.8 USt	↔												↔										
246	11 → 61	112 - 122	17.6 16.4 12.8 11.7 10.3 9.6	8.8 8.8 8.2 7.8 7.1 6.7 6.2 5.4 5.2 4.8 4.3 4.1 3.9 3.7 3.5	USt																					
	11 → 67	118 - 128	17.6 17.6 14.1 12.9 11.4 10.4	9.2 8.8 8.5 8 7.4 7 6.4 5.7 5.4 5.1 4.6 4.4 4.1 3.9 3.7	USt P+																					
230	11 → 65	118 - 128	17.6 17.3 13.6 12.5 11 10.2 9.1	8.8 8.5 8 7.3 6.9 6.3 5.5 5.3 4.9 4.4 4.3 4	USt																					
	11 → 69	120 - 130	17.6 17.6 14.5 13.3 11.6 10.6 9.3	8.8 8.7 8.1 7.5 7.1 6.5 5.8 5.5 5.2 4.6 4.5 4.2	USt P+																					
213	11 → 69	127 - 138	17.6 17.6 14.7 13.4 11.9 11.1 10 9.3	8.8 8.8 8.2 7.7 7.1 6.3 6 5.6 5.1	USt																					
	11 → 74	129 - 140	17.6 17.6 15.5 14.1 12.4 11.5 10.3 9.6	8.8 8.8 8.2 7.8 7.3 6.5 6.2 5.8 5.2	USt P+																					
197	11 → 74	132 - 143	17.6 17.6 15.6 14.2 12.6 11.7 10.5 9.8 8.9	8.8 8.5 8.1 7.5 6.7 6.4 6.1	USt																					
	11 → 79	138 - 148	17.6 17.6 16.8 15.3 13.5 12.4 11.1 10.4 9.4 8.8	8.8 8.4 7.8 6.9 6.6 6.2	USt P+																					
180	11 → 74	137 - 148	17.6 17.6 15.9 14.6 13 12 10.9 10.2 9.3	8.8 8.8 8.4 7.9 7.1	USt																					
	11 → 80	146 - 157	17.6 17.6 17.1 15.7 13.9 13 11.7 11 10 9.4	8.8 8.8 8.4 7.6	USt P+																					
164	11 → 75	137 - 148	17.6 17.6 15.9 14.6 13 12.1 10.9 10.2 9.3	8.8 8.8 8.4 7.9	USt																					
	11 → 81	149 - 161	17.6 17.6 17.5 16.1 14.3 13.3 12 11.2 10.3 9.7 8.9	8.8 8.6	USt P+																					
148	11 → 78	143 - 148	17.6 17.6 16.7 15.3 13.6 12.7 11.4 10.7 9.8 9.2	8.8	USt																					
	11 → 85		17.6 17.6 17.6 16.9 15 13.9 12.6 11.8 10.8 10.2 9.4	USt P+																						
131	11 → 77		17.6 17.6 16.4 15 13.3 12.3 11.1 10.4 9.5	USt																						
	11 → 84		17.6 17.6 17.6 16.5 14.6 13.6 12.2 11.4 10.4	USt P+																						
115	11 → 78		17.6 17.6 16.6 15.2 13.4 12.5 11.2	USt																						
	11 → 84		17.6 17.6 17.6 16.7 14.8 13.7 12.3	USt P+																						
98	11 → 78		17.6 17.6 16.7 15.3 13.5	USt																						
	11 → 85		17.6 17.6 17.6 16.8 14.9	USt P+																						

$U_{L1} = U_{L2} - 0.97 \text{ USt max.}$

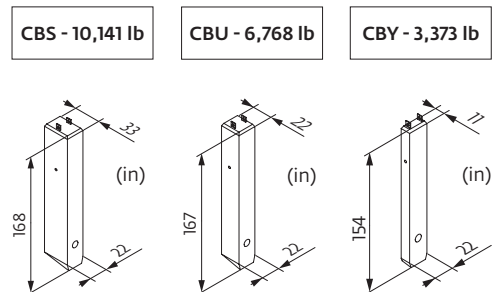


		▽ (ft)																								ft
▽	↔	17.6 USt	8.8 USt	↔												↔										
246	8 → 62	114 - 117	17.6 16.5 12.9 11.9 10.5 9.7	8.8 8.4 7.7 7.2 6.6 6.2 5.7 4.9 4.7 4.3 3.8 3.6 3.3 3.2 2.95	USt																					
	8 → 68	120 - 122	17.6 17.6 14.2 13 11.5 10.5 9.3	8.8 8 7.5 6.8 6.5 5.9 5.2 4.9 4.6 4 3.8 3.6 3.4 3.2	USt P+																					
230	8 → 65	119 - 122	17.6 17.5 13.7 12.6 11.2 10.4 9.3	8.8 8 7.5 6.8 6.4 5.8 5 4.8 4.4 3.9 3.8 3.5	USt																					
	8 → 70	121 - 125	17.6 17.6 14.7 13.4 11.7 10.7 9.5 8.8	8.1 7.6 7 6.6 6 5.3 5 4.7 4.1 3.9 3.7	USt P+																					
213	8 → 70	129 - 132	17.6 17.6 14.8 13.6 12.1 11.2 10.1 9.5	8.8 8.4 7.7 7.3 6.7 5.8 5.5 5.1 4.6	USt																					
	8 → 74	131 - 134	17.6 17.6 15.7 14.3 12.6 11.6 10.4 9.7 8.8	8.5 7.8 7.4 6.8 6 5.7 5.4 4.8	USt P+																					
197	8 → 74	134 - 138	17.6 17.6 15.7 14.4 12.8 11.8 10.6 10 9.1	8.8 8.1 7.7 7.1 6.3 6.1 5.7	USt																					
	8 → 79	140 - 143	17.6 17.6 16.9 15.5 13.6 12.6 11.3 10.5 9.6 9	8.5 8 7.4 6.5 6.3 5.8	USt P+																					
180	8 → 75	139 - 142	17.6 17.6 16 14.7 13.1 12.2 11 10.3 9.5 8.9	8.5 8 7.5 6.7	USt																					
	8 → 81	148 - 151	17.6 17.6 17.3 15.9 14.1 13.1 11.8 11.1 10.1 9.6 8.8	8.6 8 7.2	USt P+																					
164	8 → 75	140 - 143	17.6 17.6 16 14.8 13.1 12.2 11 10.4 9.5 8.9	8.5 8.1 7.5	USt																					
	8 → 82	151 - 151	17.6 17.6 17.6 16.2 14.4 13.4 12.1 11.4 10.4 9.8 9.1	8.7 8.2	USt P+																					
148	8 → 78	146 - 148	17.6 17.6 16.8 15.5 13.8 12.8 11.6 10.9 10 9.4	8.8	USt																					
	8 → 86		17.6 17.6 17.6 17 15.2 14.1 12.8 12 10.9 10.3 9.5	USt P+																						
131	8 → 78		17.6 17.6 16.6 15.2 13.4 12.5 11.2 10.5 9.6	USt																						
	8 → 84		17.6 17.6 17.6 16.7 14.8 13.7 12.4 11.6 10.6	USt P+																						
115	8 → 78		17.6 17.6 16.7 15.3 13.6 12.6 11.4	USt																						
	8 → 85		17.6 17.6 17.6 16.9 14.9 13.9 12.5	USt P+																						
98	8 → 79		17.6 17.6 16.8 15.4 13.7	USt																						
	8 → 85		17.6 17.6 17.6 17 15	USt P+																						

$U_{L1} = U_{L2} - 0.29 \text{ USt max.}$

Jib weight & counter-jib ballast

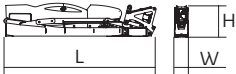

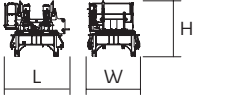
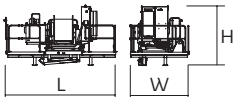
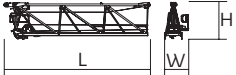
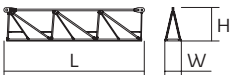
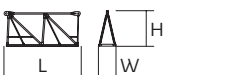
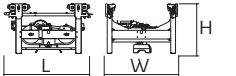

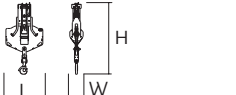

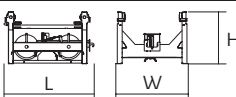

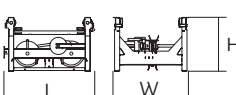


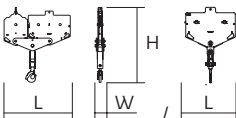


▽ (ft)	▽ (lb) (+/- 5%)			10,141 lb			3,373 lb		
	↔	↔	↔	↔	↔	↔	↔	↔	↔
246 ft	40,347	39,256	40,677	5	2	57,452	8	1	57,519
230 ft	39,760	38,702	40,069	5	2	57,452	8	1	57,519
213 ft	38,909	37,917	39,284	5	2	57,452	8	1	57,519
197 ft	36,870	35,944	37,201	5	1	54,079	8	0	54,146
180 ft	36,894	35,968	37,225	5	1	54,079	8	0	54,146
164 ft	35,102	34,176	35,433	5	2	57,452	8	1	57,519
148 ft	34,520	33,594	34,851	5	2	57,452	8	1	57,519
131 ft	32,728	31,802	33,058	5	0	50,706	7	1	50,750
115 ft	31,559	30,633	31,890	4	2	47,311	7	0	47,377
98 ft	29,709	28,784	30,040	4	1	43,938	6	1	43,982

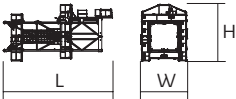
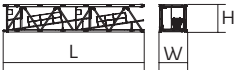

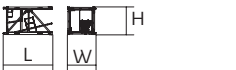
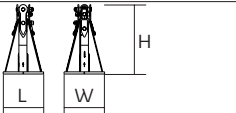
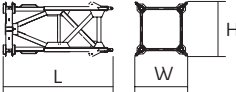
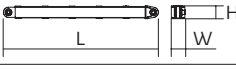
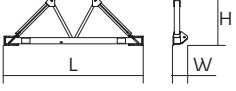
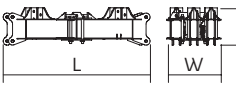
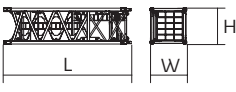
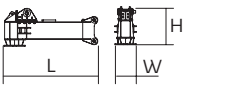
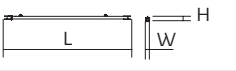
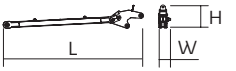
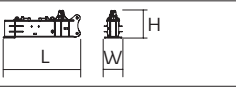

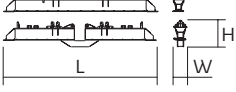


Dimensions and weight

Slewing crane part:  246 ft -  -  -  90 HPL™



Slewing crane part			L (ft)	W (ft)	H (ft)	lb (+/- 5%)
Counter-jib		Ⓐ	39.4	4.1	8.2	31,107
		Ⓑ	39.4	4.1	8.2	29,983
		Ⓒ	39.4	4.1	8.2	25,441
Cab mast + cab		Ultra View	16.5	7.3	8.2	14,815
Towerhead		⏏ 6.6 ft	9.7	8.1	8.2	16,799
		⏏ 8 ft	10.7	8.2	9	19,180
Hoisting winch (+ rope)		90 HPL™	14	7.5	7.6	9,017
		132 HPL™	15.9	7.5	8.3	15,146
Jib section		① 6 DVF	35.3	5.9	9	12,015
Jib section		②	33.5	3.9	8.2	6,934
		③	33.8	3.9	7.9	5,335
		⑤	33.5	3.9	7.8	3,439
		⑥	33.6	3.9	6.9	2,723
		⑦	33.4	3.9	6	2,094
Jib section		④	17.3	3.9	7.8	2,116
		⑧	16.7	3.9	5	683
		⑨	16.7	3.9	4.6	485
Trolley		 17.6 USt	6.7	5	3.6	1,063
Pulley block		 17.6 USt	4.6	1.5	7.3	1,301
Trolley		 17.6 USt	5.8	5	3.4	551
Trolley		 17.6 USt	5.8	5	3.4	668
		 8.8USt	6	5	3.4	668
Pulley block		 17.6 USt	6	0.9	6.2	1,863
		 8.8 USt	3.8	0.7	5.2	816

Crane tower			L (ft)	W (ft)	H (ft)	lb (+/- 5%)
Telescopic cage T 61 Telescopic cage T 851		□ 6.6 ft □ 8 ft	35.5 36.7	13.6 15.9	14.7 19	21,385 34,723
K 649B KM 649E KRM 6410B KRM 849B K 85/KR 84B2 KM 850.10B KM 850.14B		□ 6.6 ft □ 6.6 ft □ 6.6 ft □ 8 ft □ 8 ft □ 8 ft □ 8 ft	33.6 33.8 33.6 33.6 33.6 33.9 33.9	6.8 6.7 6.9 8.4 8.3 8.3 8.3	6.7 6.7 6.8 8.3 8.2 8.2 8.2	11,663 10,692 15,653 17,196 21,242 22,201 24,670
K 649A KMT 649A KR 649A KRMT 649A K 849A KMT 849A KR 849A KRMT 849A K 85/KR 84A2 KMT 850.10A KMT 850.14A		□ 6.6 ft □ 6.6 ft □ 6.6 ft □ 6.6 ft □ 8 ft □ 8 ft □ 8 ft □ 8 ft □ 8 ft □ 8 ft □ 8 ft □ 8 ft	17.2 17.2 17.2 17.2 17.2 17.2 17.2 17.2 17.2 17.2 17.5 17.5	6.8 6.8 6.9 6.8 8.3 8.4 8.3 8.3 8.4 8.3 8.3 8.3	6.7 6.7 6.8 6.8 8.2 8.3 8.2 8.3 8.3 8.2 8.2 8.2	6,184 5,666 7,165 6,724 7,496 6,945 9,458 9,017 12,236 12,015 13,206
K 649C KMT 649C KRMT 649C KRMT 849C		□ 6.6 ft □ 6.6 ft □ 6.6 ft □ 8 ft	11.7 11.7 11.7 11.7	6.8 6.8 6.9 8.4	6.7 6.7 6.8 8.3	4,376 4,542 5,401 7,066
Fixing angles		P 63A / P 800B P 854A	2.5 3	2.5 3	4.2 4.9	1,025 2,072
Basic mast unit		V 60A	16.4	7.9	7.9	10,494
Struts		V 60A	14.8	1	1	1,036
Half-bearer		V 60A	22	2.3	7.6	4,057
Central cross (transport position)		JM 850	17.1	5.6	4.9	14,771
Basic mast unit		JM 850	28.7	8.2	8.2	32,187
Chassis girder		JM 850	17.1	3	5.1	7,055
Chassis ties		JM 850	23.6	0.8	1.1	551
Struts		JM 850	26.9	2.5	4.3	5,071
1/2 Cross girder		ZX 640 ZY 800 ZY 854	14.3 18.6 18.7	3.3 3.2 3.2	5.1 6.3 7.4	7,319 10,406 14,176
Cross girder		ZX 640 ZY 800 ZY 854	30 39.2 39	3.9 4.6 4.7	5.1 6.3 7.4	15,168 22,212 30,865
		ZX 6830	29.9 29.9	3.7 2.5	3.6 4.9	11,607 12,004

Mechanisms

480 V - 60 Hz													hp	kW	
	90 HPL™ 40	fpm	133	174	249	366	548	69	90	130	190	274	90	66	1,768 ft
		USt	8.8	6.6	4.4	2.2	0.6	17.6	13.2	8.8	4.4	1.5			
	132 HPL™ 40	fpm	198	259	363	525	671	102	135	189	269	336	132	98	3,740 ft
		USt	8.8	6.6	4.4	2.2	0.8	17.6	13.2	8.8	4.4	2			
	6 DVF 6 Optima	fpm	0 → 138 (17.6 USt) 0 → 276 (8.8 USt) 0 → 328 (4.4 USt)									5.5	4		
	RVF 172 Optima+	rpm	0 → 0.9									2 x 10	2 x 7.5		

	kVA	
480 V (+6% -10%) 60 Hz	90 HPL™: 96 → 60 kVA 132 HPL™: 130 → 77 kVA	

These mast combinations meet the EN 14439 and ASME B30.3-2016 specifications for “out of service” wind conditions, provided the illustrated wind speed matches required design wind speed for the location of the tower crane. The “out of service” design wind speed was determined in accordance with ASCE 7-10, Figure 26.5-1A. The wind velocity, used for this configuration was 98 mph (158 kph), which represents a nominal design 3-second wind gust at 33 ft (10 m) above ground for Exposure B category. A factor of 0.85 was applied to the 700-year ultimate design wind speed of 115 mph (185 kph), per ASCE 37-02, with the assumption that this crane is considered a temporary structure used during a construction period of 2 years or less.

- Jib elevation
- Standard equipment
- Options
- Potain Plus function: Plus load curves
- Hook heights with Plus load curves
- Reactions in service
- Reactions out of service
- Total ballast weight
- Jib weight
- Lorry 44 ft
- Container High Cube 40 ft, and/or Flat Rack 20 ft
- Hoisting
- Trolleying
- Slewing
- Travelling
- Required power
- Power Control Function: winch speeds adapted to the available power
- Consult us

This commercial document is not legally binding. For any technical information, please refer to the corresponding instructions.

