



**POTAIN®**

# Igo T 99

**OPTIMIZED PERFORMANCE.  
MAXIMIZED PROFITS.**

Igo T 99

**POTAIN**



**OPTIMIZED PERFORMANCE.  
MAXIMIZED PROFITS.**



# MAXIMIZE YOUR PROFITS WITH INCREASED LOAD CURVE AND MORE REACH

The versatile new Potain Igo T 99 self-erecting crane offers greater reach with an increased load curve, streamlined transport and easier-than-ever setup that lets you take on more jobs, allowing for a higher return on your investment.

- > Maximum reach up to 48 m with a strong load curve and class-leading performance. Maximum load 6 t and 1.2 t at 48 m
- > Multiple integrated configurations for various jobsite needs

**NEW** **Smart Set-Up software** for simplified crane erection using the exclusive Potain remote control

- > Can be equipped with Ultra View cab
- > User-friendly crane control system (CCS) that puts total control at the operator's fingertips

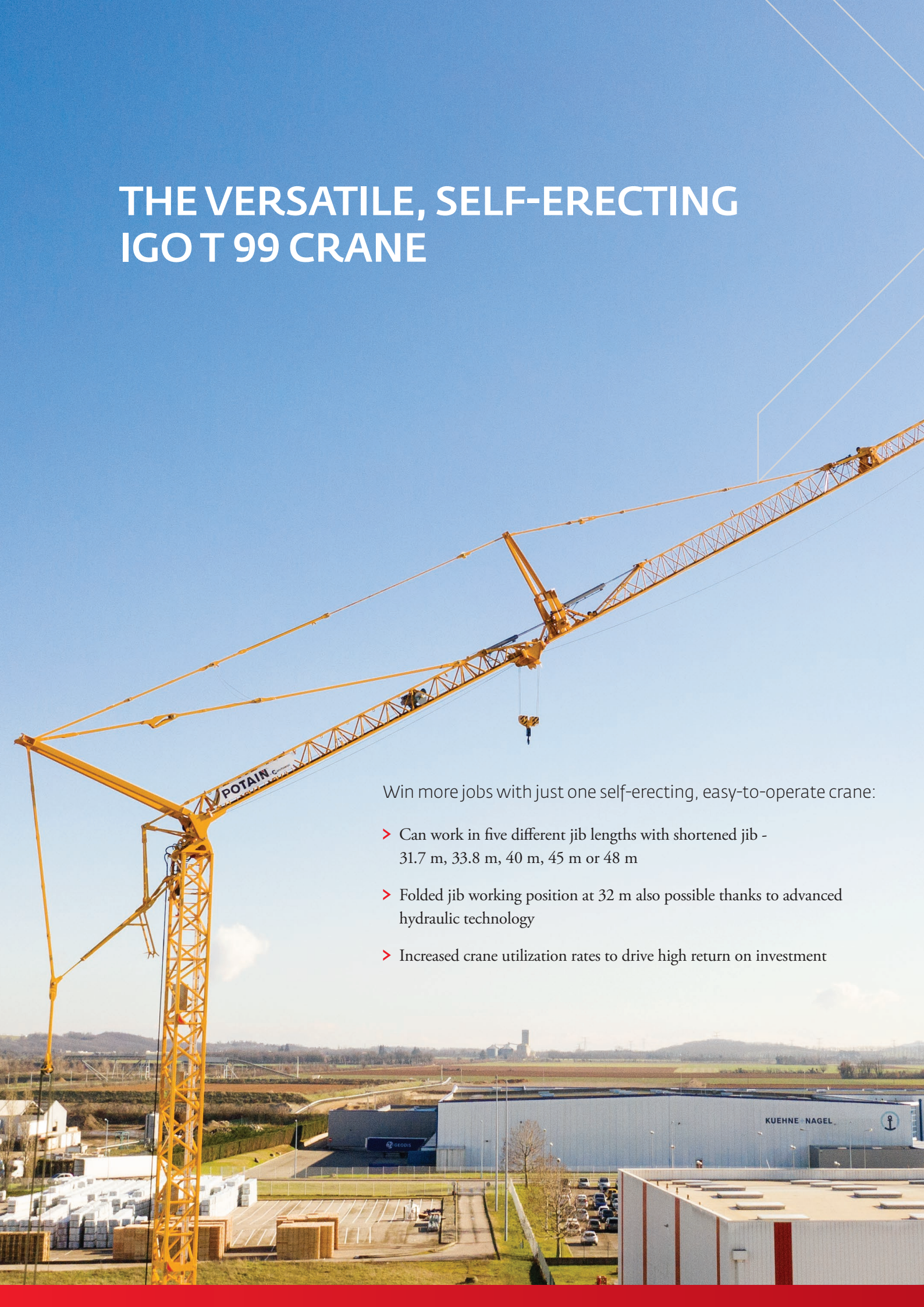




# THE VERSATILE, SELF-ERECTING IGOT 99 CRANE

Win more jobs with just one self-erecting, easy-to-operate crane:

- > Can work in five different jib lengths with shortened jib - 31.7 m, 33.8 m, 40 m, 45 m or 48 m
- > Folded jib working position at 32 m also possible thanks to advanced hydraulic technology
- > Increased crane utilization rates to drive high return on investment





# TELESCOPIC SELF-ERECTING CRANE MEETS MORE CONSTRUCTION SITE REQUIREMENTS

The Igo T 99 telescopic, easy-to-erect crane delivers high lifting capacity to help your day-to-day construction work on even the most demanding sites.

- > Up to three additional mast sections in seven heights, from 20.5 to 38.5 m
- > Reduced erection time thanks to advanced hydraulic technology and 6 m masts
- > Raised jib that offers 30° luffing position and max height under hook of 56.5 m

## NEW

### Operator Control

**Functionality** allows for more optimized control capabilities. The new remote control can be programmed with the three driving profiles so operators can customize to their preference. High-precision hoisting speeds can also be selected directly from the remote control.



## NEW

### Exclusive Power Control

allows you to adapt the self-erecting crane to the power available on the site.



## NEW

### High-Performance Lifting™ (HPL) Technology

hoists maximum loads at the fastest possible speeds. With a permanent 4 falls, there's no need to change the rope reeving on the job site to maintain optimal lifting potential.

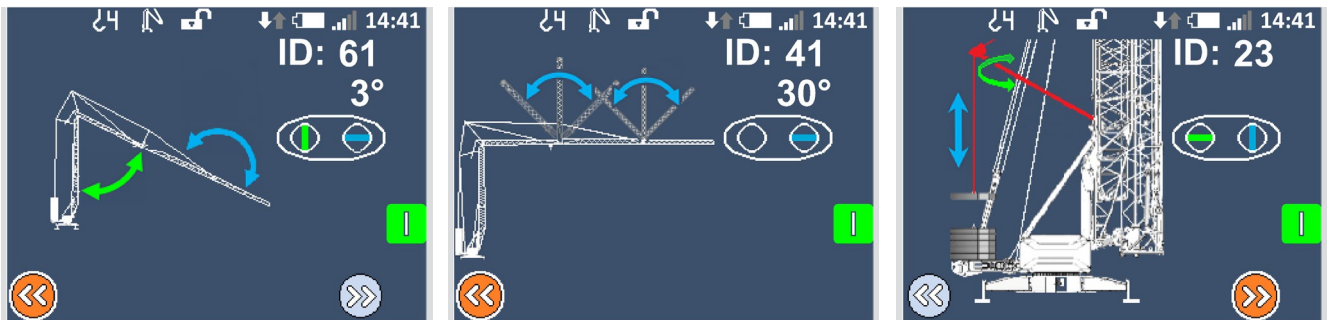
### High Performance Slewing

improves the accuracy and responsiveness of crane movements. It allows the crane operator to exercise better control while moving loads.

# **NEW** SMART SET-UP SOFTWARE FOR SIMPLIFIED CRANE ERECTION

Smart Set-Up is the exclusive Potain software that offers 100% remote control powered crane erection for convenient and secure operation.

- > A large color screen of 2,4 inches, optimized ergonomics and intuitive interface help the operator maintain comfortable, total control of folding and unfolding.
- > Exclusive step-by-step progress monitoring is clearly visible on the remote control.



**NEW**


**POTAIN**<sup>®</sup>  
CONNECT

The Potain CONNECT app revolutionizes the customer experience by enabling remote crane maintenance, monitoring and management for increased performance and durability.

# COMPACTY EASES INSTALLATION AND TRANSPORT ON CONSTRICTED JOBSITES

Deliver and set up in a relatively small space thanks to innovative Igo T 99 engineering and technologies.

- > Compact 4.5 x 4.5 m footprint and slewing radius 3 m or 3.3 m
- > Quick and easy leveling thanks to an adjustable system of 5 locking positions
- > 4 m maximum height for transport for 80 km/h axle and even less for 25 km/h axle
- > Compatible with already existing Igo and Igo T transport axles



## Limited space needed for erecting the crane

- > Innovative movement technology that enables the crane to unfold even in narrow spaces close to buildings
- > The unfolding of the jib requires less ground area because it deploys from the top after the base of the crane is erected

## NEW ERGONOMIC DESIGNS



Keep your operators and technician, comfortable and productive with our leading-edge designs.

- > **Electrical cabinet new design** with the door opening from the top, which protects the technician from bad weather conditions
- > **Convenient, dedicated storage** for remote control transmitter and battery charger
- > **Ultra View cab with new access** compliant with the latest standards



# The Manitowoc Company, Inc.

## Regional headquarters

### Americas

Milwaukee, Wisconsin, USA  
Tel: +1 414 760 4600

Shady Grove, Pennsylvania, USA  
Tel: +1 717 597 8121

### Europe and Africa

Dardilly, France - TOWERS  
Tel: +33 (0) 4 72 18 20 20

Wilhelmshaven, Germany - MOBILE  
Tel: +49 (0) 4421 294 0

### APAC

Shanghai, China  
Tel: +86 21 6457 0066

Singapore  
Tel: +65 6264 1188

### Middle East and India

Dubai, UAE  
Tel: +971 4 8862677

This document is non-contractual. Constant improvement and engineering progress make it necessary that we reserve the right to make specification, equipment, and price changes without notice. Illustrations shown may include optional equipment and accessories and may not include all standard equipment.

