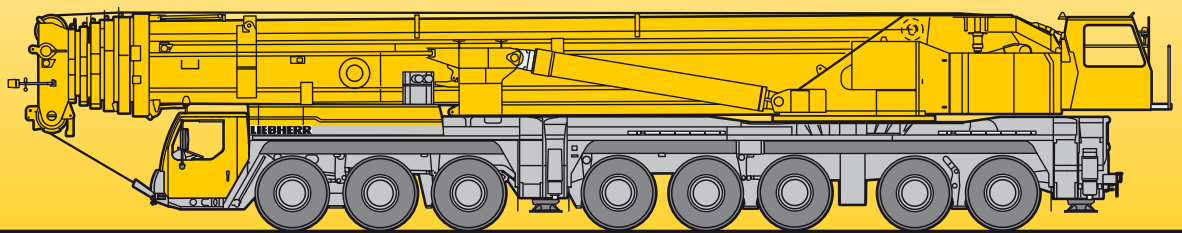


Mobile Crane Grue mobile

LTM 1500-8.1

Technical Data Caractéristiques techniques



LIEBHERR

Table of content Tables des matières

Technical Data

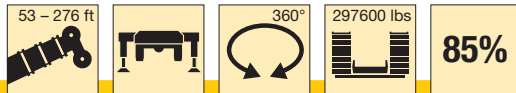
Lifting capacities on telescopic boom (T)	3 – 7
Lifting capacities on guyed telescopic boom (TY3)	8 – 10
Lifting capacities on the lattice fly jib (TF)	11 – 16
Lifting capacities on the lattice fly jib with guyed telescopic boom (TY3F)	17 – 21
Lifting capacities on the lattice fly jib with guyed telescopic boom and eccentric (TY3EF)	22 – 26
Lifting capacities on the luffing lattice jib (TN)	27 – 37
Lifting capacities on the luffing lattice fly jib with guyed telescopic boom (TY3N)	38 – 46
Lifting capacities on the luffing lattice fly jib with guyed telescopic boom and spacer (TY3SN)	47 – 55
Lifting capacities on the hydraulically variable lattice fly jib (TNZF)	56 – 61
Lifting capacities on the guyed telescopic boom with hydraulically variable lattice jib (TY3NZF)	62 – 66
Lifting capacities on the guyed telescopic boom with hydraulically adjustable lattice jib and eccentric (TY3ENZF)	67 – 71
Dimensions	72
Weights and working speeds	73
Crane carrier, crane superstructure, complimentary equipment	74
Remarks referring to load charts	76

Caractéristiques techniques

Forces de levage à la flèche télescopique (T)	3 – 7
Forces de levage à la flèche télescopique haubanée (TY3)	8 – 10
Forces de levage à la fléchette treillis fixe (TF)	11 – 16
Forces de levage à la fléchette treillis fixe avec flèche télescopique haubanée (TY3F)	17 – 21
Forces de levage à la fléchette treillis fixe avec flèche télescopique haubanée et axe excentrique (TY3EF)	22 – 26
Forces de levage à la fléchette treillis relevable (TN)	27 – 37
Forces de levage à la fléchette treillis relevable avec flèche télescopique haubanée (TY3N)	38 – 46
Forces de levage à la fléchette treillis relevable avec flèche télescopique haubanée et haubanage S (TY3SN)	47 – 55
Forces de levage à la fléchette treillis fixe à variation hydraulique (TNZF)	56 – 61
Forces de levage à la flèche télescopique haubanée avec fléchette treillis fixe à variation hydraulique (TY3NZF)	62 – 66
Forces de levage à la flèche télescopique haubanée avec fléchette treillis à réglage hydraulique et axe excentrique (TY3ENZF)	67 – 71
Encombrement	72
Poids et vitesses	73
Châssis porteur, partie tournante, équipement optionnel	75
Remarques relatives aux tableaux des charges	76

Lifting capacities on telescopic boom Forces de levage à la flèche télescopique

T







ft	53 ft		70 ft	87 ft	104 ft	121 ft	138 ft	155 ft	172 ft	189 ft	206 ft	223 ft	241 ft	258 ft	276 ft	ft	
	1)	2)															
9			604													9	
10	1189	1189	604													10	
11	1041	1041	604	604												11	
12	913	913	604	604												12	
13	802	802	604	604	601											13	
14	706	706	604	604	590											14	
15	635	633	603	602	577											15	
16	633	622	596	592	562	444										16	
17	619	605	581	576	547	437										17	
18	596	584	559	554	532	426	352									18	
20	553	541	518	513	501	404	349									20	
22	518	506	483	478	474	387	331	280								22	
24	485	474	451	446	445	370	315	274								24	
26	456	445	422	417	416	355	300	262	224							26	
28	430	416	397	391	391	338	287	251	217	177						28	
30	406	387	372	367	366	322	274	241	209	176						30	
32	385	361	350	344	344	307	263	231	201	170	145					32	
34	365	339	331	325	324	294	252	223	193	165	142					34	
36	344	320	313	307	307	281	241	214	186	160	138					36	
38	323	301	296	290	289	269	231	206	179	155	134	113	99.5			38	
40	305	283	280	273	273	257	221	198	172	150	130	112	99			40	
45	267	248	247	241	240	230	197	179	157	140	121	105	93	80.5		45	
50				213	212	210	181	162	144	130	113	98.5	87.5	77	66.5	50.7	50
55				189	188	190	167	146	132	120	106	92	82.5	73	65	49.4	55
60				166	168	170	154	131	120	111	99.5	86.5	77.5	69	62	46.8	60
65				138	150	152	143	121	110	102	93.5	81	73	65.5	59.1	44.4	65
70					136	137	132	112	101	94.5	87.5	76.5	69	62	56.1	41.9	70
75					123	125	121	104	93.5	87	82	72	65.5	58.6	53.2	39.5	75
80						113	109	96	87.5	80.5	76	67.5	62	55.5	50.6	37.2	80
85						103	99.5	88.5	82.5	74	70.5	63	58.7	52.6	48.1	35.1	85
90						94.5	90.5	83.5	77.5	69.5	66.5	59.5	55.6	50	45.8	33.2	90
95						85.5	82.5	78.5	73	65.5	62.5	56.1	52.4	47.2	43.7	31.3	95
100						75	74	68.5	62	59.1	52.9	49.2	44.4	41.5	29.5	100	100
105						68.5	69	64.5	58.3	55.8	49.8	46.2	42	39.5	27.6	105	105
110						63	65.5	60.5	54.9	52.7	47	43.3	39.8	37.1	25.4	110	110
115							61.5	56.9	51.7	49.8	44	40.6	37.7	34.9	23.5	115	115
120							56.9	53	48.6	47	41	38.3	35.6	33	21.8	120	120
125							52.4	48.8	45.7	44.3	38	36.3	33.7	31.2	20.3	125	125
130							48.2	44.8	42.9	41.7	35.2	34.4	31.8	29.5	18.8	130	130
135								41	40.1	39.2	33	32.6	30	27.9	17.4	135	135
140								37.5	37.4	36.8	31.1	30.6	28.2	26.4	16.1	140	140
145								33.5	34.9	34.4	29.2	28.6	26.5	24.9	14.8	145	145
150								24	32.4	32.1	27.4	26.7	24.9	23.4	13.5	150	150
155									29.9	29.9	25.7	24.8	23.3	22	12.3	155	155
160									25.8	27.8	24.1	23	22	20.6	11.1	160	160
165										25.7	22.5	21.3	20.9	19.4	10.1	165	165
170										23.6	20.9	20.1	19.8	18.5	9.4	170	170
175										21.6	19.4	18.9	18.7	17.7	8.7	175	175
180										17.2	17.9	17.8	17.6	16.9	8.1	180	180
185											16.5	16.6	16.5	16.1	7.5	185	185
190											15.1	15.5	15.5	15.4	6.9	190	190
195											13.7	14.5	14.5	14.6	6.3	195	195
200												13.4	13.5	13.7	5.8	200	200
205												12.4	12.6	12.9	5.2	205	205
210												11.4	11.7	12.1	4.7	210	210
215												8.6	10.7	11.2	4.3	215	215
220													9.8	10.4		220	220
225													9	9.7		225	225
230														8.9		230	230
235														8.2		235	235
240														7.5		240	240

¹⁾ over rear, 363800 lbs counterweight · en arrière, contrepoids de 363800 lbs

²⁾ over rear · en arrière

Lifting capacities on telescopic boom Forces de levage à la flèche télescopique

T

53 - 276 ft    231500 lbs  **85%**





ft	53 ft		70 ft	87 ft	104 ft	121 ft	138 ft	155 ft	172 ft	189 ft	206 ft	223 ft	241 ft	258 ft	276 ft	ft
	1)															
9	578	578														9
10	578	578														10
11	578	578	578													11
12	578	578	578													12
13	578	578	578	547												13
14	578	570	567	537												14
15	574	558	553	525												15
16	556	535	530	511	403											16
17	538	514	509	497	397											17
18	519	495	490	482	387	320										18
20	481	457	453	452	367	317										20
22	446	425	420	420	351	301	255									22
24	412	395	390	389	337	286	249									24
26	379	367	362	361	322	273	238	204								26
28	351	343	338	337	307	261	228	197	161							28
30	326	320	315	314	293	249	219	190	160							30
32	304	301	295	295	279	239	210	182	155	132						32
34	286	284	278	277	267	229	202	176	150	129						34
36	269	268	262	261	256	219	195	169	146	126						36
38	252	252	246	245	244	210	187	163	141	122	103	90.5				38
40	237	237	231	231	232	201	180	157	137	118	102	90				40
45	207	207	200	200	202	179	163	143	127	110	95.5	84.5	73.5			45
50			175	175	176	164	147	131	118	103	89.5	79.5	70	60.5	46.1	50
55			154	153	155	150	133	120	109	96.5	84	75	66.5	59	44.9	55
60			136	135	137	134	119	109	100	90.5	78.5	70.5	63	56.4	42.6	60
65			122	120	122	118	110	100	93	85	74	66.5	59.4	53.7	40.4	65
70				108	109	106	102	91.5	86	79.5	69.5	63	56.2	51	38.1	70
75				97	98.5	94.5	93.5	85	79.5	74.5	65.5	59.5	53.3	48.4	35.9	75
80					88.5	85	85	80	73	69	61.5	56.3	50.5	46	33.8	80
85					80	76	77.5	75	67.5	64	57.3	53.4	47.9	43.7	31.9	85
90					72.5	68.5	72	69	63.5	60.5	54.1	50.6	45.4	41.7	30.2	90
95					66	61.5	66	62.5	59.7	56.9	51	47.7	42.9	39.7	28.5	95
100						55.6	59.6	56.4	56.2	53.7	48.1	44.8	40.4	37.8	26.8	100
105						50.1	54	50.8	53	50.7	45.3	42	38.2	35.9	25	105
110						45.4	49.2	45.9	48.1	47.9	42.7	39.3	36.2	33.7	23.1	110
115							44.7	41.4	43.6	45.2	40	36.9	34.3	31.8	21.4	115
120							40.7	37.3	39.4	42	37.3	34.9	32.4	30	19.8	120
125							36.9	33.5	35.6	38.1	34.6	33	30.6	28.4	18.4	125
130							33.7	30	32.1	34.7	32	31.3	28.9	26.9	17.1	130
135								26.9	28.9	31.4	30	29.6	27.3	25.4	15.8	135
140								24.3	26.3	28.4	28.2	27.9	25.7	24	14.6	140
145								22.3	24.5	25.7	26.5	26	24.1	22.6	13.4	145
150								20.6	23.1	23	24.3	24.3	22.6	21.3	12.3	150
155									21.7	20.6	21.9	22.6	21.2	20	11.2	155
160									20.4	18.4	19.6	20.9	20	18.8	10.1	160
165										16.6	17.5	19.3	19	17.6	9.1	165
170										15.2	16.5	17.7	18	16.9	8.5	170
175										13.8	15.6	15.7	17	16.1	8	175
180										12.4	14.8	13.7	15.5	15.4	7.4	180
185											13.9	11.9	13.8	14.6	6.8	185
190											13.1	10.5	12.4	13.9	6.3	190
195											12.3	9.6	11.7	12.2	5.8	195
200												8.9	11.1	10.9	5.3	200
205												8.3	10.4	9.9	4.8	205
210												7.7	9.8	8.9		210
215												7.1	9.2	8		215
220													8.6	7.2		220
225													8	6.4		225
230														5.6		230
235														4.9		235
240														4.2		240

1) over rear - en arrière

TAB 231005 / 231008

Lifting capacities on telescopic boom Forces de levage à la flèche télescopique

T





53 - 276 ft    360°  198400 lbs **85%**

ft	53 ft	70 ft	87 ft	104 ft	121 ft	138 ft	155 ft	172 ft	189 ft	206 ft	223 ft	241 ft	258 ft	276 ft	ft
9	578														9
10	578														10
11	578	578													11
12	578	578													12
13	578	578	547												13
14	566	563	537												14
15	550	545	525												15
16	527	522	511	403											16
17	506	502	495	397											17
18	487	482	478	387	320										18
20	449	444	443	367	317										20
22	416	411	410	351	301	255									22
24	385	380	379	337	286	249									24
26	357	351	351	322	273	238	204								26
28	333	328	327	307	261	228	197	161							28
30	311	305	305	293	249	219	190	160							30
32	291	285	285	279	239	210	182	155	132						32
34	274	268	267	265	229	202	176	150	129						34
36	258	251	251	250	219	195	169	146	126						36
38	241	235	234	235	210	187	163	141	122	103	90.5				38
40	227	220	219	221	201	180	157	137	118	102	90				40
45	196	189	189	191	179	163	143	127	110	95.5	84.5	73.5			45
50		165	164	166	160	147	131	118	103	89.5	79.5	70	60.5	46.1	50
55		144	143	145	141	133	120	109	96.5	84	75	66.5	59	44.9	55
60		129	125	127	124	119	109	100	90.5	78.5	70.5	63	56.4	42.6	60
65		121	111	113	109	108	100	93	85	74	66.5	59.4	53.7	40.4	65
70			98.5	100	96.5	97.5	91.5	86	79.5	69.5	63	56.2	51	38.1	70
75			88	89.5	85.5	88.5	84	79.5	74.5	65.5	59.5	53.3	48.4	35.9	75
80				80	76	80	77	73	69	61.5	56.3	50.5	46	33.8	80
85				71.5	67.5	72	68.5	67.5	64	57.3	53.4	47.9	43.7	31.9	85
90				64.5	60.5	65	61.5	63	60.5	54.1	50.6	45.4	41.7	30.2	90
95				58.4	54.2	58.3	55.1	57.3	56.9	51	47.7	42.9	39.7	28.5	95
100					48.5	52.5	49.3	51.5	53.3	48.1	44.8	40.4	37.8	26.8	100
105					43.4	47.3	44	46.2	48.8	45.3	42	38.2	35.9	25	105
110					39.7	42.8	39.4	41.6	44.2	42.7	39.3	36.2	33.7	23.1	110
115						38.5	35.2	37.4	39.9	40	36.9	34.3	31.8	21.4	115
120						34.4	31.8	33.6	36	37.1	34.9	32.4	30	19.8	120
125						30.7	29.7	30.5	32.4	33.8	33	30.6	28.4	18.4	125
130						28.5	27.8	28.9	29.1	30.5	31.3	28.9	26.9	17.1	130
135							25.9	27.4	26.4	27.5	29.3	27.3	25.4	15.8	135
140							24.1	25.9	24.3	24.6	27	25.7	24	14.6	140
145							22.3	24.5	22.7	22	24.3	24.1	22.6	13.4	145
150							20.6	23.1	21.1	20.4	21.8	22.6	21.3	12.3	150
155								21.7	19.6	19.3	19.4	20.9	20	11.2	155
160								20.4	18.1	18.3	17.2	18.9	18.8	10.1	160
165									16.6	17.4	15	16.9	17.6	9.1	165
170									15.2	16.5	13.1	15.4	16.7	8.5	170
175									13.8	15.6	12.2	14.5	14.8	8	175
180									12.4	14.8	11.5	13.8	12.9	7.4	180
185										13.9	10.9	13.1	11.1	6.8	185
190										13.1	10.2	12.4	10	6.3	190
195										12.3	9.6	11.5	9	5.8	195
200											8.9	10.6	8	5.3	200
205											8.3	9.6	7.1	4.8	205
210											7.7	8.8	6.2		210
215											7.1	7.9	5.4		215
220												7.2	4.6		220
225												6.3			225

TAB 231009

Lifting capacities on telescopic boom Forces de levage à la flèche télescopique

T

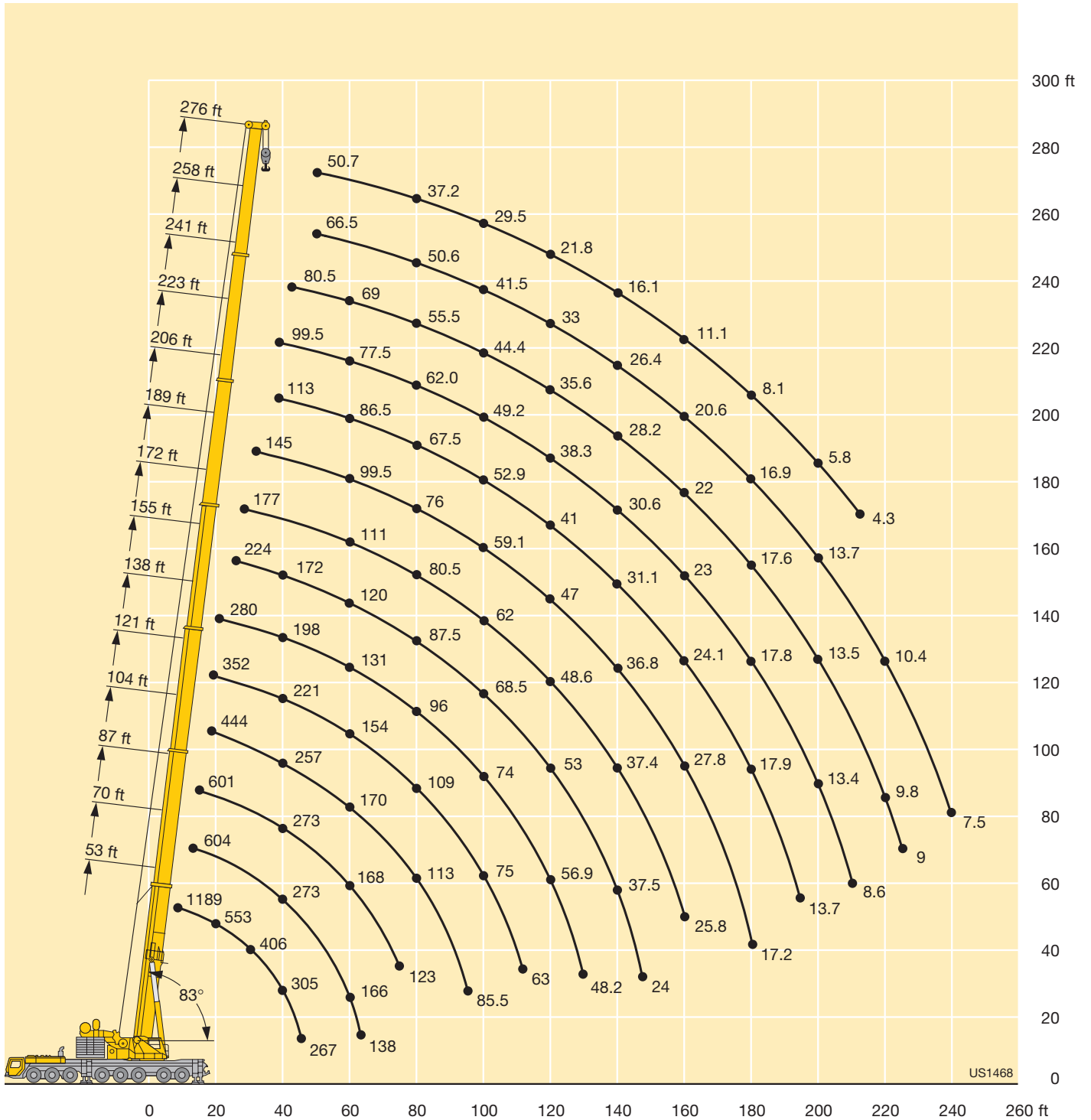
53 - 276 ft    360°  165300 lbs **85%**

ft	53 ft	70 ft	87 ft	104 ft	121 ft	138 ft	155 ft	172 ft	189 ft	206 ft	223 ft	241 ft	258 ft	276 ft	ft
9	578														9
10	578														10
11	578	578													11
12	578	578													12
13	578	578	547												13
14	561	559	537												14
15	542	537	525												15
16	520	515	511	403											16
17	499	494	493	397											17
18	479	474	473	387	320										18
20	440	435	434	367	317										20
22	405	400	399	351	301	255									22
24	374	368	368	337	286	249									24
26	346	341	340	322	273	238	204								26
28	322	316	316	307	261	228	197	161							28
30	300	293	293	291	249	219	190	160							30
32	279	273	272	273	239	210	182	155	132						32
34	261	255	254	256	229	202	176	150	129						34
36	245	239	238	240	219	195	169	146	126						36
38	229	222	222	223	210	187	163	141	122	103	90.5				38
40	214	207	207	208	200	180	157	137	118	102	90				40
45	184	177	176	178	173	163	143	127	110	95.5	84.5	73.5			45
50		153	152	154	150	146	131	118	103	89.5	79.5	70	60.5	46.1	50
55		137	132	133	130	128	120	109	96.5	84	75	66.5	59	44.9	55
60		128	114	116	112	112	109	100	90.5	78.5	70.5	63	56.4	42.6	60
65		116	100	102	98	102	95.5	93	85	74	66.5	59.4	53.7	40.4	65
70			88.5	90	86	90.5	84.5	84	79.5	69.5	63	56.2	51	38.1	70
75			79.5	80	76	80	74.5	75.5	74	65.5	59.5	53.3	48.4	35.9	75
80				70.5	67	71.5	66	67	68.5	61.5	56.3	50.5	46	33.8	80
85				62	58.5	63.5	58.6	59.7	61.5	57.3	53.4	47.9	43.7	31.9	85
90				54.7	51.1	56.2	52.1	53.4	55.1	54.1	50.6	45.4	41.7	30.2	90
95				49.7	46.6	49.6	46.3	47.7	49.5	49.8	47.7	42.9	39.7	28.5	95
100					43.9	43.7	41.4	42.6	44.5	45.1	44.8	40.4	37.8	26.8	100
105					41.5	38.4	38.1	37.9	39.9	40.6	42	38.2	35.9	25	105
110					39.3	35.4	35.9	35.5	35.9	36.6	38.4	36.2	33.7	23.1	110
115						33.3	33.8	33.6	33.3	33	34.9	34.3	31.8	21.4	115
120						31.6	31.7	32	31.4	29.6	31.6	32.2	30	19.8	120
125						29.9	29.7	30.5	29.5	26.6	28.5	29.9	28.4	18.4	125
130						28.3	27.8	28.9	27.7	24.9	25.7	27.1	26.9	17.1	130
135							25.9	27.4	26	23.6	23.2	24.7	25.4	15.8	135
140							24.1	25.9	24.3	22.4	20.8	22.7	23.7	14.6	140
145							22.3	24.5	22.7	21.3	18.8	21.3	21.6	13.4	145
150							20.6	23.1	21.1	20.3	17.5	19.9	19.5	12.3	150
155								21.7	19.1	19.3	16.2	18.6	17.6	11.2	155
160								20.4	17.2	18.3	14.9	17.3	15.7	10.1	160
165									15.4	17.4	13.7	16.1	13.7	9.1	165
170									14	16.5	13	15.3	11.6	8.5	170
175									12.8	15.6	12.2	13.7	10.3	8	175
180									11.7	14.8	11.5	12	9.1	7.4	180
185										13.9	10.9	10.6	8	6.8	185
190										13.1	10.2	9.5	6.8	6.3	190
195										12.3	9.6	8.2	5.7	5.5	195
200											8.9	7.1			200
205											8	5.9			205
210											7				210
215											6.1				215

TAB 231010

Lifting heights Hauteurs de levage

T



Lifting capacities on guyed telescopic boom Forces de levage à la flèche télescopique haubanée

TY3

104 - 276 ft      **85%**

ft	104 ft	121 ft	138 ft	155 ft	172 ft	189 ft	206 ft	223 ft	241 ft	258 ft	276 ft	ft
16	453											16
17	451											17
18	447	372										18
20	439	371										20
22	431	363	285									22
24	421	356	282									24
26	409	349	276	270								26
28	389	341	270	265	248							28
30	368	333	265	260	247							30
32	348	322	260	254	242	212						32
34	331	310	255	249	237	210						34
36	316	298	250	245	233	207						36
38	300	286	246	240	228	204	179					38
40	286	274	241	235	224	200	178					40
45	256	245	231	225	213	191	172	154	136			45
50	229	229	214	215	203	182	166	150	133	114	97	50
55	209	213	196	201	190	174	160	144	129	112	96	55
60	194	194	182	185	176	167	153	139	125	109	93	60
65	180	180	176	171	167	160	147	134	121	105	90	65
70	165	166	163	162	156	152	141	129	117	102	86.5	70
75	151	152	152	152	146	144	134	124	113	99	84	75
80	139	141	143	140	138	135	128	118	109	96	81	80
85	128	133	132	129	131	126	122	112	105	93	78	85
90	118	123	122	123	122	117	116	107	101	90.5	75.5	90
95	102	115	114	116	113	110	110	103	96.5	87.5	73	95
100		107	106	109	105	105	103	98.5	92	85	70.5	100
105		99.5	98.5	102	98	100	96	95	87.5	82.5	68.5	105
110		91.5	92	95.5	91.5	94	90	90.5	82.5	79.5	66.5	110
115			86	89.5	86	88.5	84	85.5	77.5	77	64	115
120			80.5	84	80.5	83	78.5	80.5	72.5	73.5	62	120
125			75	79	75	78	73	75.5	68.5	69.5	59.8	125
130			63	74.5	70.5	73	68.5	71	64	65.5	58.1	130
135				70	66.5	69	64.5	66.5	60.5	61.5	56.4	135
140				65	62.5	65	60.5	62.5	56.6	58.1	54.7	140
145				57.7	58.6	61	56.6	59	52.9	54.8	52.9	145
150				40.1	55.2	57.7	53.2	55.5	49.4	51.7	50.9	150
155					52	54.5	50	52.3	46.2	48.6	48.2	155
160					46	51.5	46.9	49.3	43.2	45.6	45.6	160
165						48.7	44.1	46.4	40.3	42.7	43	165
170						46	41.4	43.7	37.7	40.1	40.5	170
175						41.4	38.9	41.2	35.2	37.5	38	175
180						33.6	36.5	38.9	32.8	35.2	35.7	180
185							34	36.6	30.6	32.9	33.4	185
190							30.8	34.5	28.4	30.8	31.3	190
195							24.8	32.5	26.2	28.8	29.3	195
200								30.6	24.1	26.6	27.3	200
205								27.9	22.1	24.5	25.5	205
210									20	22.4	23.8	210
215									18	20.6	22.1	215
220									15.8	18.8	20.5	220
225										17	19	225
230										15.2	17.6	230
235										13.4	16.2	235
240										11.3	14.9	240
245											13.5	245
250											11.8	250
255											9.6	255

TAB 233020


Lifting capacities on guyed telescopic boom Forces de levage à la flèche télescopique haubanée

TY3



ft	104 ft	121 ft	138 ft	155 ft	172 ft	189 ft	206 ft	223 ft	241 ft	258 ft	276 ft	ft
14	359											14
15	336											15
16	419											16
17	451											17
18	447	372										18
20	439	371										20
22	431	363	285									22
24	421	356	282									24
26	409	349	276	270								26
28	389	341	270	265	248							28
30	368	333	265	260	247							30
32	348	322	260	254	242	212						32
34	329	310	255	249	237	210						34
36	310	298	250	245	233	207						36
38	292	286	246	240	228	204	179					38
40	276	273	241	235	224	200	178					40
45	243	244	231	225	213	191	172	154	136			45
50	222	222	211	212	203	182	166	150	133	114	97	50
55	204	204	193	196	189	174	160	144	129	112	96	55
60	185	186	181	178	173	166	153	139	125	109	93	60
65	168	168	168	167	159	158	147	134	121	105	90	65
70	153	156	155	154	151	145	141	129	117	102	86.5	70
75	139	144	143	143	142	135	132	122	113	99	84	75
80	127	132	131	134	130	128	123	115	109	96	81	80
85	116	121	120	124	120	121	114	111	104	93	78	85
90	107	112	111	114	111	113	106	105	97	90.5	75.5	90
95	96.5	104	103	106	102	105	99	99	90	87.5	73	95
100		96	95	98.5	94.5	97.5	92	92.5	84	84	70.5	100
105		89.5	88.5	91.5	88	90.5	86	86.5	78	79	68.5	105
110		83	82.5	85.5	82	84.5	80	81	73	74	66.5	110
115			76.5	80	76.5	79	74.5	76.5	68	69	64	115
120			71.5	75	71	73.5	69	71.5	63.5	64.5	62	120
125			66.5	70	66.5	69	64	66.5	59.4	60.5	59.6	125
130			61	65.5	62	64.5	59.9	62.5	55.5	56.9	56	130
135				61.5	57.9	60.5	55.9	58.3	51.9	53.4	52.6	135
140				57.8	54.1	56.7	52.1	54.5	48.3	50	49.4	140
145				52.9	50.6	53.2	48.6	51	44.8	46.9	46.4	145
150				39.3	47.4	50	45.3	47.7	41.6	44	43.5	150
155					44.4	47	42.3	44.7	38.6	41	40.9	155
160					41.4	44.2	39.5	41.9	35.7	38.2	38.4	160
165						41.5	36.8	39.2	33	35.5	35.9	165
170						39.1	34.3	36.7	30.6	33	33.5	170
175						36.8	32	34.4	28.2	30.7	31.1	175
180						31.6	29.8	32.2	26	28.4	28.9	180
185							27.7	30.1	23.9	26.4	26.8	185
190							25.8	28.1	22	24.4	24.8	190
195							23.4	26.2	20.1	22.5	23	195
200								24.5	18.4	20.7	21.2	200
205								22.8	16.7	19	19.5	205
210									15.1	17.4	17.9	210
215									13.6	15.9	16.4	215
220									12.3	14.5	14.9	220
225										13.1	13.5	225
230										11.8	12.2	230
235										10.9	11.2	235
240										9.9	10.2	240
245											9.2	245
250											8.1	250
255											7	255

TAB 233021



Lifting capacities on the lattice fly jib

Forces de levage à la fléchette treillis fixe

TF



ft	53 ft + 7 ft*																				ft
	20 ft**			46 ft			69 ft			92 ft			115 ft			138 ft		161 ft	184 ft		
	0°	20°	40°	0°	20°	40°	0°	20°	40°	0°	20°	40°	0°	20°	40°	0°	20°	0°	0°		
13	300																				13
14	288																				14
15	275																				15
16	263				178																16
17	252				174																17
18	242	152			168			122													18
20	222	150			156			121													20
22	205	143			145			114			89.5										22
24	190	136			135			107			87										24
26	179	130	93.5		126			101			82			68							26
28	169	124	91		117			95			78			65.5			54.2				28
30	161	118	88.5		108			89.5			74			62			53.6				30
32	153	114	86	102	71.5			84.5			70			59.3			51.2		41.3		32
34	145	110	83.5	97	70			80			67			56.7			49.1		40.3		34
36	139	106	81.5	93	67.5			75.5			63.5			54.2			47.1		38.7		36
38	132	102	79.5	88.5	64.5			71.5			60.5			51.8			45.1		37.1	29.8	38
40	125	99	78	84.5	62			67.5			57.5			49.5			43.2		35.5	29.5	40
45	111	91	74	76	56.7	46.3	61	44.8			51.5			44.4			39.1		32.3	26.7	45
50	98	84	70.5	68.5	52.4	44	55.6	41.8			46.6			40			35.4		29.4	24.3	50
55	88.5	78	67.5	61.5	48.6	41.3	50.6	38.4			42.5	31.7		36.4			32.1		26.7	22.2	55
60	81	73.5		55.1	45.2	39	46.1	35.4			38.9	29.1		33.5			29.2		24.3	20.2	60
65	74.5	70		49.1	42.1	37.1	41.9	32.9	28.3		35.7	26.8		31	23.9		26.9		22.1	18.3	65
70	69.5	67		44.7	39.2	35.4	38	30.8	26.9		32.8	24.8		28.6	22.3		25.1		20.3	16.6	70
75				41.2	36.8	33.9	34.4	28.8	25.4		30	23		26.4	20.6		23.4	16.6	18.8	15.2	75
80				38.3	34.8	32.6	31	27	24		27.4	21.5	18.5	24.3	19		21.8	16.3	17.5	13.9	80
85				35.6	32.9	31.6	28.2	25.3	22.9		24.9	20.1	17.5	22.3	17.5		20.2	15.1	16.3	12.8	85
90				33.3	31.6		26.2	23.6	21.9		22.6	18.9	16.5	20.5	16.3		18.7	13.9	15.1	11.9	90
95				31.3	30.5		24.5	22.3	20.9		20.5	17.7	15.5	18.8	15.2		17.3	12.9	14.1	11	95
100							22.9	21.1	20		18.6	16.6	14.7	17.1	14.3	11.6	16	11.9	13.1	10.1	100
105							21.3	20	19.3		17.2	15.5	14	15.5	13.5	11	14.7	11.1	12.1	9.3	105
110							20	19.1	18.8		16.2	14.5	13.4	13.9	12.7	10.4	13.4	10.4	11.2	8.5	110
115							18.9	18.4			15.1	13.6	12.8	12.7	11.9	9.9	12.2	9.8	10.4	7.8	115
120							17.9				14.2	12.9	12.2	11.8	11.2	9.5	11.1	9.3	9.5		120
125											13.2	12.3	11.8	11.1	10.5	9	10	8.7	8.7		125
130											12.3	11.8	11.4	10.5	9.8	8.6	9.1	8.2	7.8		130
135											11.7	11.3		9.8	9.2	8.3	8.4	7.7	7		135
140											11.2	11		9.2	8.8	7.9	7.9	7.2			140
145														8.7	8.3	7.6	7.4	6.8			145
150														8.1	7.9	7.3	6.9	6.3			150
155														7.7	7.6	7.1	6.5	6			155
160														7.3	7.3		6.1	5.6			160
165														6.9			5.7				165
170														6.6			5.3				170
175																	5				175
180																	4.7				180
185																	4.4				185
190																	4.1				190

* adapter - pièce d'adaptateur
 ** optional - en option

Lifting capacities on the lattice fly jib

Forces de levage à la fléchette treillis fixe

TF



ft	155 ft + 7 ft*																		ft	
	20 ft**			46 ft			69 ft			92 ft			115 ft			138 ft		161 ft		184 ft
	0°	20°	40°	0°	20°	40°	0°	20°	40°	0°	20°	40°	0°	20°	40°	0°	20°	0°		0°
28	166																			28
30	165																			30
32	159																			32
34	153																			34
36	148																			36
38	143	127		106			78													38
40	139	126		105			77													40
45	129	120	86	99			72			55.9			43.8							45
50	120	114	84	93	61.5		68			53.3			41.7							50
55	111	107	82	88	60		64			50.2			39.2			31.3				55
60	103	101	79.5	83	57.3		60.5	41.4		47.4			37			29.5		24.4	19.1	60
65	95.5	94.5	78	78.5	54.8	42.5	57.2	39.5		44.9			35			27.9		23	17.9	65
70	89	88.5	76	74.5	52.6	41.5	54.2	37.8		42.5	29.4		33.2			26.4		21.7	16.8	70
75	83	83	74.5	71	50.4	40.3	51.5	36.2	27.3	40.3	28.7		31.5			25		20.5	15.8	75
80	77.5	77.5	73	68	48.5	39.3	49	34.7	27.1	38.2	27.4		29.9			23.8		19.4	14.9	80
85	72.5	72.5	71.5	65	46.7	38.3	46.9	33.2	26.3	36.3	26.2		28.3	20.2		22.6		18.4	14	85
90	68	68	67.5	61.5	45.2	37.3	45	31.9	25.5	34.8	25		27	19.3		21.4		17.5	13.2	90
95	63.5	63	63	58.2	43.8	36.5	43.2	30.7	24.9	33.3	24	16.9	25.7	18.4		20.4	14	16.6	12.4	95
100	59.1	58.7	58.8	54.8	42.4	35.7	41.5	29.6	24.2	32	22.9	16.7	24.6	17.5		19.4	13.8	15.7	11.7	100
105	54.8	54.4	54.7	51.5	41.2	35.1	39.9	28.6	23.5	30.7	22	16.2	23.6	16.7		18.5	13.2	14.8	11	105
110	50.6	50.3	50.8	48.5	40	34.4	38.4	27.7	22.9	29.5	21.1	15.7	22.7	16		17.7	12.6	14.1	10.3	110
115	46.5	46.4	47.1	45.6	38.8	33.8	36.8	26.8	22.4	28.4	20.3	15.3	21.7	15.3	10.8	16.9	12	13.4	9.7	115
120	42.6	42.9	43.8	42.7	37.7	33.3	35.3	26	21.9	27.3	19.6	14.8	20.9	14.6	10.7	16.2	11.5	12.7	9.1	120
125	39.1	39.9	40.9	39.8	36.6	32.7	33.7	25.2	21.5	26.3	18.9	14.4	20.1	14	10.4	15.5	11	12.1	8.6	125
130	36.5	37.2	38.2	36.9	35.6	32.2	32.3	24.4	21	25.2	18.3	14	19.3	13.4	10.1	14.9	10.5	11.5	8.1	130
135	34.1	34.7	35.6	34	34.2	31.7	30.8	23.7	20.6	24.1	17.7	13.6	18.6	13	9.8	14.3	10.1	11	7.6	135
140	31.9	32.2		31.4	32.5	31.3	29.4	23	20.3	23	17.1	13.3	17.8	12.6	9.5	13.7	9.7	10.5	7.1	140
145	29.7	29.9		29.1	30.5	30.8	28.1	22.3	19.9	22	16.5	13	17.1	12.1	9.3	13.1	9.3	10	6.7	145
150	27.6	27.9		27.2	28.5	29.3	26.6	21.7	19.6	21	16	12.8	16.5	11.8	9	12.6	9	9.5	6.3	150
155	25.5	26.1		25.4	26.6		25	21.1	19.3	19.9	15.5	12.5	15.7	11.4	8.8	12.1	8.7	9	5.9	155
160	23.7			23.8	24.8		23.3	20.5	18.9	19	15	12.3	15	11	8.6	11.6	8.3	8.6	5.5	160
165	22.1			22.1	23		21.7	20	18.7	18	14.5	12.1	14.3	10.7	8.4	11.1	8	8.2		165
170	20.8			20.5	21.4		20.4	19.5	18.5	17.1	14	11.9	13.6	10.3	8.2	10.6	7.8	7.7		170
175				19	19.9		19.1	19.1	18.4	16.3	13.6	11.7	12.9	10	8.1	10.1	7.5	7.3		175
180				17.6	18.5		17.8	18.5		15.6	13.1	11.5	12.2	9.7	7.9	9.7	7.3	6.9		180
185				16.2			16.6	17.5		15.1	12.8	11.3	11.5	9.4	7.7	9.3	7	6.5		185
190				15.2			15.4	16.3		14.6	12.5	11.2	10.9	9.1	7.6	8.8	6.7	6.2		190
195				14.2			14.3	15.2		14	12.2	11.1	10.4	8.8	7.4	8.4	6.5	5.8		195
200							13.1	14.1		13.2	11.9		10.1	8.5	7.3	7.9	6.3	5.5		200
205							12.1	13		12.3	11.7		9.7	8.2	7.2	7.5	6	5.1		205
210							11.2			11.4	11.4		9.4	8	7	7	5.8	4.8		210
215							10.6			10.5	11.2		9.1	7.8	7	6.8	5.6	4.4		215
220										9.7	10.6		8.8	7.7	7	6.5	5.4	4.1		220
225										8.9	9.8		8.5	7.5	7	6.3	5.2			225
230										8.2			8	7.3	6.9	6.1	5			230
235										7.7			7.3	7.2	6.9	5.8	4.9			235
240													6.6	7.1	6.9	5.6	4.7			240
245													6	6.9	6.9	5.4	4.6			245
250													5.3	6.6		5	4.5			250
255													4.8	5.8		4.5	4.4			255
260																3.9	4.3			260
265																	4.2			265
270																	4.1			270
275																	3.5			275

* adapter · pièce d'adaptateur
 ** optional · en option

TAB 231463 / 231464 / 231465

Lifting capacities on the lattice fly jib

Forces de levage à la fléchette treillis fixe

TF



ft	189 ft + 7 ft*																		ft			
	20 ft**			46 ft			69 ft			92 ft			115 ft			138 ft		161 ft		184 ft		
	0°	20°	40°	0°	20°	40°	0°	20°	40°	0°	20°	40°	0°	20°	40°	0°	20°	0°		0°		
38	103																				38	
40	103																					40
45	95	92.5		79					64.5													45
50	88.5	87.5	82.5	75					62													50
55	83	82	80.5	70.5	58.5				58.8			45.7										55
60	77.5	76.5	76.5	66	58.1				56.1			43.5			33.7			28.1				60
65	72.5	72	72	62.5	56.1				53.6			41.5			32.1			26.8		20.4		65
70	68	67.5	67.5	58.7	54.2	40.9	51	36.5				39.8			30.7			25.6		19.4	14.3	70
75	64	63.5	63.5	55.4	52.3	40.3	48.3	35.8				38.1			29.3			24.4		18.5	13.9	75
80	60	59.6	60	52.2	50.5	39.4	45.8	34.6				36.6			28.1			23.3		17.6	13.1	80
85	56.6	56.1	56.5	49.1	48.9	38.5	43.4	33.3				35.1	25.7		26.9			22.4		16.7	12.4	85
90	53.4	52.9	53.3	46.4	46.7	37.7	41.1	32.2	25.2	33.7	24.8			25.9	18.4			21.4		16	11.7	90
95	50.4	50	50.4	43.8	44.4	36.9	38.8	31.1	24.9	32.4	23.9			24.8	18			20.6		15.2	11.1	95
100	47.6	47.2	47.6	41.5	42	36.2	36.7	30.1	24.3	31.1	23	16.1		23.8	17.4			19.7	12.7	14.6	10.5	100
105	45	44.6	44.9	39.2	39.8	35.5	34.7	29.1	23.7	30	22.2	16.1	22.8	16.7				18.9	12.7	13.9	10	105
110	42.5	42.2	42.4	37.2	37.7	34.8	32.8	28.2	23.2	28.8	21.4	15.7	22	16				18.1	12.3	13.3	9.4	110
115	40	39.8	39.9	35.2	35.8	34.2	31.1	27.3	22.7	27.5	20.7	15.3	21.1	15.4				17.4	11.8	12.7	8.9	115
120	37.4	37.5	37.5	33.3	33.9	33.5	29.5	26.6	22.2	26.1	19.9	14.9	20.4	14.8	10.3			16.7	11.4	12.1	8.5	120
125	34.9	35.1	35.2	31.5	32.1	32.4	28	25.9	21.8	24.8	19.3	14.6	19.6	14.3	10.3	16.1	11	11.5	8			125
130	32.5	32.7	33	29.8	30.5	30.6	26.5	25.2	21.3	23.5	18.7	14.2	18.9	13.7	10.1	15.5	10.6	11	7.5			130
135	30.1	30.2	30.7	28.2	28.8	28.9	25.1	24.6	21	22.3	18.1	13.9	18.3	13.2	9.8	14.9	10.2	10.5	7.1			135
140	27.7	27.8	28.5	26.5	27.2	27.2	23.7	23.9	20.6	21.1	17.6	13.6	17.7	12.7	9.6	14.3	9.8	10	6.7			140
145	25.3	25.6	26.4	24.8	25.5	25.7	22.4	23.2	20.3	19.9	17.1	13.3	17.1	12.3	9.4	13.8	9.5	9.6	6.2			145
150	23.2	23.7	24.4	23.1	23.9	24.1	21.1	22.1	20	18.9	16.6	12.9	16.3	11.9	9.2	13.3	9.1	9.1	5.9			150
155	21.5	21.9	22.6	21.4	22.4	22.7	19.9	20.8	19.8	17.8	16.2	12.7	15.4	11.6	8.9	12.8	8.8	8.7	5.5			155
160	19.9	20.2	20.8	19.7	20.9	21.3	18.7	19.6	19.4	16.8	15.7	12.5	14.6	11.3	8.7	12.4	8.5	8.3				160
165	18.4	18.6		17.9	19.4	19.9	17.4	18.4	18.9	15.8	15.3	12.3	13.7	11	8.5	12	8.2	7.9				165
170	17	17		16.4	17.9	18.6	16.1	17.3	18	14.8	14.9	12.2	12.9	10.7	8.3	11.5	8	7.5				170
175	15.6	15.6		15.2	16.6	17.3	14.8	16.1	17	13.9	14.5	12	12.1	10.4	8.2	10.9	7.8	7.2				175
180	14.3	14.4		14.2	15.3		13.6	15	15.9	13	14.1	11.8	11.3	10.1	8	10.3	7.5	6.8				180
185	13	13.3		13.1	14		12.4	13.9	14.9	12	13.5	11.7	10.5	9.9	7.9	9.6	7.3	6.4				185
190	11.7	12.2		12.1	12.8		11.3	13.1	13.9	11	12.8	11.5	9.8	9.6	7.8	8.9	7.1	6.1				190
195	10.7	11.2		11.1	11.7		10.4	12.1	13.1	10	12	11.4	9.1	9.4	7.7	8.3	6.9	5.8				195
200	9.9			10.1	10.7		9.4	11.2		9	11.2	11.2	8.3	9.1	7.5	7.7	6.6	5.4				200
205				9.1	9.8		8.6	10.2		8.1	10.4	10.9	7.6	8.9	7.4	7.1	6.4	5				205
210				8.1	8.9		7.7	9.3		7.3	9.7	10.3	6.8	8.6	7.3	6.5	6.3					210
215				7.1	8		6.9	8.3		6.5	8.8	9.6	6	8.1	7.2	5.9	6.1					215
220				6.4			6.1	7.4		5.8	8	8.9	5.3	7.6	7.1	5.3	5.9					220
225							5.3	6.5		5	7.1		4.7	7	7	4.7	5.7					225
230							4.5	5.6			6.3		4.2	6.3	6.9		5.5					230
235							3.8	4.8			5.4		3.8	5.7	6.6		5.2					235
240											4.7			5	6		4.7					240
245														4.2	5.3		4.2					245
250															4.5							250
255															3.6							255

* adapter - pièce d'adaptateur
 ** optional - en option

TAB 231463 / 231464 / 231465

Lifting capacities on the lattice fly jib

Forces de levage à la fléchette treillis fixe

TF



ft	223 ft + 7 ft*																				ft
	20 ft**			46 ft			69 ft			92 ft			115 ft			138 ft		161 ft	184 ft		
	0°	20°	40°	0°	20°	40°	0°	20°	40°	0°	20°	40°	0°	20°	40°	0°	20°	0°	0°		
45	70.5																			45	
50	66.5	64.5																		50	
55	62.5	62.5	59.8	52.4																55	
60	58.5	58.8	59.1	49.5						42.1			35.6							60	
65	55	55.2	55.8	46.7	46.3					39.8			33.6			28.5				65	
70	51.9	52.1	52.6	44.1	44.2					37.8			31.9			27.2				70	
75	48.9	49.1	49.5	41.7	42	38.5	35.9	32.7		30.3			25.9			20.7			10.6	75	
80	46.1	46.3	46.7	39.5	40	38.2	34.1	32.5		28.8			24.6			19.9		14.6	10.5	80	
85	43.4	43.6	44.1	37.4	38	37.4	32.4	31.6		27.4			23.4			19.1		13.9	9.9	85	
90	40.8	41.1	41.6	35.4	36.2	36.2	30.7	30.6		26.2	22.9		22.4			18.4		13.3	9.4	90	
95	38.4	38.8	39.2	33.4	34.4	34.7	29.2	29.5	23.7	24.9	22.5		21.4			17.7		12.8	8.9	95	
100	36.2	36.5	37	31.5	32.6	33.2	27.6	28.2	23.6	23.7	21.8		20.4	15.6		17		12.2	8.4	100	
105	34.1	34.4	34.8	29.6	30.8	31.7	26.1	27	23.1	22.4	21.2		19.5	15.6		16.3		11.7	8	105	
110	32.2	32.4	32.8	27.9	29.1	30.1	24.6	25.8	22.7	21.2	20.6		18.6	15.1		15.6		11.3	7.6	110	
115	30.3	30.6	30.9	26.3	27.5	28.6	23.1	24.6	22.3	20	19.9	14.6	17.7	14.7		14.9	10.5	10.9	7.2	115	
120	28.6	28.8	29.1	24.8	25.9	27	21.7	23.4	21.9	18.8	19.3	14.5	16.8	14.2		14.2	10.4	10.4	6.9	120	
125	26.9	27.1	27.4	23.4	24.4	25.5	20.4	22.2	21.5	17.6	18.8	14.2	15.9	13.8		13.5	10.1	10	6.5	125	
130	25.4	25.5	25.8	22	23	24.1	19.2	20.9	21.1	16.5	18.2	13.9	14.9	13.3		12.8	9.8	9.6	6.2	130	
135	23.8	24	24.2	20.7	21.7	22.7	18	19.7	20.7	15.4	17.6	13.6	13.9	12.9	9.4	12.1	9.5	9.1		135	
140	22.4	22.5	22.7	19.5	20.4	21.3	16.9	18.5	20.1	14.4	16.9	13.4	12.9	12.5	9.4	11.3	9.2	8.6		140	
145	20.9	21.1	21.3	18.3	19.2	20.1	15.8	17.4	19.2	13.4	16.1	13.1	12.1	12.1	9.2	10.4	8.9	8		145	
150	19.6	19.7	19.9	17.2	18	18.9	14.7	16.3	18.2	12.5	15.1	12.9	11.2	11.7	9	9.7	8.6	7.3		150	
155	18.3	18.3	18.5	16.1	16.9	17.7	13.7	15.3	17.1	11.6	14.2	12.7	10.4	11.4	8.8	8.9	8.4	6.6		155	
160	17	17	17.2	15	15.8	16.5	12.7	14.3	16	10.8	13.3	12.4	9.7	11	8.6	8.2	8.1	6		160	
165	15.7	15.7	15.9	13.9	14.7	15.4	11.8	13.3	15	9.9	12.4	12.2	8.9	10.7	8.5	7.5	7.9			165	
170	14.4	14.6	14.9	12.9	13.7	14.4	10.8	12.4	14	9.1	11.5	12	8.2	10.3	8.3	6.9	7.6			170	
175	13.1	13.5	13.9	11.9	12.7	13.3	10	11.5	13.1	8.3	10.7	11.9	7.5	9.6	8.1	6.2	7.4			175	
180	11.9	12.5	12.8	10.9	11.7	12.3	9.2	10.7	12.2	7.5	9.9	11.4	6.8	8.8	8	5.6	7.2			180	
185	10.9	11.3		10	10.8	11.4	8.4	9.8	11.3	6.8	9.2	10.6	6.1	8.1	7.9		6.9			185	
190	9.8	10.2		9.1	9.8	10.4	7.6	9	10.4	6.1	8.4	9.8	5.5	7.5	7.7		6.6			190	
195	8.8	9.1		8.1	9	9.6	6.8	8.2	9.6	5.4	7.7	9	4.9	6.8	7.6		6.1			195	
200	7.9	8.1		7.3	8.2		6.1	7.5	8.8	4.8	7	8.3		6.2	7.4		5.6			200	
205	6.9	7.2		6.4	7.4		5.4	6.7	8		6.3	7.5		5.5	7.1		5			205	
210	6	6.3		5.6	6.5			6	7.2		5.7	6.8		4.9	6.5					210	
215	5.1	5.4		4.8	5.7			5.3	6.5		5	6.1		4.4	5.8					215	
220	4.3	4.5			4.8			4.6	5.7		4.4	5.4			5.2					220	
225											4.8				4.6					225	

* adapter - pièce d'adaptateur
 ** optional - en option

Lifting capacities on the lattice fly jib

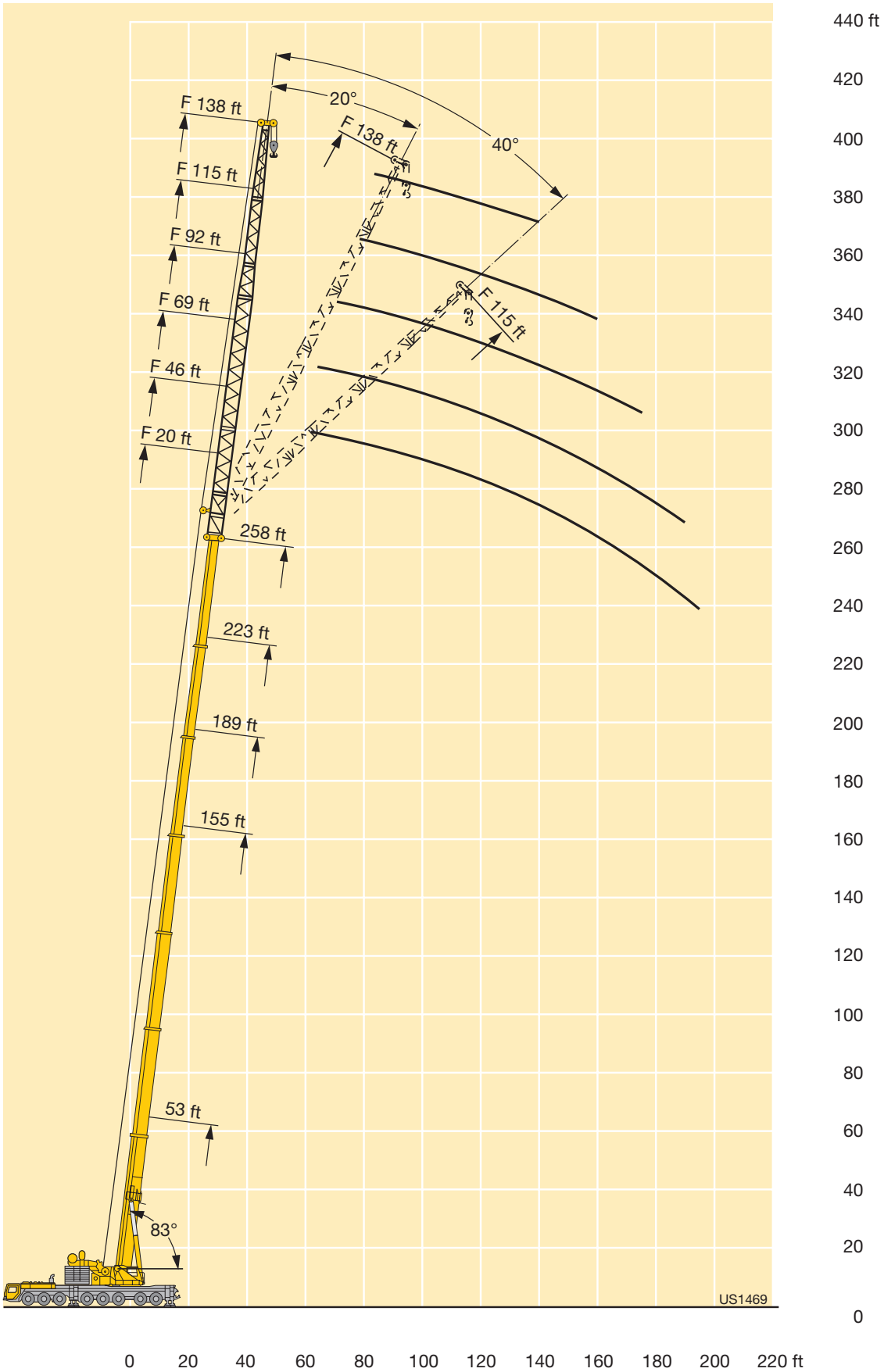
Forces de levage à la fléchette treillis fixe

TF



ft	258 ft + 7 ft*																ft		
	20 ft**			46 ft			69 ft			92 ft			115 ft			138 ft			
	0°	20°	40°	0°	20°	40°	0°	20°	40°	0°	20°	40°	0°	20°	40°	0°		20°	
50	47.2																		50
55	45.9	44																	55
60	43.3	43.5		35.5															60
65	41	41.2	41.5	33.5			27.8												65
70	39	39.1	39.5	31.7			26.5												70
75	37	37.1	37.4	30.1	29.8		25.1			20.9									75
80	35.2	35.2	35.5	28.6	29.4		23.8			19.8			16.4						80
85	33.5	33.5	33.7	27.2	27.9		22.7			18.7			15.5				12.7		85
90	31.7	31.9	32.1	25.9	26.5	27	21.6	22.5		17.8			14.6				12		90
95	30	30.4	30.5	24.7	25.2	26.1	20.6	21.8		16.9			13.8				11.2		95
100	28.4	28.8	29.1	23.5	24	24.8	19.6	20.7		16	16.8		13.1				10.5		100
105	26.6	27.2	27.6	22.4	22.8	23.6	18.7	19.6		15.2	16.8		12.3				9.9		105
110	25	25.6	26.1	21.1	21.7	22.5	17.8	18.7	19.6	14.5	16		11.7				9.3		110
115	23.5	24.1	24.7	19.8	20.6	21.4	16.9	17.8	19	13.7	15.1		11	12.3			8.7		115
120	22.1	22.6	23.2	18.6	19.6	20.4	16.1	16.9	18.1	13	14.3		10.4	12.1			8.2		120
125	20.8	21.3	21.8	17.3	18.6	19.4	15.1	16	17.1	12.3	13.5		9.8	11.4			7.6		125
130	19.5	20	20.4	16.2	17.5	18.5	14.1	15.3	16.3	11.6	12.8	13.2	9.2	10.8			7.1	8.6	130
135	18.3	18.7	19.2	15.1	16.4	17.6	13.2	14.5	15.4	10.9	12.1	13	8.6	10.2			6.6	8.3	135
140	17.2	17.5	17.9	14.1	15.3	16.7	12.3	13.7	14.7	10.1	11.4	12.6	8.1	9.5			6.1	7.9	140
145	16.1	16.4	16.8	13.1	14.3	15.8	11.4	13	13.9	9.3	10.8	12	7.4	8.9				7.4	145
150	15	15.3	15.7	12.1	13.3	14.8	10.5	12.2	13.1	8.5	10.2	11.3	6.9	8.4	8.6			6.9	150
155	14	14.3	14.6	11.2	12.3	13.8	9.7	11.4	12.4	7.8	9.5	10.7	6.3	7.8	8.4			6.4	155
160	13	13.3	13.5	10.3	11.4	12.8	9	10.6	11.7	7.1	8.9	10	5.6	7.3	8.3			5.9	160
165	12	12.3	12.6	9.5	10.6	11.9	8.2	9.8	11	6.4	8.3	9.4		6.7	8			5.4	165
170	11.1	11.3	11.6	8.6	9.7	11	7.5	9	10.3	5.7	7.7	8.8		6.3	7.6			4.9	170
175	10.2	10.4	10.6	7.8	8.9	10.1	6.8	8.3	9.6	5.1	7.1	8.2		5.8	7				175
180	9.3	9.5	9.7	7	8.1	9.3	6.1	7.6	8.8		6.4	7.7		5.2	6.5				180
185	8.4	8.6	8.8	6.3	7.4	8.5	5.4	6.9	8		5.8	7.1			6				185
190	7.6	7.8	8	5.6	6.6	7.7	4.7	6.2	7.3		5.1	6.6			5.5				190
195	6.7	7	7.2	4.9	5.9	7		5.5	6.5		4.5	6			5.1				195
200	6	6.3	6.5		5.2	6.3		4.8	5.8			5.4			4.6				200
205	5.3	5.6				5.5			5.2			4.7							205
210		4.9				4.8													210
215		4.2				4.3													215

* adapter - pièce d'adaptateur
 ** optional - en option



US1469

Lifting capacities on the lattice fly jib with guyed telescopic boom

Forces de levage à la fléchette treillis fixe avec flèche télescopique haubanée

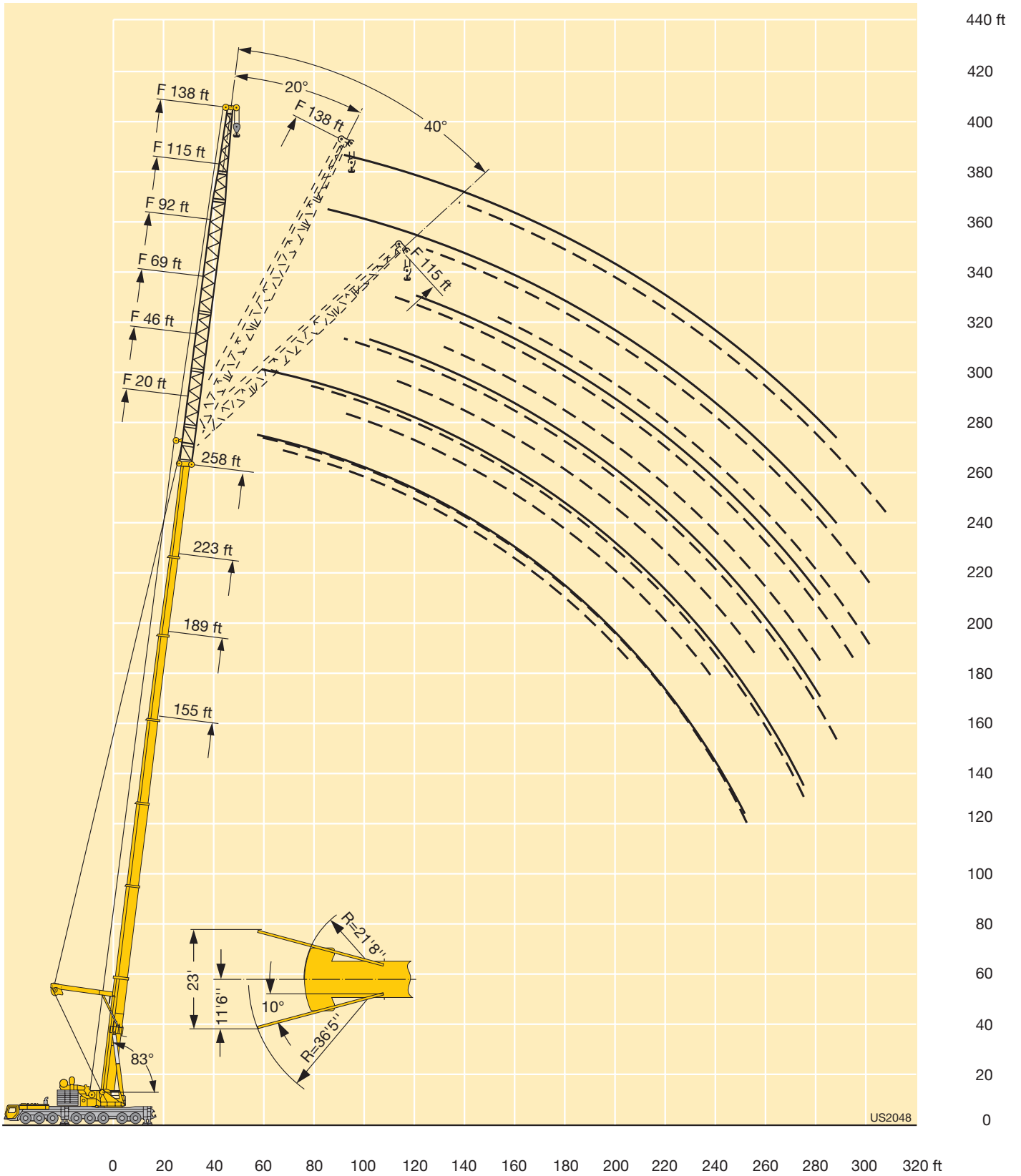
TY3F



ft	258 ft + 7 ft*																ft		
	20 ft**			46 ft			69 ft			92 ft			115 ft			138 ft			
	0°	20°	40°	0°	20°	40°	0°	20°	40°	0°	20°	40°	0°	20°	40°	0°		20°	
50	82																		50
55	80.5	74.5		64															55
60	77.5	74		63.5															60
65	75	72	71.5	61			49.5												65
70	73	70	69.5	59			48			38.5									70
75	71	68.5	68	57.2	50.7		46.4			37.6									75
80	69.5	67	66	55.6	50.4		44.9			36.2									80
85	67.5	65.5	64.5	54.1	48.9		43.5			35			28.1						85
90	65	64	63	52.7	47.7	41.5	42.3	34.9		33.9			27.2				21.9		90
95	63	62.5	61.5	51.4	46.5	41	41.2	34.4		32.8			26.3				21.4		95
100	61	61	60	50.2	45.4	40.2	40.1	33.6		31.9			25.5				20.6		100
105	59.4	59.2	58.5	49	44.3	39.4	39	32.8		31			24.7				20		105
110	57.6	57.3	57.1	47.9	43.3	38.7	38.1	32.1	26.1	30.1	23.9		24				19.3		110
115	55.8	55.3	55.5	46.8	42.3	38.1	37.2	31.5	26	29.3	23.5		23.4				18.8		115
120	53.8	53.4	53.8	45.7	41.4	37.4	36.3	30.8	25.7	28.6	23		22.8	15.9			18.2		120
125	51.9	51.6	52.1	44.6	40.5	36.7	35.4	30.2	25.3	27.8	22.5		22.2	15.8			17.7		125
130	49.7	49.9	50.4	43.3	39.6	36.2	34.6	29.6	24.9	27.1	22	14.5	21.6	15.6			17.3		130
135	47.3	48.2	48.7	42	38.7	35.6	33.8	28.9	24.5	26.4	21.5	14.5	21.1	15.3			16.8	9.7	135
140	45	46.3	46.9	40.6	37.9	34.9	33	28.3	24.1	25.8	21	14.5	20.5	15.1			16.4	9.7	140
145	42.7	44.3	44.9	39.2	37	34.2	32.2	27.7	23.7	25.1	20.5	14.5	20	14.9			15.9	9.5	145
150	40.5	42.1	42.7	38	36.2	33.5	31.4	27.1	23.3	24.5	20	14.5	19.5	14.7	8.4		15.5	9.4	150
155	38.5	40	40.6	36.8	35.4	32.9	30.7	26.6	23	23.9	19.6	14.5	19	14.5	8.4		15.1	9.2	155
160	36.5	38	38.6	35.6	34.6	32.3	29.9	26	22.6	23.3	19.1	14.5	18.5	14.3	8.4		14.7	9.1	160
165	34.5	36	36.7	34.3	33.9	31.7	29.3	25.5	22.3	22.7	18.7	14.5	18	14.1	8.4		14.3	9	165
170	32.7	34.1	34.8	32.8	33.2	31.2	28.6	24.9	22	22.1	18.3	14.5	17.5	13.8	8.4		13.9	8.9	170
175	30.7	32	32.8	31.2	32.4	30.7	28	24.4	21.7	21.6	17.9	14.5	17	13.5	8.4		13.6	8.7	175
180	28.6	29.8	30.6	29.6	31.4	30.1	27.4	23.8	21.4	21.1	17.6	14.5	16.6	13.2	8.4		13.2	8.6	180
185	26.4	27.6	28.3	28	30.2	29.6	26.7	23.3	21	20.6	17.2	14.4	16.2	12.9	8.4		12.8	8.5	185
190	24.3	25.4	26	26.4	28.9	29.1	26	22.8	20.7	20.1	16.8	14.3	15.8	12.6	8.4		12.4	8.4	190
195	22.3	23.4	23.9	24.6	27.1	28.2	24.8	22.3	20.3	19.6	16.4	14.1	15.4	12.3	8.4		12.1	8.3	195
200	20.4	21.4	21.9	22.9	25.2	26.7	23.5	21.8	20	19.2	16.1	13.8	15	12.1	8.4		11.8	8.2	200
205	18.6	19.5	20	21.1	23.4	24.8	22	21.4	19.7	18.7	15.7	13.6	14.6	11.8	8.4		11.4	8.1	205
210	16.9	17.7		19.4	21.6	22.9	20.4	20.9	19.4	18.3	15.3	13.3	14.2	11.6	8.4		11.1	8.1	210
215	15.3	16.1		17.7	19.8	21.1	18.9	20.6	19.1	17.9	15	13.1	13.9	11.3	8.4		10.8	7.8	215
220	13.7	14.5		16.2	18.1	19.3	17.4	20	18.8	17.2	14.6	12.8	13.6	11.1	8.4		10.5	7.6	220
225	12.3	13		14.7	16.5	17.6	16	18.9	18.5	16.3	14.3	12.6	13.2	10.8	8.4		10.3	7.4	225
230	11.1	11.6		13.3	15	15.9	14.5	17.3	18.2	15	14	12.4	12.9	10.5	8.4		10	7.1	230
235	10	10.5		12	13.5	14.4	13.1	15.8	17.3	13.7	13.7	12.2	12.6	10.3	8.4		9.7	6.9	235
240	8.9	9.4		10.9	12.2		12	14.4	16	12.5	13.4	11.9	12.3	10	8.3		9.4	6.7	240
245	7.8	8.2		9.9	11.1		10.9	13	14.4	11.4	13.2	11.7	11.7	9.7	8.2		9.2	6.5	245
250	6.4	7		8.9	10		9.9	11.8	13	10.3	12.8	11.5	10.7	9.5	8		8.9	6.2	250
255	4.9	5.5		8	9		9	10.7	11.7	9.3	12	11.3	9.7	9.3	7.8		8.7	6	255
260				6.8	8		7.9	9.8		8.3	11	11.1	8.7	9.1	7.7		8.4	5.7	260
265				5.7	6.9		6.9	8.8		7.3	10	10.9	7.7	8.9	7.6		8	5.5	265
270				4.6	5.7		5.9	7.8		6.3	9	10.4	6.8	8.7	7.4		7.3	5.2	270
275				3.5	4.5		4.9	6.7		5.4	8	9.4	5.9	8.5	7.3		6.4	5	275
280							3.9	5.6		4.5	6.9	8.3	5	8	7.1		5.5	4.7	280
285								4.6			6		4.1	7.3	6.8		4.7	4.5	285
290											5			6.3	6.5		3.9	4.1	290
295											4			5.4	6.1		3.1	3.8	295
300														4.5	5.7			3.4	300
305														3.6				3.1	305

* adapter - pièce d'adaptateur
 ** optional - en option

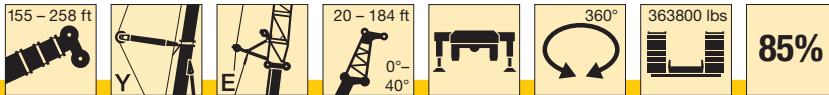
TAB 231487 / 231489 / 231491



Lifting capacities on the lattice fly jib with guyed telescopic boom and eccentric

Forces de levage à la fléchette treillis fixe avec flèche télescopique haubanée et axe excentrique

TY3EF



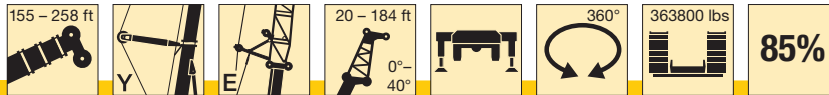
ft	223 ft + 7 ft*																		ft	
	20 ft**			46 ft			69 ft			92 ft			115 ft			138 ft		161 ft		184 ft
	0°	20°	40°	0°	20°	40°	0°	20°	40°	0°	20°	40°	0°	20°	40°	0°	20°	0°		0°
50	145																			50
55	141	132																		55
60	134	131																		60
65	127	127	95.5																	65
70	119	120	94	107																70
75	111	113	92.5	102	88															75
80	104	106	91	97.5	87.5															80
85	97.5	99	90	93.5	86	60														85
90	91.5	93	88.5	88.5	84	59.6	77.5	58.3												90
95	86.5	87.5	86.5	84	82	59.1	74.5	57.8												95
100	81.5	82.5	84	79.5	79.5	58.5	71.5	56.9	30.8	57.8	35.5									100
105	76.5	78	79.5	75	77	57.9	69	55.7	31.7	56.3	35.7									105
110	70	73.5	75	71	73.5	57.4	66	54.6	32.6	54.8	36.1									110
115	65	69	70.5	67	70	56.8	63.5	53.6	33.6	53.3	36.4									115
120	60	64	66.5	63.5	66.5	56.3	61.5	52.6	34.6	51.8	36.7	21.2	41.4	26.5						120
125	55.9	59.5	62	59.9	63	55.9	58.5	51.6	35.3	50.3	36.9	21.6	40.2	26.6						125
130	51.7	54.8	57.4	56.1	59.6	55.5	55.7	50.7	34.9	48.9	36.4	22.2	39.2	26.8						130
135	47.5	50.3	52.9	52.4	56.5	55.2	52.6	49.8	34.6	47.3	35.9	22.8	38.3	26.9						135
140	43.5	46.3	48.6	49	53.3	54.4	49.5	49	34.3	45.8	35.4	23.4	37.4	26.9	11.8	29.1	18.4	22.5	18.9	140
145	40	42.9	44.7	45.8	49.8	53	46.3	48.3	34	44.3	34.9	23.7	36.6	26.8	11.9	28.4	18.4	21.8	18.3	145
150	36.9	39.5	41.2	42.8	46.6	49.7	43.4	47.5	33.7	42.8	34.4	23.6	35.7	26.7	12.1	27.8	18.4	21.3	17.7	150
155	33.9	36.1	37.6	39.4	43.6	46.5	40.7	45.7	33.4	40.8	33.8	23.5	34.8	26.5	12.3	27.1	18.5	20.7	17.1	155
160	30.8	32.7	34.2	36.4	40.8	43.5	38.1	43.3	33.1	38.5	33.3	23.3	33.9	26.3	12.6	26.4	18.5	20.2	16.6	160
165	27.8	29.6	31	33.8	38	40.6	35.6	40.6	32.8	36.1	32.7	23.2	33	26	12.9	25.7	18.5	19.7	16.2	165
170	24.8	27	28.1	31.2	35.4	37.8	33.2	38	32.4	33.9	32.1	22.9	32	25.6	13.3	25	18.6	19.2	15.8	170
175	22.3	24.4		28.7	32.7	35.1	30.8	35.6	31.9	31.7	31.5	22.7	30.9	25.2	13.7	24.3	18.6	18.7	15.4	175
180	20	21.8		26.1	30.1	32.4	28.4	33.3	31.4	29.7	30.8	22.4	29.6	24.8	14.1	23.5	18.4	18.1	14.9	180
185	17.8	19.2		23.5	27.4	29.8	26.2	31.1	30.8	27.7	29.9	22.2	28	24.4	14.3	22.7	18.1	17.6	14.5	185
190	15.5	16.6		20.9	24.8	27.1	23.9	29	30.3	25.8	29	22	26.2	23.9	14.3	21.9	17.7	17.2	14.1	190
195	13.2	14.4		18.9	22.2	24.3	21.6	26.9	29.1	24.1	28.2	21.8	24.5	23.5	14.4	21.2	17.3	16.8	13.6	195
200	11	12.2		17	19.8		19.4	24.7	27.2	22.4	26.9	21.7	22.9	23.1	14.4	20.4	17	16.4	13.2	200
205	8.9	10.1		15	17.7		17.2	22.5	24.9	20.7	25.4	21.5	21.3	22.8	14.4	19.6	16.6	16	12.8	205
210	7	8		13	15.6		15.2	20.2	22.3	19.1	23.7	21.4	19.8	22.4	14.4	18.8	16.3	15.6	12.5	210
215	5.1	5.9		11.1	13.5		13.5	17.9	19.8	17.1	21.9	21.1	18.3	22	14.3	18	15.9	15.2	12.2	215
220				9.1	11.4		11.7	15.7	17.3	15	20.1	20.1	16.9	21.5	14.2	16.9	15.7	14.8	11.8	220
225				7.3	9.4		10	13.8		13.2	18.3	18.6	15.5	20.5	14	15.7	15.4	14.5	11.5	225
230				5.9	7.4		8.3	11.9		11.6	16.6	17.2	14.1	19	13.9	14.4	15.1	14.1	11.2	230
235				4.6	5.9		6.6	10		10.1	14.5	15.7	12.7	17.4	13.8	13.2	14.8	13.2	10.9	235
240					4.4		4.9	8.1		8.5	12.5	14.2	11.3	15.9	13.3	12.1	14.5	12.2	10.5	240
245								6.3		7	10.7		9.9	14.5	12.6	10.9	14	11.2	10.2	245
250										5.5	9		8.6	13	11.8	9.9	13.4	10.1	9.6	250
255										4	7.3		7.3	11.5	11	8.8	12.4	9.1	8.7	255
260											5.7		5.9	9.8	10.2	7.8	11.4	8	7.7	260
265													4.6	8.3	9.2	6.8	10.4	6.9	6.8	265
270														6.9		5.9	9.4	5.8	5.8	270
275														5.5		4.9	8.4	4.8	4.8	275
280														4.2		4.1	7.4	4.2	3.8	280
285																	6.5	3.7		285
290																		5.5		290
295																		4.4		295
300																		3.5		300

* adapter · pièce d'adaptateur
 ** optional · en option

Lifting capacities on the lattice fly jib with guyed telescopic boom and eccentric

Forces de levage à la fléchette treillis fixe avec flèche télescopique haubanée et axe excentrique

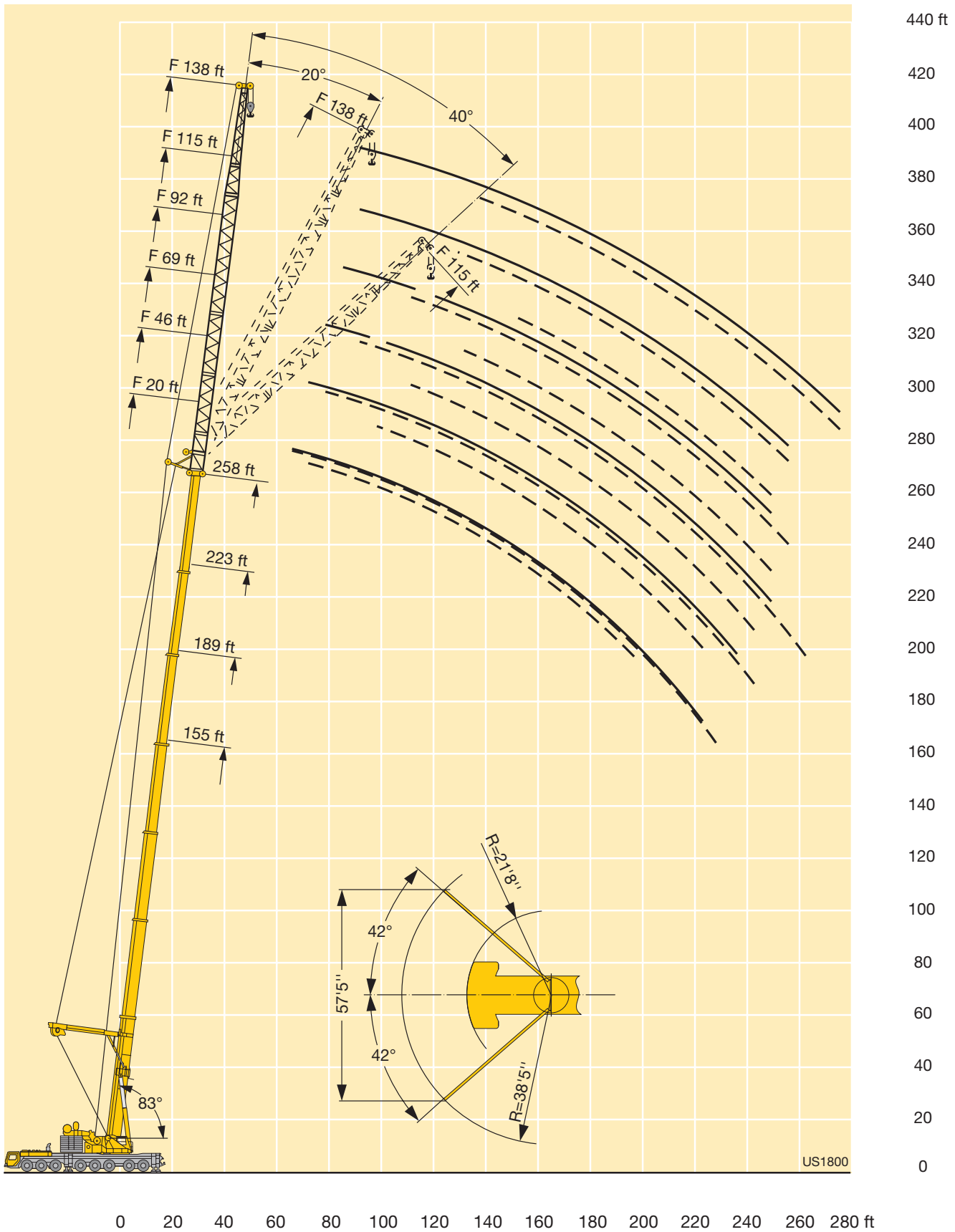
TY3EF



ft	258 ft + 7 ft*																ft		
	20 ft**			46 ft			69 ft			92 ft			115 ft			138 ft			
	0°	20°	40°	0°	20°	40°	0°	20°	40°	0°	20°	40°	0°	20°	40°	0°		20°	
65	85																		65
70	82	77.5	74	67															70
75	78.5	76	73	66															75
80	75	73.5	70.5	63.5															80
85	72	71	68.5	61.5	54.9														85
90	68	68	66.5	59.3	53.3														90
95	64.5	65.5	64.5	57.3	51.7	45.9	47.8	38.1											95
100	61	63	62	55.5	50.3	45.8	46.3	37.9											100
105	57.1	60.5	59.9	53.8	48.8	45.6	44.8	37.5											105
110	54.2	57.7	57.3	52.1	47.4	44.5	43.4	36.8	27.6										110
115	51.3	54.7	54.7	50.3	46.1	43.5	42.1	36.1	27.6	34	24.6								115
120	48.5	51.7	52.1	48.5	44.9	42.5	40.8	35.3	27.6	32.9	24.2								120
125	45.7	48.6	49.4	46.7	43.6	41.5	39.5	34.5	27.6	32	23.8								125
130	42.8	45.6	46.7	44.8	42.4	40.5	38.4	33.6	27.6	31	23.6	15							130
135	40.3	43	43.9	42.9	41.1	39.5	37.3	32.8	27.6	30	23.3	14.8	25.4	15.2					135
140	38	40.7	41.3	41	39.8	38.5	36.2	31.9	27.5	29.1	23	14.7	24.6	14.9					140
145	36	38.5	38.9	39.1	38.5	37.4	35.2	31	27.4	28.3	22.6	14.5	23.8	14.6					145
150	34	36.2	36.7	37.3	37.2	36.4	34.1	30.2	27.1	27.5	22.3	14.4	23	14.4	8.5	21.7	10.3		150
155	31.9	34	34.5	35.4	35.9	35.4	33.1	29.5	26.9	26.7	22	14.3	22.3	14.1	8.3	21	10.2		155
160	29.9	31.8	32.3	33.6	34.5	34.3	32	28.7	26.6	25.9	21.6	14.2	21.7	13.9	8.1	20.3	10		160
165	27.8	29.6	30.2	31.7	33	33.2	30.8	27.9	26	25.1	21.2	14.2	21.1	13.8	8	19.8	9.8		165
170	25.7	27.4	28.1	29.9	31.3	31.9	29.2	27.2	25.4	24.3	20.6	14.2	20.5	13.6	7.8	19.3	9.7		170
175	23.5	25.2	25.9	28	29.5	30.2	27.7	26.4	24.7	23.5	20	14.2	19.8	13.5	7.7	18.7	9.6		175
180	21.4	23	23.8	26.1	27.8	28.4	26.2	25.5	24	22.5	19.4	14.2	19.2	13.3	7.6	18.2	9.5		180
185	19.2	20.8	21.6	24.2	26.1	26.7	24.6	24.3	23.3	21.2	18.7	14.2	18.6	13.1	7.5	17.6	9.4		185
190	17	18.7	19.5	22.2	24.4	24.9	23.1	23	22.6	19.9	18.1	14.1	17.9	12.9	7.5	17.1	9.3		190
195	14.9	16.7	17.3	20.1	22.5	23.2	21.5	21.6	21.3	18.7	17.4	14	17.1	12.6	7.5	16.5	9.2		195
200	12.9	14.7		18.1	20.7	21.4	19.9	20.2	20.1	17.4	16.6	13.8	16.2	12.3	7.4	16	9.1		200
205	11.2	12.8		16.1	18.8	19.5	18.1	18.9	18.8	16.2	15.5	13.7	15.4	12	7.4	15.5	9		205
210	9.5	10.8		14	16.8	17.7	16.4	17.5	17.5	14.9	14.4	13.5	14.5	11.7	7.4	15.1	8.8		210
215	7.8	8.8		12	15	15.8	14.7	16.1	16.2	13.6	13.2	12.6	13.7	11.5	7.4	14.7	8.7		215
220	6.1	7.1		10.3	13.1	13.9	12.9	14.6	14.9	12.3	12.1	11.5	12.8	10.8	7.3	14.3	8.6		220
225		5.5		8.8	11.2		11.2	13.2	13.7	10.9	10.9	10.3	12	10	7.3	13.8	8.5		225
230				7.3	9.6		9.4	11.7	12.4	9.6	9.7	9.2	11.1	9	7.3	13.4	8.3		230
235				5.9	7.9		7.8	10.2	11.1	8.3	8.7	8	9.8	8	6.8	13	8.2		235
240				4.4	6.4		6.7	8.7	9.8	6.9	7.7	6.9	8.5	7	5.9	12.2	7.8		240
245							5.7	7.3		5.6	6.7	5.8	7.3	6	4.8	11.2	7.2		245
250							4.8	6.1			5.7	4.7	6	5.1		10.1	6.6		250
255							3.9	5.2			4.8	3.6	4.7	4.3		9.1	6		255
260								4.3			3.8			3.7		7.9	5.4		260
265																6.6	4.8		265
270																5.3	4.2		270
275																3.9	3.6		275

* adapter - pièce d'adaptateur
 ** optional - en option

TAB 232056 / 232065 / 232074



Lifting capacities on the luffing lattice jib Forces de levage à la flèche treillis relevable

TN



ft	53 ft + 13 ft*											87 ft + 13 ft*											ft
	69 ft	92 ft	115 ft	138 ft	161 ft	184 ft	207 ft	230 ft	253 ft	276 ft	299 ft	69 ft	92 ft	115 ft	138 ft	161 ft	184 ft	207 ft	230 ft	253 ft	276 ft	299 ft	
38	175																						38
40	173																						40
45	159	151										180											45
50	147	142										170											50
55	139	132	128									160	152										55
60	133	124	119	116								156	142	135									60
65	128	116	112	108	102							154	134	128	117								65
70	128	114	106	102	97							153	128	122	113								70
75	128	114	101	96.5	92	85.5						151	124	116	109	98							75
80		114	96	82	87	81.5	74.5					122	110	104	94.5	83.5							80
85		114	94	88	82.5	77.5	71	64				119	105	100	91.5	81	70.5						85
90		114	93.5	84.5	79	74.5	68.5	61.5				117	104	96.5	88	78.5	69						90
95		114	92.5	81.5	75.5	71	65.5	59.3	54			116	103	93	85.5	76.5	67	58.2					95
100			91.5	79.5	72.5	68.5	63	57.1	52.2	42.6		113	102	90	82.5	74	65.5	57	49.4				100
105			91	79.5	69.5	65.5	60.5	55.1	50.4	42.6			101	89	80	72	64	55.8	48.5	41			105
110			90	79	68.5	63	58.4	53.1	48.7	41.4	35.8		99	88.5	77.5	70	62.5	54.7	47.7	39.9	33.6		110
115			90	79	68	60.5	56.2	51.3	47.1	40.2	35.2		95	88	75.5	68.5	61	53.6	46.9	38.9	33.3		115
120			84.5	79	68	58.4	54	49.5	45.6	39.1	34.3		90.5	87	74	67	59.4	52.6	46.1	37.9	32.7		120
125				79	68	57	52	47.8	44.1	38	33.4			85	74	65	58	51.5	45.4	37	32		125
130				79	68	56.4	50.1	46.3	42.8	36.9	32.6			81	73.5	63.5	56.6	50.3	44.7	36.1	31.3		130
135				77.5	68	55.9	48.8	44.7	41.5	35.9	31.7			77.5	73	62	55.2	49.1	43.8	35.2	30.6		135
140				71.5	68	55.3	48	43.3	40.2	35	30.8			74.5	72	61.5	53.9	48	43	34.4	30		140
145					68	54.8	47.8	41.8	39	34.2	30			70.5	69.5	61.5	52.8	46.9	42.1	33.6	29.4		145
150					68	54.3	47.5	40.5	37.9	33.4	29.2			64	66.5	61.5	52.2	45.9	41.2	32.8	28.8		150
155					66	53.8	47.3	39.3	36.8	32.7	28.5				64	61.5	52.1	44.9	40.4	32.1	28.2		155
160					60.5	53.4	47	38.5	35.7	31.9	27.8				61.5	60	52.1	44.1	39.7	31.4	27.6		160
165					52.5	53	46.8	37.9	34.7	31.2	27.1				59	57.8	52.1	43.5	38.9	30.8	27.1		165
170					44	53	46.5	37.3	33.8	30.6	26.4				56.8	55.6	52.1	42.8	38.1	30.1	26.6		170
175						52.9	46.3	36.7	33.5	29.9	25.8					53.5	51.6	42.2	37.4	29.5	26.1		175
180						49.6	46	36.1	33.3	29.2	25.2					51.6	50.3	41.6	37.1	28.9	25.6		180
185						43.8	45.8	35.7	33.1	28.5	24.6					49.6	48.4	41	37	28.3	25.2		185
190						38.2	45.6	35.4	32.9	27.8	24					47.4	46.6	40.4	37	27.9	24.8		190
195							45.4	35.4	32.7	27.5	23.4					41.1	45	39.8	37	27.4	24.4		195
200							42	35.4	32.5	27.2	23.2					43.4	39.3	37	27.1	24.1			200
205							37	35.4	32.3	26.8	23.2						41.9	38.7	36.9	26.7	23.8		205
210							32	35.4	32.1	26.4	23.2						40.5	38.2	36.6	26.3	23.5		210
215							27.3	35.4	32	26	23.2						36.9	37.7	36	26	23.2		215
220								34.3	31.8	25.6	23							36.7	35	25.7	22.9		220
225								31.8	31.7	25.2	22.8							35.4	33.7	25.3	22.6		225
230								27.6	31.7	24.8	22.5							34.1	32.6	25	22.4		230
235								23.6	31.7	24.5	22.2							30.7	31.4	24.6	22.1		235
240									29.5	24.1	21.9							26.4	30.3	24.3	21.8		240
245									26.5	23.7	21.6								29.3	23.9	21.5		245
250									23.1	23.4	21.3								28.3	23.6	21.2		250
255									19.9	23	21.1								27.4	23.3	21		255
260									16.8	22.7	20.8								24.5	23	20.7		260
265										22.3	20.5									22.7	20.5		265
270										21.2	20.3									22.4	20.2		270
275										18	20									22.1	20		275
280										14.9	19.8									20.9	19.7		280
285											18.6									17.9	19.2		285
290											16.6										18.5		290
295											14.1										17.8		295
300											11.7										16.6		300
305											9.4										14.5		305

* adapter - pièce d'adaptateur

TAB 231249

Lifting capacities on the luffing lattice jib Forces de levage à la flèche treillis relevable

TN



	121 ft + 13 ft*											155 ft + 13 ft*											ft	
	69 ft	92 ft	115 ft	138 ft	161 ft	184 ft	207 ft	230 ft	253 ft	276 ft	299 ft	69 ft	92 ft	115 ft	138 ft	161 ft	184 ft	207 ft	230 ft	253 ft	276 ft	299 ft		
55	158											106												55
60	148	140										105												60
65	140	132	121									99.5	90											65
70	134	125	117									95	86.5	77										70
75	129	119	112	100								91.5	83	75.5	65.5									75
80	123	113	107	98	85.5							88	79.5	73	65									80
85	118	109	103	95.5	84	71						85	76.5	70.5	63	55.2								85
90		105	98	92	82.5	70						82	74	68	61.5	53.9	46.1							90
95		101	95	88.5	80.5	69	58.3					71	65.5	59.3	52.6	45.4								95
100		97.5	92	85.5	78.5	67.5	57.6	48.4				69	63	57.4	51.3	44.3	38.1							100
105			89.5	82.5	76	66	56.9	47.8	40.9			66.5	61.5	55.6	49.7	43.3	37.2	31.3						105
110			87	79.5	73.5	65	56.2	47.3	40.4	33.9		64.5	59.6	53.9	48.3	42.2	36.3	30.6	26.6					110
115			85	77.5	71.5	63.5	55.4	46.8	39.9	33.7			58	52.4	46.9	41	35.5	29.9	26.1					115
120			82.5	75.5	69.5	62	54.5	46.3	39.5	33.3	27		56.4	51.1	45.6	39.9	34.7	29.2	25.5	21.7				120
125			80.5	73.5	67.5	60.5	53.5	45.8	39.1	32.9	26.7		54.9	49.8	44.3	38.7	33.8	28.6	24.9	21.2	16.4			125
130			77	72	66	59.1	52.6	45.1	38.6	32.6	26.5		53.4	48.6	43.1	37.7	32.8	28	24.4	20.7	16			130
135				70.5	64.5	57.6	51.7	44.4	38.2	32.2	26.2			52	47.5	42.2	36.7	31.9	27.3	23.8	20.2	15.6		135
140				68.5	63	56.2	50.7	43.7	37.8	31.9	25.9				46.4	41.3	35.7	30.9	26.5	23.2	19.7	15.3		140
145				66	61.5	54.9	49.6	43.1	37.3	31.5	25.7				45.3	40.4	34.8	30.1	25.8	22.7	19.3	14.9		145
150				63.5	60	53.7	48.5	42.5	36.9	31	25.5				44.3	39.7	34.1	29.3	25	22	18.8	14.5		150
155					58.7	52.5	47.5	41.8	36.5	30.4	25.3				43.3	38.9	33.4	28.4	24.3	21.4	18.3	14.2		155
160					56.9	51.4	46.5	41	36.1	29.9	25.1					38.1	32.8	27.7	23.6	20.9	17.8	13.8		160
165					54.8	50.3	45.6	40.1	35.7	29.4	25					37.4	32.1	27.1	22.9	20.3	17.3	13.4		165
170					52.7	49.3	44.7	39.3	35.3	28.9	24.8					36.7	31.5	26.6	22.3	19.8	16.8	13.1		170
175					50.7	48.3	43.8	38.5	34.9	28.4	24.6					36	31	26.2	21.7	19.2	16.4	12.7		175
180						46.9	42.9	37.8	34.3	27.9	24.3					35.4	30.4	25.7	21.1	18.7	15.9	12.3		180
185						45.4	42.1	37.2	33.6	27.4	24						29.8	25.2	20.6	18.3	15.4	12		185
190						43.7	41.3	36.5	33	27	23.7						29.3	24.8	20.1	17.8	15	11.6		190
195						42.2	40.5	35.9	32.3	26.5	23.4						28.8	24.4	19.7	17.4	14.6	11.3		195
200							39.5	35.3	31.7	26.1	23.1						28.3	24	19.2	17.1	14.2	11.1		200
205							38.3	34.7	31.1	25.8	22.8							23.6	18.7	16.7	13.9	10.9		205
210							36.9	34.1	30.5	25.5	22.5							23.2	18.3	16.4	13.6	10.7		210
215							35.6	33.6	29.9	25.2	22.3							22.8	17.9	16.1	13.4	10.4		215
220							34.5	32.7	29.4	24.9	22							22.4	17.4	15.8	13.1	10.2		220
225								31.7	28.8	24.6	21.8							22	17	15.5	12.9	10		225
230								30.6	28.3	24.4	21.6								16.6	15.2	12.6	9.8		230
235								29.5	27.5	24.1	21.3								16.2	14.9	12.4	9.6		235
240								28.5	26.5	23.9	21.1								15.8	14.6	12.2	9.5		240
245									25.6	23.5	20.7								15.4	14.3	12	9.3		245
250									24.6	22.9	20.3									14	11.8	9.1		250
255									23.7	22	19.9									13.8	11.6	8.9		255
260									22.9	21.1	19.5									13.5	11.3	8.8		260
265									22.1	20.3	19									13.2	11.1	8.6		265
270										19.5	18.2									13	10.9	8.4		270
275										18.7	17.4									12.7	10.8	8.3		275
280										18	16.6										10.6	8.1		280
285										17.3	15.8										10.4	7.9		285
290											15.1										10.2	7.8		290
295											14.4										10	7.6		295
300											13.6											7.5		300
305											13											7.4		305
310											12.4											7.2		310
315																						7.1		315
320																						6.9		320

* adapter · pièce d'adaptateur

TAB 231249

Lifting capacities on the luffing lattice jib

Forces de levage à la flèche treillis relevable

TN



53 - 258 ft
83°



69 - 299 ft



360°



297600 lbs

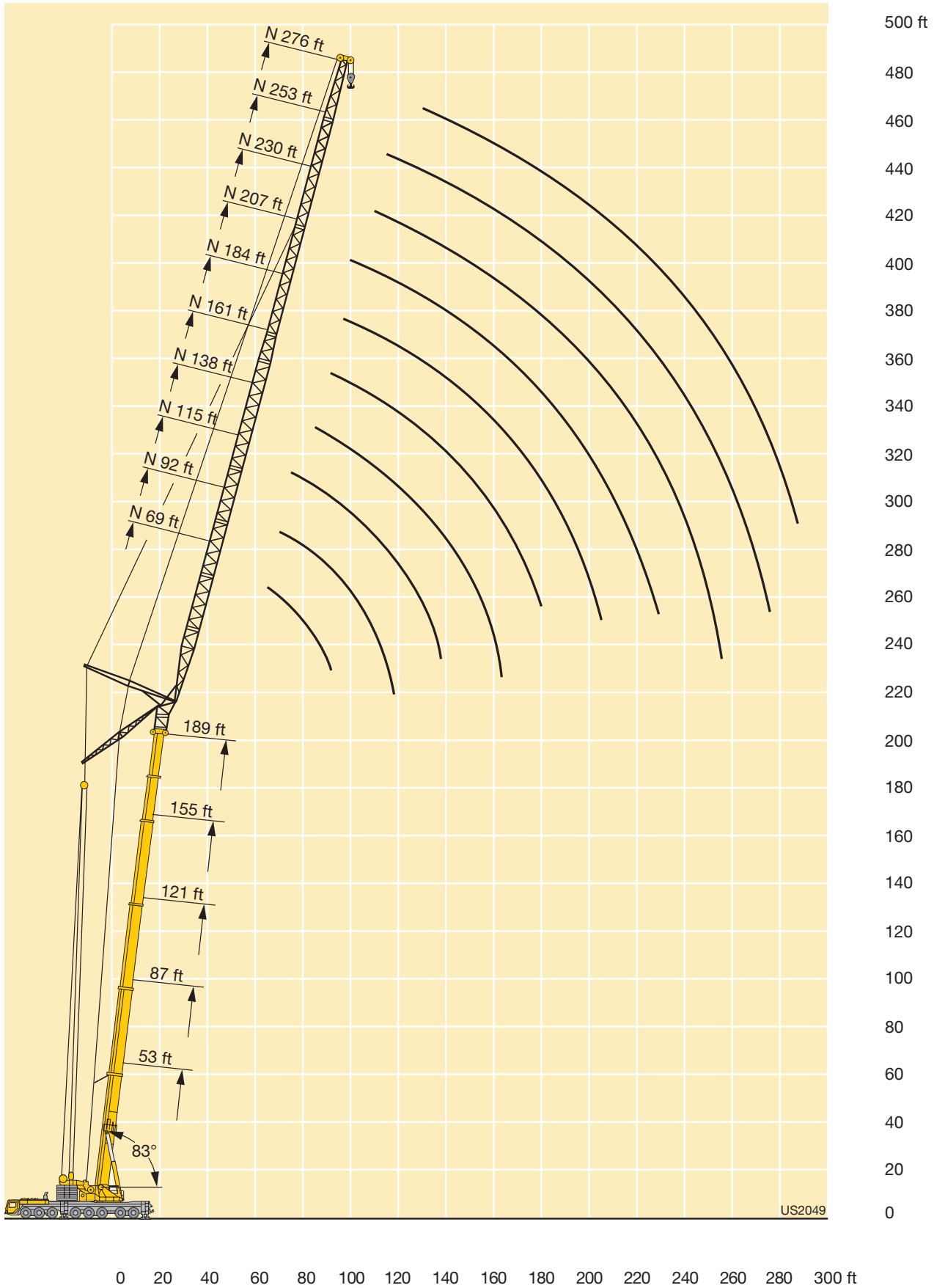


85%

ft	189 ft + 13 ft*											223 ft + 13 ft*							258 ft + 13 ft*						ft
	69 ft	92 ft	115 ft	138 ft	161 ft	184 ft	207 ft	230 ft	253 ft	276 ft	69 ft	92 ft	115 ft	138 ft	161 ft	184 ft	207 ft	230 ft	69 ft	92 ft	115 ft	138 ft	161 ft	184 ft	
65	71																								65
70	68	59.4								45.4															70
75	64.5	58.1	50.9							44.3	37.1								25.1						75
80	61	55.9	50.4							42.4	36.7								24.8						80
85	58.6	53.4	48.7	42.9						40.3	35.3	30.8							23.6	18.4					85
90	56.2	51	46.9	41.6	35.5					38.5	33.8	29.7	24.7						22.4	17.4	13.4				90
95		48.9	45.1	40.2	34.8	28.8				36.8	32.2	28.6	24.1	19					21.2	16.3	12.9	9.7			95
100		47	43.3	39	33.7	28.5	23				30.6	27.4	23.1	18.8	13.1					15.3	12.1	9.6	6.5		100
105		45.5	41.5	37.7	32.6	27.6	23				29.2	26.1	22.1	17.9	13.1					14.2	11.4	9.1	6.5		105
110		44.1	40	36.2	31.6	26.8	22.2	17.6			28	24.9	21.1	17.2	12.5	9.2				13.5	10.9	8.6	6.1	3.3	110
115		42.7	38.6	34.9	30.6	25.9	21.5	17.1	13.3		26.9	23.7	20.1	16.3	11.8	8.9	5.8			12.8	10.3	8.2	5.7	3.2	115
120			37.3	33.6	29.5	24.8	20.7	16.4	13.2			22.6	19.1	15.5	11.2	8.5	5.7			12.2	9.9	7.7	5.4	2.9	120
125			36.2	32.3	28.4	23.9	19.7	15.8	12.8			21.7	18.2	14.6	10.6	8	5.4				9.4	7.3	5	2.7	125
130			35	31.2	27.3	22.9	18.7	15	12.3	9.6		20.8	17.4	13.8	10.1	7.5	5.1				9	6.9	4.6	2.5	130
135			34	30.2	26.3	22	17.9	14.3	11.9	9.4		20.1	16.6	13	9.6	7.1	4.8				8.6	6.5	4.3	2.2	135
140				29.3	25.3	21.2	17	13.6	11.4	9.1		19.3	15.9	12.3	9.1	6.7	4.4				8.3	6.2	3.9		140
145				28.4	24.5	20.3	16.2	12.9	10.9	8.8			15.2	11.6	8.7	6.2	4					5.9	3.6		145
150				27.5	23.8	19.6	15.4	12.4	10.5	8.5			14.6	10.9	8.2	5.9	3.6					5.6	3.3		150
155				26.7	23.1	18.8	14.6	11.9	10.1	8.2			14.1	10.6	7.8	5.5	3.2					5.3	3		155
160				25.9	22.4	18.1	13.9	11.3	9.6	7.8			13.5	10.3	7.4	5.1	2.9					5	2.8		160
165					21.7	17.5	13.2	10.8	9.2	7.5				10	7	4.7	2.6					4.8	2.6		165
170					21.1	16.9	12.5	10.3	8.8	7.1				9.7	6.8	4.4	2.4					4.6	2.4		170
175					20.5	16.3	12.1	9.9	8.4	6.8				9.5	6.5	4.1						4.6	2.2		175
180					19.9	15.8	11.8	9.4	8	6.4				9.2	6.3	3.7									180
185						15.2	11.5	9	7.6	6.1				9	6	3.5									185
190						14.7	11.2	8.6	7.3	5.8				8.7	5.8	3.3									190
195						14.2	11	8.3	6.9	5.5					5.6	3.2									195
200						13.7	10.7	8.1	6.5	5.1					5.4	3									200
205						13.3	10.4	7.8	6.3	4.9					5.2	2.9									205
210							10.2	7.6	6.1	4.6						2.7									210
215							10	7.4	5.9	4.3						2.6									215
220							9.8	7.2	5.7	4						2.4									220
225							9.5	7	5.5	3.8						2.3									225
230								6.7	5.4	3.7															230
235								6.5	5.2	3.6															235
240								6.3	5	3.5															240
245								6.1	4.9	3.4															245
250								5.9	4.7	3.3															250
255								5.8	4.6	3.1															255
260									4.4	3															260
265									4.3	2.9															265
270									4.1	2.8															270
275									4	2.7															275
280										2.6															280
285										2.5															285
290										2.4															290
295										2.3															295
300										2.2															300

* adapter - pièce d'adaptateur

TAB 231249



Lifting capacities on the luffing lattice jib Forces de levage à la fléchette treillis relevable

TN

53 - 258 ft 69 - 299 ft 360° 363800 lbs 85%

ft	53 ft + 13 ft*										87 ft + 13 ft*										ft		
	69 ft	92 ft	115 ft	138 ft	161 ft	184 ft	207 ft	230 ft	253 ft	276 ft	299 ft	69 ft	92 ft	115 ft	138 ft	161 ft	184 ft	207 ft	230 ft	253 ft		276 ft	299 ft
55	138																						55
60	128																						60
65	119	115									144												65
70	116	109									136												70
75	115	103	100								129												75
80	115	98	94.5								123	117											80
85	114	93	89.5	86							122	111	107										85
90		92	85.5	82							121	106	102										90
95		92	81.5	78	75							102	97										95
100		91.5	79	74.5	71.5							101	92.5	89									100
105		91.5	78	72	68	64.5						101	89	85	80								105
110		91.5	78	69.5	64.5	61.5						101	86	81.5	77								110
115			78	67	62.5	58.7						97	85	79	74								115
120			78	65.5	60	56.1	53.1						85	76.5	71.5	66							120
125			78	65.5	58	53.6	50.8	47.4					84.5	74	69	63.5	57.7						125
130			78	65.5	56	51.6	48.7	45.5					82.5	72.5	67	61.5	56						130
135				65.5	55.1	50	46.6	43.7					79.5	72.5	64.5	59.6	54.4						135
140				65.5	54.7	48.6	44.8	41.9	39.3					72	63	57.8	52.8	47.3					140
145				65.5	54.7	47.2	43.4	40.2	37.9	34.6				71.5	61.5	56.3	51.3	46					145
150				65.5	54.7	45.8	42.1	38.6	36.4	33.4				69	61.5	54.8	50	44.8	40.5				150
155			60	54.7	45.2	40.8	37.2	35.1	32.3					66	61.5	53.3	48.7	43.6	39.7				155
160				54.7	45	39.6	36	33.8	31.2	27.6				63.5	61	52	47.5	42.4	38.8	33.1			160
165				54.7	45	38.5	35	32.5	30.2	26.7					59.3	51.1	46.3	41.4	37.8	32.4			165
170				54.7	45	37.9	34.1	31.5	29.2	25.9					57.1	51.1	45.2	40.5	36.9	31.7	27.4		170
175				54.7	45	37.9	33.1	30.6	28.2	25.1					55	51.1	44.2	39.7	36.1	31.1	27		175
180				45	37.9	32.2	29.7	27.2	24.4						53.1	50.8	43.7	38.9	35.3	30.5	26.6		180
185				45	37.9	31.5	28.9	26.3	23.6							49.9	43.7	38.1	34.6	29.9	26.1		185
190				45	37.9	31	28	25.6	22.9							48.1	43.7	37.4	33.9	29.3	25.7		190
195				45	37.9	31	27.2	24.9	22.2							46.5	43.7	36.6	33.3	28.7	25.3		195
200					43	37.9	31	26.6	24.2	21.5						44.9	43.1	36.4	32.7	28.2	24.9		200
205						37.9	31	26.2	23.6	20.9						43.4	42	36.4	32.1	27.7	24.5		205
210						37.9	31	26.2	22.9	20.3							40.5	36.4	31.5	27.3	24.1		210
215						37.9	31	26.2	22.2	19.6							39.2	36.4	31.4	26.8	23.8		215
220						36.7	31	26.2	21.6	18.9							37.9	36.2	31.4	26.3	23.4		220
225							31	26.2	21.2	18.2							36.7	35.5	31.4	25.9	23.1		225
230							31	26.2	21.2	17.6								34.3	31.3	25.5	22.7		230
235							31	26.2	21.2	17.1								33.2	31.2	25.2	22.3		235
240							31	26.2	21.2	16.9								32.1	30.4	24.9	22		240
245							29.2	26.2	21.2	16.9								31.1	29.4	24.6	21.7		245
250								26.2	21.2	16.9								30.2	28.3	24.3	21.5		250
255								26.2	21.2	16.9								29.2	27.4	24	21.4		255
260								26.2	21.2	16.9									26.5	23.8	21.2		260
265								24.9	21.2	16.9									25.6	23.5	20.9		265
270									21.2	16.9									24.8	23.1	20.7		270
275									21.2	16.9									24	22.4	20.5		275
280									21.2	16.9										21.6	19.8		280
285									20.9	16.9										20.8	19.1		285
290									19.7	16.9										20.1	18.3		290
295									16.3	16.9										19.4	17.6		295
300										16.9										18.8	16.9		300
305										16.9											16.2		305
310										16											15.6		310
315																					15		315
320																					14.4		320

* adapter · pièce d'adaptateur

TAB 231250

Lifting capacities on the luffing lattice jib Forces de levage à la flèche treillis relevable

TN



ft	121 ft + 13 ft*											155 ft + 13 ft*									ft				
	69 ft	92 ft	115 ft	138 ft	161 ft	184 ft	207 ft	230 ft	253 ft	276 ft	299 ft	69 ft	92 ft	115 ft	138 ft	161 ft	184 ft	207 ft	230 ft	253 ft		276 ft	299 ft		
80	106																							80	
85	100	97																							85
90	95.5	92										66.5													90
95	91.5	87.5										61.5													95
100	88.5	83	81.5									58.1													100
105		79	77.5									58.6	55.2												105
110		76.5	74	70.5								56.4	52.7	49.9											110
115		74	71	68.5									50.3	48.4											115
120		71.5	68	65.5	62.5								48.3	46.2	43.6										120
125			65	62.5	60								46.6	44.2	41.7										125
130			63.5	60.5	57.6	53.4							45.4	42.3	39.9	36.6									130
135			62.5	58	55.3	52							44.2	40.7	38.2	35.4									135
140			61	56.1	53.1	50	46.3							39.3	36.6	33.9	29.2								140
145			59.7	54.6	51.2	48.2	44.7							38.1	35.2	32.4	29								145
150			58.5	53.4	49.3	46.4	43.1	39						37	33.7	31.1	27.8	24.4							150
155				52.2	47.5	44.8	41.7	38						35.9	32.6	29.8	26.6	23.5							155
160				51	46.2	43.2	40.2	36.8	33.7						31.7	28.6	25.5	22.4	18.5						160
165				49.9	45.3	41.7	38.8	35.6	32.8						31.1	27.4	24.4	21.4	18.4						165
170				48.8	44.5	40.2	37.5	34.5	31.8	28.6					30.5	26.3	23.4	20.4	17.4	15.3					170
175					43.8	39.1	36.2	33.4	30.9	28					30	25.6	22.4	19.4	16.4	14.6					175
180					43.1	38.2	34.9	32.2	30	27.3	22.8				29.4	24.8	21.4	18.4	15.3	13.8	11.3				180
185					42.3	37.4	33.6	31.1	29.1	26.6	22.7					24.1	20.3	17.3	14.2	13.1	11.2				185
190					41.6	36.5	32.3	30	28.3	26	22.1					23.3	19.4	16.2	13	12.4	10.6	8.5			190
195					40.9	35.7	31.4	28.8	27.3	25.3	21.5					22.6	18.9	15.2	12.3	11.5	10.1	8			195
200						34.9	30.8	27.6	26.3	24.7	20.9					22	18.4	14.2	11.7	10.6	9.5	7.5			200
205						34.2	30.2	26.5	25.2	24	20.4						18	13.5	11.1	9.9	8.9	6.9			205
210						33.4	29.7	25.6	24.2	23.1	19.8						17.5	13	10.5	9.4	8.3	6.4			210
215						32.7	29.2	25	23.1	22.2	19.2						17.1	12.6	9.9	8.9	7.7	5.8			215
220							28.7	24.4	22.1	21.3	18.5						16.7	12.2	9.3	8.4	7.2	5.3			220
225							28.2	23.9	21.2	20.3	17.7						16.3	11.9	8.9	7.9	6.7	4.8			225
230							27.7	23.3	20.5	19.4	16.8							11.5	8.7	7.4	6.3	4.3			230
235							27.2	22.8	20.1	18.5	15.9							11.2	8.5	6.9	5.9	3.9			235
240							26.8	22.2	19.7	17.6	15.1							10.8	8.3	6.6	5.5	3.5			240
245								21.7	19.3	17	14.2							10.5	8.1	6.4	5.1	3.1			245
250								21.2	19	16.6	13.4								8	6.1	4.6	2.7			250
255								20.8	18.6	16.2	12.6								7.8	5.9	4.3	2.3			255
260								20.3	18.3	15.8	12								7.6	5.7	4.1				260
265									18	15.4	11.5								7.4	5.5	3.9				265
270									17.6	15	11.3								7.3	5.3	3.8				270
275									17.3	14.6	11.2								7.1	5.1	3.6				275
280									17	14.2	11									4.9	3.5				280
285									16.7	13.8	10.8									4.7	3.4				285
290										13.5	10.6									4.5	3.3				290
295										13.1	10.4									4.3	3.1				295
300										12.7	10.3										3				300
305										12.4	10.1										2.9				305
310											9.9										2.8				310
315											9.7										2.7				315
320											9.6										2.6				320
325											9.4														325

* adapter · pièce d'adaptateur

TAB 231250

Lifting capacities on the luffing lattice jib Forces de levage à la flèche treillis relevable

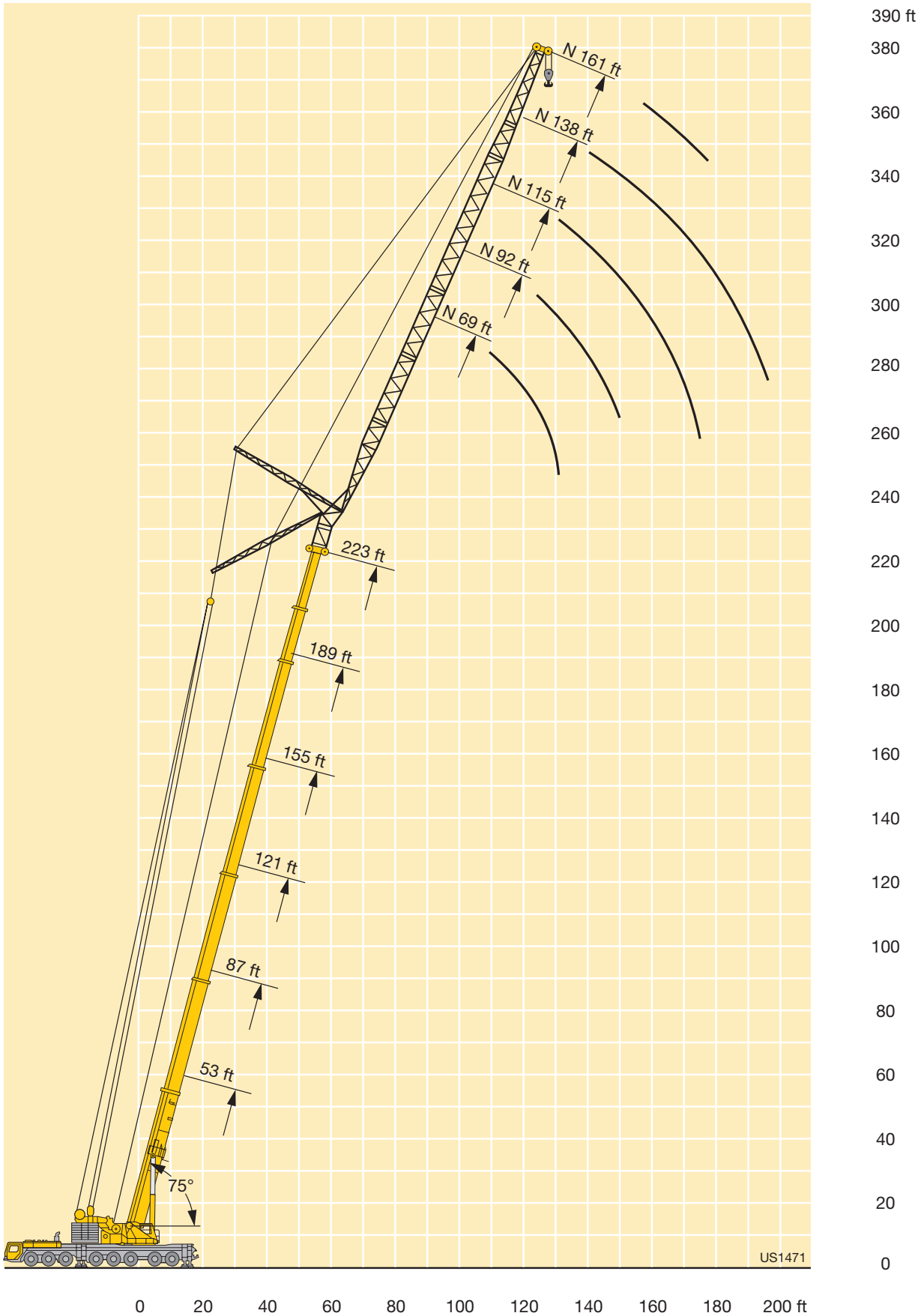
TN



ft	189 ft + 13 ft*								223 ft + 13 ft*					258 ft + 13 ft*		ft
	69 ft	92 ft	115 ft	138 ft	161 ft	184 ft	207 ft	230 ft	69 ft	92 ft	115 ft	138 ft	161 ft	69 ft	92 ft	
100	40.7															100
105	38.6															105
110	36.7	32.6							20.5							110
115	35	31.4							19.7							115
120		29.8	26.1						18.5	12.9				7.1		120
125		28.3	26						17.3	12.8				7.1		125
130		26.9	24.7	21.8					16.2	12.1	10.1			6.7		130
135		25.8	23.5	20.9						11.4	9.7			6.2	3.2	135
140		24.7	22.3	19.8	15.6					10.8	9.2	6.8			3	140
145			21.2	18.6	15.5					10.3	8.7	6.8			2.7	145
150			20.3	17.6	14.5	10.9				9.8	8.3	6.3			2.4	150
155			19.4	16.6	13.4	10.4					7.8	5.9	3.6			155
160			18.6	15.6	12.5	9.8	7.2				7.4	5.5	3.5			160
165				14.8	11.8	9.3	7.1				7	5.1	3.1			165
170				14.2	11.2	8.8	6.6				6.7	4.8	2.8			170
175				13.7	10.8	8.3	6.2	3.9			6.4	4.5	2.5			175
180				13.2	10.3	7.9	5.8	3.7				4.2				180
185				12.8	9.9	7.5	5.3	3.3				4				185
190				12.3	9.6	7.1	4.9	3				3.7				190
195					9.3	6.7	4.6	2.5				3.5				195
200					9	6.3	4.2									200
205					8.7	6.1	3.8									205
210						5.8	3.4									210
215						5.5	3.1									215
220						5.3	2.9									220
225						5	2.7									225
230						4.8	2.4									230
235						4.6	2.3									235

* adapter - pièce d'adaptateur

TAB 231250



Lifting capacities on the luffing lattice jib

Forces de levage à la fléchette treillis relevable

TN



ft	53 ft + 13 ft*											87 ft + 13 ft*											ft	
	69 ft	92 ft	115 ft	138 ft	161 ft	184 ft	207 ft	230 ft	253 ft	276 ft	299 ft	69 ft	92 ft	115 ft	138 ft	161 ft	184 ft	207 ft	230 ft	253 ft	276 ft	299 ft		
75	106																							75
80	100																							80
85	96.5	92										119												85
90	96	87.5										113												90
95		83.5										108												95
100		80	77									103	98.5											100
105		78	73.5										94											105
110		78	70.5	66.5									90	85.5										110
115		78	68.5	64.5									87	83										115
120			66.5	62									83.5	79.5										120
125			65	59.9	56.7								81	76.5	73.5									125
130			65	57.7	54.3								77	74	70.5									130
135			65	56.9	52.4									71.5	68.5									135
140				56.8	50.7	47.1								69	67	62.5								140
145				56.8	49.3	45.2								66	64.5	60								145
150				56.8	47.9	43.7	40.5							63.5	62	57.9	54							150
155				56.8	46.8	42.4	39.1								59.6	56.6	52.5							155
160				56.8	46.2	41.2	37.5								57.3	55	50.7							160
165					46.2	40	36.3	33.9							55.1	53	49.1	45.6						165
170					46.2	38.9	35.3	32.5							53	51	48.2	44.2						170
175					46.2	38.5	34.3	31.1							51	49.1	47.2	42.9						175
180					46.2	38.3	33.3	30	28.9							47.3	45.8	41.9	38.2					180
185						38.3	32.4	29	27.7							45.6	44.1	41	37.2					185
190						38.3	31.5	28.2	26.7	25.2						43.9	42.5	40.1	36.2	33.5				190
195						38.3	31.1	27.5	25.7	24.3						42.4	41	39.2	35.3	32.8				195
200						38.3	31	26.7	24.9	23.3	20.3						39.5	37.9	34.5	31.9				200
205						38.3	31	26	24.1	22.4	20						38.1	36.6	33.7	31.1	28.4			205
210							31	25.2	23.4	21.4	19.1						36.8	35.2	33	30.2	27.8			210
215							31	24.8	22.6	20.6	18.2						35.5	34	32.3	29.4	27.2	23.4		215
220							31	24.7	21.8	20	17.3						34.4	32.8	31.4	28.6	26.5	23		220
225							31	24.7	21.2	19.4	16.7							31.7	30.5	27.7	25.9	22.5		225
230								24.7	20.9	18.8	16.2							30.6	29.4	27	25.1	22		230
235								24.7	20.9	18.2	15.7							29.6	28.4	26.4	24.4	21.5		235
240								24.7	20.9	17.6	15.1							28.7	27.4	25.5	23.7	20.9		240
245								24.7	20.9	17.1	14.6								26.4	24.5	22.9	20.3		245
250								24.7	20.9	16.5	14.1								25.5	23.6	21.9	19.7		250
255									24.7	20.9	16.2	13.6							24.6	22.7	21	19.1		255
260										20.9	16.2	13.1							23.8	21.8	20.1	18.3		260
265										20.9	16.2	12.6							23	21	19.3	17.4		265
270										20.9	16.2	12.1								20.2	18.5	16.6		270
275											20.9	16.2	11.6								19.4	17.7	15.7	275
280												16.2	11.3								18.7	16.9	14.9	280
285												16.2	11.2								18	16.2	14.1	285
290												16.2	11.2									15.5	13.4	290
295												16.2	11.2									14.8	12.6	295
300												16.2	11.2									14.1	12.2	300
305													11.2									13.5	11.7	305
310													11.2									12.9	11.3	310
315													11.2										10.9	315
320													11.2										10.6	320
325																							10.2	325

* adapter · pièce d'adaptateur

TAB 231253

Lifting capacities on the luffing lattice jib Forces de levage à la fléchette treillis relevable

TN

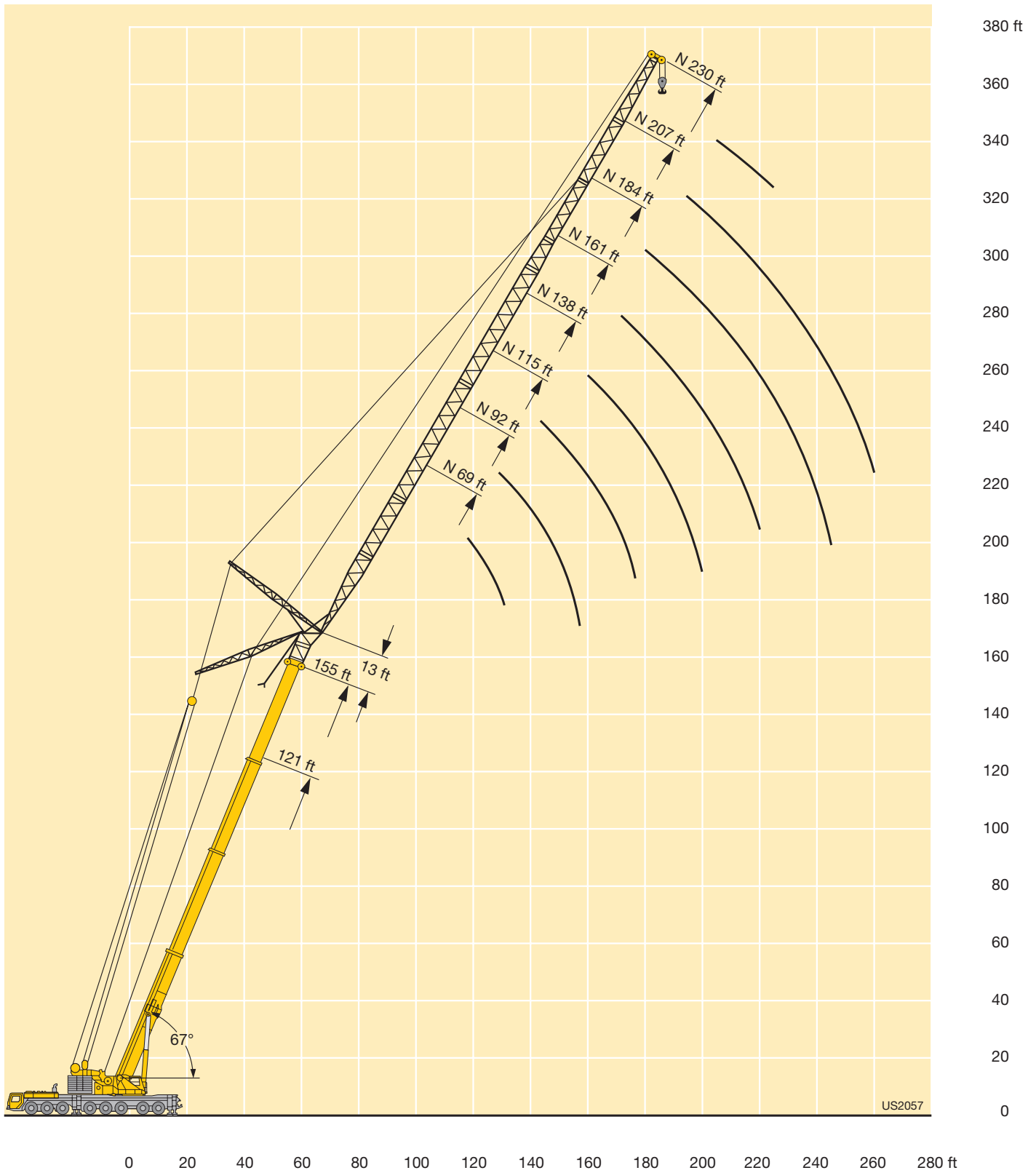
53 - 223 ft

69 - 299 ft

85%

	121 ft + 13 ft*											155 ft + 13 ft*							189 ft + 13 ft*				223 + 13 ft*	ft			
	69 ft	92 ft	115 ft	138 ft	161 ft	184 ft	207 ft	230 ft	253 ft	276 ft	299 ft	69 ft	92 ft	115 ft	138 ft	161 ft	184 ft	207 ft	230 ft	69 ft	92 ft	115 ft	138 ft		69 ft		
105	74																									105	
110	70.5																										110
115	67.5																										115
120		62										40.6															120
125		59										38.5															125
130		56.4	54.8									36.5	33.3														130
135		54.4	53										32											19.7			135
140		52.6	50.7										30.3											19.1			140
145			48.6	46.8									28.7	27.4													145
150			46.6	44.8									27.3	25.9													150
155			45.2	43	40.1								26.1	24.6										12.4		5.6	155
160			44	41.3	39.2									23.4	21.2								11.1	9.2		5.2	160
165				39.7	37.6									22.2	20								10.4	9.1			165
170				38.2	36.1	33.3								21.2	18.9	16.1							9.9	8.6			170
175				37.2	34.7	32								20.3	17.8	15.2								8.1	6.1		175
180				36.4	33.3	30.6	27.6								16.8	14.2	10.6							7.6	5.8		180
185				35.6	32	29.3	27.3								15.8	13.3	10.4							7.1	5.4		185
190				34.9	31.2	28.1	26								15	12.5	9.8						6.7	5			190
195					30.4	26.9	24.8	22.2							14.4	11.7	9.2	7							4.6		195
200					29.7	25.8	23.7	21.5							13.8	11	8.7	6.6							4.2		200
205					29	24.8	22.6	20.3	18.3							10.5	8.2	6.1	3.7						3.8		205
210						24.1	21.6	19.3	18.3							10.2	7.7	5.6	3.7						3.6		210
215						23.5	20.6	18.3	17.2							9.8	7.2	5.2	3.3						3.3		215
220						22.9	19.8	17.3	16.2	14.3						9.5	6.8	4.7	2.9								220
225						22.4	19.2	16.4	15.3	13.9							6.4	4.3	2.5								225
230						21.8	18.6	15.5	14.5	13							6.1	3.9									230
235						21.3	18.1	14.6	13.8	12.1	10.1							5.7	3.5								235
240							17.6	14	13	11.5	9.7							5.5	3.3								240
245							17	13.5	12.3	10.9	9.1							5.2	3								245
250							16.5	13.1	11.6	10.4	8.6								2.8								250
255							16.1	12.8	10.9	9.8	8.1								2.6								255
260								12.4	10.4	9.4	7.6								2.3								260
265								12.1	10.1	8.9	7.1																265
270								11.8	9.9	8.5	6.7																270
275								11.4	9.6	8.1	6.2																275
280								11.1	9.4	7.7	5.8																280
285									9.1	7.3	5.4																285
290									8.9	7	5																290
295									8.7	6.7	4.7																295
300									8.5	6.6	4.4																300
305										6.4	4.1																305
310										6.3	3.8																310
315										6.1	3.5																315
320										6	3.2																320
325										5.9	3																325
330											2.9																330
340											2.8																340

* adapter · pièce d'adaptateur



Lifting capacities on the luffing lattice fly jib with guyed telescopic boom
Forces de levage à la fléchette treillis relevable avec flèche télescopique haubanée

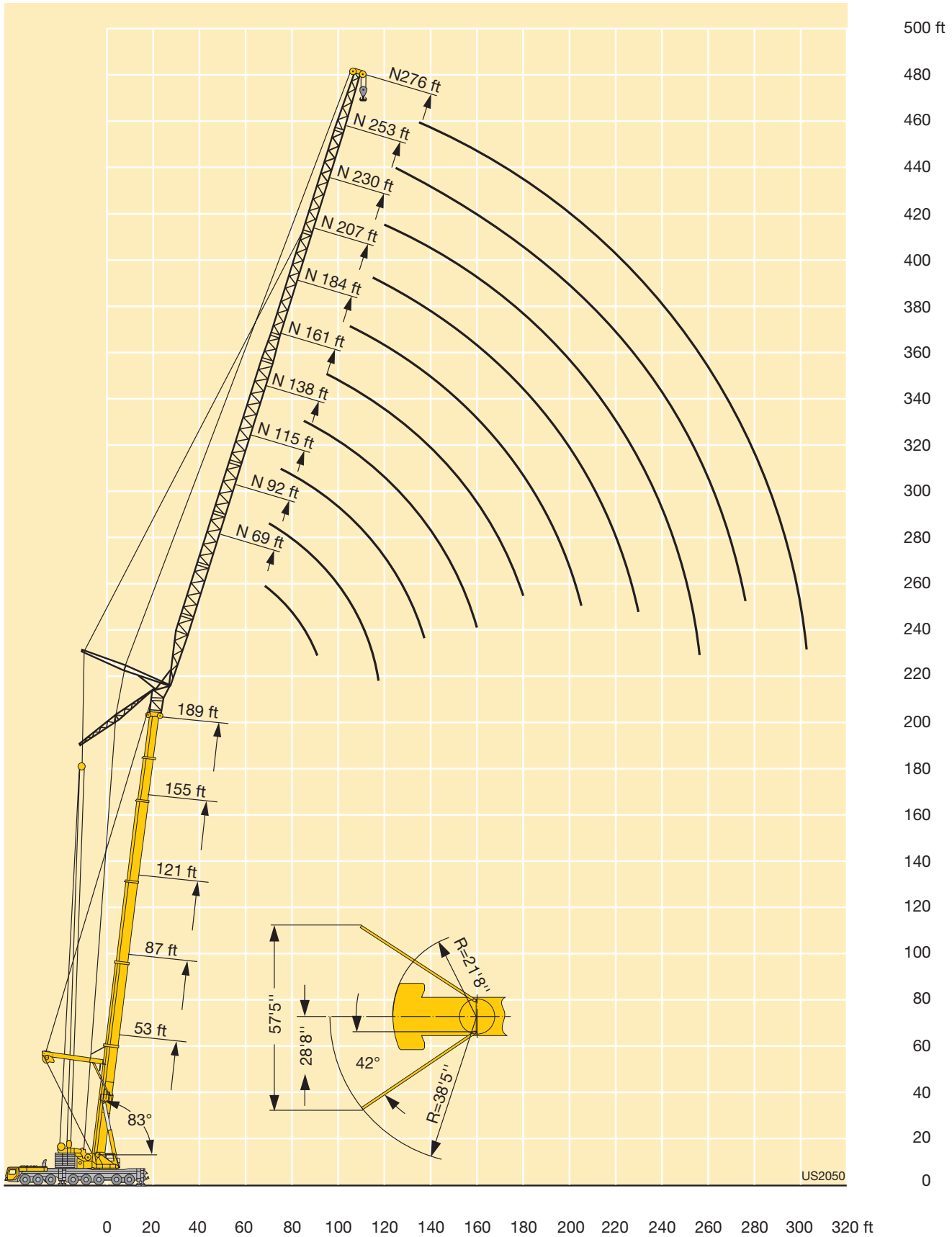
TY3N



ft	189 ft + 13 ft*										223 ft + 13 ft*							258 ft + 13 ft*					ft			
	69 ft	92 ft	115 ft	138 ft	161 ft	184 ft	207 ft	230 ft	253 ft	276 ft	69 ft	92 ft	115 ft	138 ft	161 ft	184 ft	207 ft	230 ft	69 ft	92 ft	115 ft	138 ft		161 ft	184 ft	
65	129										96								59.5							65
70	123	116																								70
75	117	113	102								93.5	80.5							59.5							75
80	111	107	102								89.5	79.5							58.8							80
85	106	102	98	87.5							85.5	76.5	69.5						56.1	45.6						85
90	101	98	94.5	85							82	73	67						53.6	45.6						90
95		93.5	91	82.5	70.5						78.5	70.5	64.5	56.4					51.2	44.4	37.9					95
100		89.5	87	80	70							67.5	62	55.8	46.9					42.6	37.3	31.4				100
105		85.5	83.5	77.5	69	56.4						65	59.8	53.9	46.9					40.9	35.7	31.4				105
110		81.5	80	75.5	67	56.3						62.5	57.7	52.1	45.8					39.2	34.2	30				110
115		77.5	77	73.5	65	56.1	42						60.5	55.7	50.4	44.4	34.2			37.6	32.8	28.7	22.1			115
120			74	71.5	63.5	55.7	42.1	31.3						53.9	48.8	43.1	34.5	23.2		36.1	31.5	27.5	21.7	11.4		120
125			71	69	61.5	55	42.2	31.4	23.7					52.1	47.3	41.7	34.6	23.5			30.2	26.4	20.7	11.3		125
130			68	66.5	60	53.8	42.2	31.4	23.8					50.5	45.8	40.4	33.9	23.5			29.1	25.3	19.8	10.7		130
135			65	64.5	58.6	52.6	42.2	31.4	23.8	17.6				48.9	44.4	39.2	33	23.5	16		28	24.3	18.9	10.1		135
140				62	57	51.4	42.2	31.4	23.8	17.6				47.4	43.2	38.1	32.1	23.5	16		26.9	23.3	18.1	9.5		140
145				59.6	55.2	50.2	42.2	31.4	23.8	17.6					41.9	37	31.1	23.4	15.9			22.3	17.3	9		145
150				57.3	53.3	49.1	42.2	31.4	23.8	17.6					40.8	35.9	30.2	22.8	15.4			21.4	16.5	8.5		150
155				54.8	51.4	48	41.5	31.4	23.8	17.6					39.7	34.9	29.3	22	14.6			20.6	15.8	8		155
160				52.1	49.7	46.9	40.5	31.4	23.8	17.6					38.5	34	28.3	21	13.9			19.7	15.1	7.5		160
165					47.9	45.7	39.4	31.4	23.8	17.6						33.1	27.3	20.1	13.2			18.9	14.5	7		165
170					46.3	44.3	38.1	31.4	23.8	17.6						32.3	26.3	19.2	12.5			18.2	13.8	6.6		170
175					44.9	42.8	36.8	30.7	23.8	17.6						31.4	25.3	18.4	11.8				13.2	6.2		175
180					43.6	41.4	35.5	29.7	23.8	17.6						30.6	24.4	17.6	11.2				12.7	5.8		180
185						40.1	34.3	28.6	23.8	17.6						29.7	23.4	16.8	10.5				12.2	5.4		185
190						38.8	33.2	27.6	23.8	17.6						28.8	22.5	16.1	10				11.7	5		190
195						37.6	32.1	26.6	23	17.6							21.7	15.4	9.5					4.7		195
200						36.5	31	25.6	22.2	17.3							20.9	14.8	9					4.4		200
205						35.2	29.9	24.6	21.3	16.7							20.1	14.1	8.6					4.1		205
210							28.9	23.7	20.5	16								13.5	8.2					3.9		210
215							28	22.8	19.7	15.3								12.9	7.9					3.6		215
220							27.1	22	18.9	14.7								12.3	7.5							220
225							26.4	21.1	18.1	14.1								11.8	7.1							225
230								20.3	17.3	13.5								11.4	6.8							230
235								19.6	16.6	12.9								11	6.4							235
240								18.9	15.9	12.3									6.1							240
245								18.3	15.2	11.8									5.8							245
250								17.8	14.5	11.2									5.5							250
255								17.3	14	10.7									5.3							255
260									13.4	10.2																260
265									12.9	9.7																265
270									12.5	9.3																270
275									12.2	8.9																275
280										8.6																280
285										8.3																285
290										8																290
295										7.7																295
300										7.5																300

* adapter - pièce d'adaptateur

TAB 231258



Lifting capacities on the luffing lattice fly jib with guyed telescopic boom

Forces de levage à la fléchette treillis relevable avec flèche télescopique haubanée

TY3N



ft	121 ft + 13 ft*										155 ft + 13 ft*										ft			
	69 ft	92 ft	115 ft	138 ft	161 ft	184 ft	207 ft	230 ft	253 ft	276 ft	299 ft	69 ft	92 ft	115 ft	138 ft	161 ft	184 ft	207 ft	230 ft	253 ft		276 ft	299 ft	
75	127																							75
80	125																							80
85	117	115										106												85
90	110	108										100												90
95	104	102										94												95
100	98	96	94									88.5	86											100
105		90.5	89									83.5	81.5											105
110		86	84	81.5								79.5	77	74										110
115		81.5	80	78.5									73	71.5										115
120		77.5	76	74.5	73								69.5	68	66.5									120
125			72.5	71	69.5								66	64.5	63.5									125
130			69	67.5	66.5	64.5							63	61.5	60	57.5								130
135			66	64.5	63	62							60.5	58.7	57.4	55.4								135
140			63	62	60.5	59.2	57.7							56.1	54.8	52.8	49.5							140
145			60.5	59.1	57.7	56.5	55.1							53.6	52.4	50.4	49.2							145
150			57.8	56.6	55.2	54.1	52.6	50.4						51.3	50.1	48.2	47	45						150
155				54.3	52.9	51.8	50.4	49.2						49.2	48	46.1	44.9	43.3						155
160				52.1	50.8	49.6	48.2	47.4	44					46	44.1	43	41.4	39.1						160
165				50.1	48.7	47.6	46.2	45.4	43.6					44.2	42.3	41.1	39.6	38.8						165
170				48.2	46.8	45.7	44.3	43.5	41.9	32.7				42.4	40.6	39.4	37.9	37.1						170
175				45	43.9	42.6	41.8	40.2	32.1					40.8	38.9	37.8	36.3	35.5	33.2					175
180				43.3	42.2	40.9	40.1	38.5	31.5	27				39.2	37.4	36.3	34.8	34	32.4					180
185				41.7	40.6	39.3	38.5	36.9	30.9	26.9					36	34.8	33.4	32.6	31					185
190				40.2	39.1	37.8	37	35.4	30.3	26.4					34.6	33.5	32	31.3	29.6	28.2				190
195				38.8	37.7	36.4	35.6	34	29.7	26					33.3	32.2	30.7	30	28.4	27	23.8			195
200					36.3	35	34.2	32.7	29.2	25.6					32.1	31	29.5	28.8	27.2	25.8	23.3			200
205					35	33.8	32.9	31.4	28.6	25.2						29.8	28.4	27.6	26	24.6	22.4			205
210					33.8	32.5	31.7	30.2	28.1	24.8						28.6	27.3	26.5	24.9	23.5	21.5			210
215					32.6	31.4	30.5	29	27.6	24.4						27.6	26.2	25.5	23.9	22.5	20.6			215
220						30.3	29.4	27.9	26.7	24						26.6	25.2	24.5	22.9	21.6	19.7			220
225						29.2	28.4	26.9	25.6	23.7						25.6	24.3	23.5	21.9	20.6	18.9			225
230						28.2	27.4	25.9	24.6	23.3							23.3	22.5	21	19.7	18.1			230
235						27.2	26.4	24.9	23.6	22.3							22.5	21.7	20.1	18.8	17.3			235
240						26.3	25.5	24	22.7	21.4							21.6	20.8	19.3	18	16.7			240
245							24.6	23.1	21.9	20.6							20	18.5	17.2	16				245
250							23.7	22.2	21	19.7														250
255							22.9	21.4	20.2	18.9								18.5	17	15.7	14.9			255
260							22.1	20.6	19.4	18.1								17.8	16.3	15	14.3			260
265								19.9	18.7	17.4								17.1	15.6	14.3	13.7			265
270								19.1	17.9	16.7								16.5	15	13.7	13.1			270
275								18.5	17.3	16								15.8	14.3	13.1	12.4			275
280								17.8	16.6	15.3														280
285								17.1	15.9	14.7														285
290									15.3	14.1														290
295									14.7	13.5														295
300									14.2	12.9														300
305									13.6	12.4														305
310										11.9														310
315										11.6														315
320										11.2														320
325										10.8														325
330																								330
340																								340

* adapter - pièce d'adaptateur

TAB 231261

Lifting capacities on the luffing lattice fly jib with guyed telescopic boom

Forces de levage à la fléchette treillis relevable avec flèche télescopique haubanée

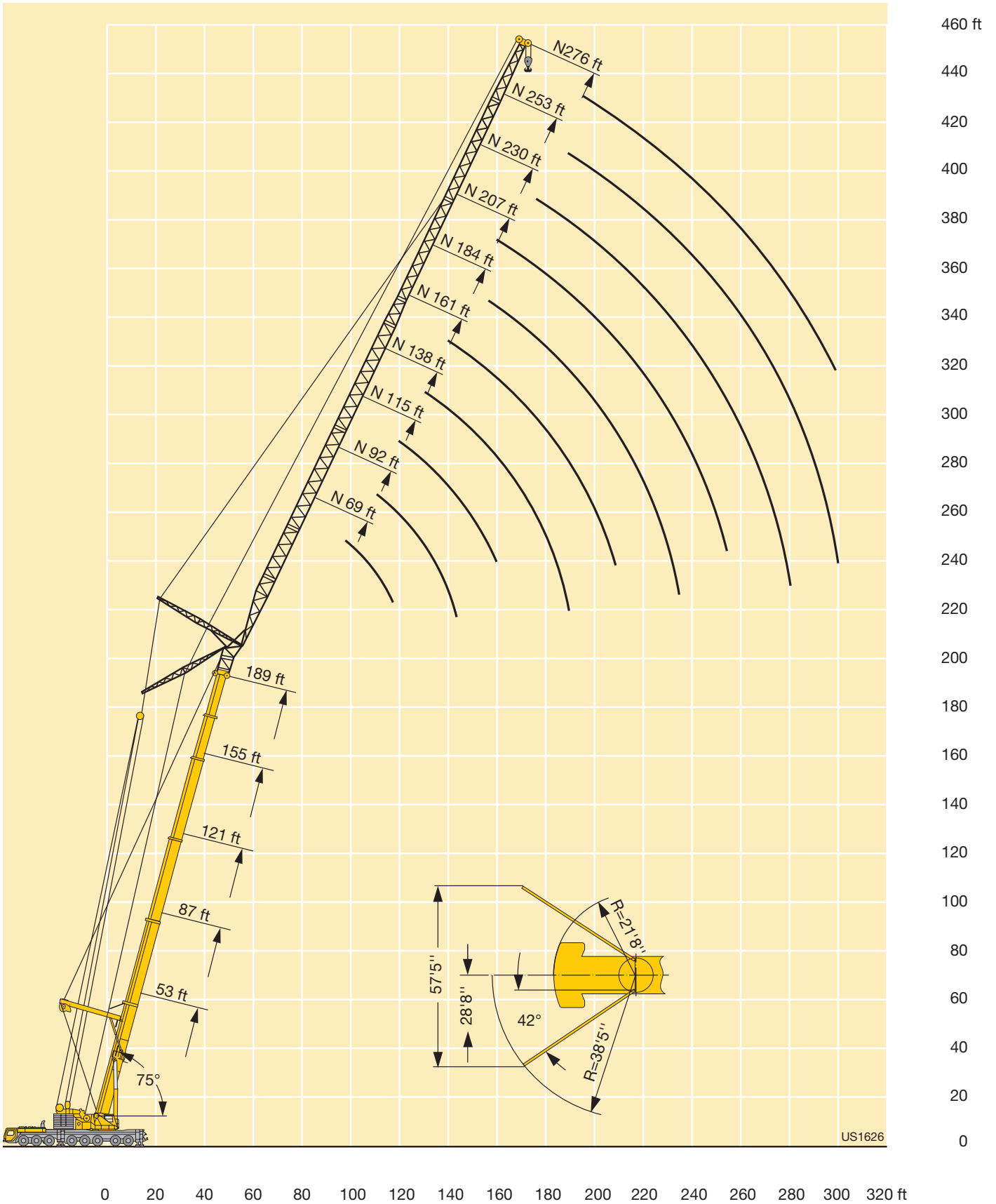
TY3N



ft	189 ft + 13 ft*										223 ft + 13 ft*						258 ft + 13 ft*					ft		
	69 ft	92 ft	115 ft	138 ft	161 ft	184 ft	207 ft	230 ft	253 ft	276 ft	69 ft	92 ft	115 ft	138 ft	161 ft	184 ft	207 ft	69 ft	92 ft	115 ft	138 ft		161 ft	
100	81																							100
105	76.5																							105
110	72.5	69.5								63.5														110
115	69	67								61.5														115
120		64	58.6							59	50.9							36.6						120
125		60.5	58.4							56.6	50.8							36.5						125
130		57.8	55.6	53.7						54.1	48.9							35.2						130
135		55.2	53	51.8							47.1	42.8						33.8	26.7					135
140		52.8	50.6	49.4	45.4						45.3	42.1						26.3						140
145			48.3	47.1	45.1						43.7	40.5						25.3						145
150			46.2	45.1	43.1						42.2	38.9	35.2					24.3	20.4					150
155			44.3	43.1	41.1	39						37.4	34	29.4				23.3	19.7					155
160			42.5	41.3	39.4	38.2	31.4					36	32.7	28.8				22.4	18.8	14.2				160
165				39.6	37.7	36.5	31.2					34.7	31.3	27.7					18	14				165
170				38	36.1	34.9	29.9					33.4	30.2	26.5	18.6				17.1	13.3	7.6			170
175				36.5	34.6	33.4	28.7	22.5				32.1	29	25.4	17.8	9.9			16.3	12.5	7.2			175
180				35	33.2	32	27.5	22					28	24.4	16.9	9.6			15.5	11.9	6.8			180
185				33.6	31.8	30.7	26.3	20.9						26.9	23.5	16	9.1			11.3	6.4			185
190				32.3	30.5	29.4	25.2	20	16					25.9	22.6	15.1	8.6			10.9	6			190
195					29.3	28.3	24.2	19	15.3	10.5				24.9	21.7	14.4	8.1			10.4	5.6			195
200					28.2	27.1	23.2	18.1	14.5	10.2					20.8	13.7	7.7			9.9	5.2			200
205					27.1	26	22.3	17.2	13.8	9.6					20	13.1	7.2			9.5	4.9			205
210						25	21.4	16.4	13	9.2					19.2	12.6	6.8				4.5			210
215						24	20.6	15.8	12.3	8.6					18.4	12	6.4				4.2			215
220						23.1	19.8	15.1	11.6	8.2					17.7	11.5	6				3.9			220
225						22.2	19	14.5	11	7.7						10.9	5.6				3.6			225
230						21.3	18.2	13.9	10.6	7.3						10.4	5.2							230
235						20.5	17.4	13.2	10.1	6.8						9.9	4.9							235
240							16.7	12.7	9.7	6.4						9.5	4.6							240
245							16	12.1	9.2	6.1							4.2							245
250							15.4	11.5	8.8	5.7							3.9							250
255							14.9	11	8.4	5.3							3.5							255
260								10.4	8	5							3.3							260
265								10	7.6	4.6							3							265
270									9.6	4.3														270
275									9.3	4														275
280									8.9	3.7														280
285										3.4														285
290										3														290
295										2.8														295
300										2.5														300

* adapter - pièce d'adaptateur

TAB 231261



Lifting capacities on the luffing lattice fly jib with guyed telescopic boom

Forces de levage à la fléchette treillis relevable avec flèche télescopique haubanée

TY3N



ft	121 ft + 13 ft*											155 ft + 13 ft*											ft		
	69 ft	92 ft	115 ft	138 ft	161 ft	184 ft	207 ft	230 ft	253 ft	276 ft	299 ft	69 ft	92 ft	115 ft	138 ft	161 ft	184 ft	207 ft	230 ft	253 ft	276 ft	299 ft			
100	80																							100	
105	80																								105
110	75.5																								110
115	72	67.5																							115
120		66										58													120
125		63										55.2													125
130		60	57.5									52.6	49.7												130
135		57.4	55.6										48												135
140		54.8	53.1	49.7									45.8												140
145			50.7	49.4									43.7	41.9											145
150			48.6	47.2									41.8	40.1											150
155			46.6	45.2	42.8								40.1	38.3											155
160			44.7	43.4	41.9								36.7	35.4											160
165				41.6	40.1								35.1	33.8											165
170				39.9	38.4	37							33.6	32.3	30.1										170
175				38.3	36.9	35.6							32.3	31	29										175
180				36.9	35.4	34.2	31.7							29.7	27.7	25.5									180
185				35.5	34	32.8	31.3							28.5	26.5	25.2									185
190				34.1	32.7	31.5	30							27.3	25.3	24.1									190
195					31.4	30.3	28.8	27.5						26.2	24.3	23	21.1								195
200					30.2	29.1	27.6	26.8						25.1	23.3	22	20.5								200
205					29.1	27.9	26.5	25.7	23						22.3	21.1	19.5								205
210						26.9	25.5	24.6	23						21.3	20.2	18.6								210
215						25.8	24.5	23.6	22						20.5	19.3	17.8	16.7							215
220						24.9	23.5	22.7	21.1	19.2					19.7	18.4	16.9	16.1							220
225						23.9	22.6	21.7	20.2	18.8					17.7	16.2	15.3	13							225
230						23	21.7	20.8	19.3	18					16.9	15.4	14.6	13							230
235						22.2	20.9	20	18.5	17.1	15.6				16.2	14.7	13.9	12.3							235
240							20.1	19.2	17.7	16.4	15				15.5	14	13.2	11.7	10.4						240
245							19.3	18.4	16.9	15.6	14.2				14.8	13.4	12.6	11.3	10.2						245
250							18.6	17.7	16.2	14.9	13.5					12.8	12	10.8	9.7						250
255							17.9	17	15.5	14.2	12.8					12.2	11.6	10.3	9.3	8.6					255
260								16.3	14.8	13.5	12.2					11.8	11.1	9.9	8.9	8.2					260
265								15.7	14.1	12.9	11.7					11.4	10.7	9.5	8.4	7.7					265
270								15	13.5	12.3	11.2						10.3	9.1	8	7.3					270
275								14.4	12.9	11.8	10.8						9.9	8.7	7.6	6.8					275
280								13.8	12.4	11.4	10.3						9.5	8.3	7.2	6.4					280
285									11.9	10.9	9.9						9.1	7.9	6.8	6					285
290									11.5	10.5	9.5						8.8	7.6	6.4	5.5					290
295									11.1	10.1	9.1						8.4	7.2	6	5.1					295
300									10.7	9.7	8.7							6.9	5.7	4.8					300
305										9.4	8.4							6.6	5.3	4.4					305
310										9	8							6.3	4.9	4					310
315										8.7	7.7								4.6	3.7					315
320										8.3	7.3								4.3	3.3					320
325										8	7								4	3					325
330											6.7								3.7						330
340											6.1								3.1						340

* adapter · pièce d'adaptateur

TAB 231264

Lifting capacities on the luffing lattice fly jib with guyed telescopic boom

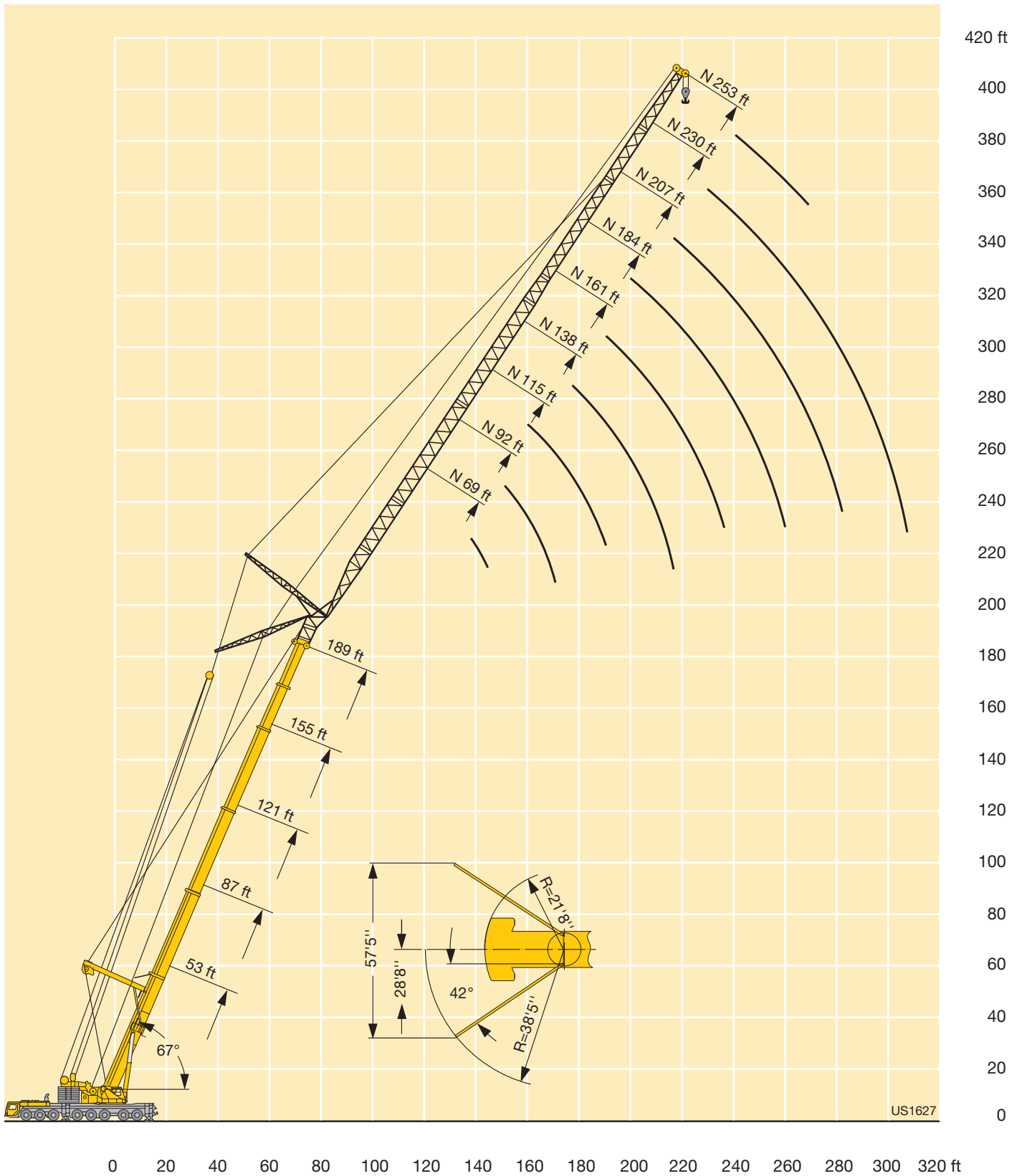
Forces de levage à la fléchette treillis relevable avec flèche télescopique haubanée

TY3N



ft	189 ft + 13 ft*									223 ft + 13 ft*						258 ft + 13 ft*			ft
	69 ft	92 ft	115 ft	138 ft	161 ft	184 ft	207 ft	230 ft	253 ft	69 ft	92 ft	115 ft	138 ft	161 ft	184 ft	69 ft	92 ft	115 ft	
135	41.9																		135
140	41																		140
150		35.3								30.8									150
155		34.1								29.7									155
160		32.6	29.2							25.6									160
165		31.1	28.9							25.4									165
170		29.8	27.6							24.2						20.8			170
175			26.4	24.7						23.2						20.1			175
180			25.3	24.1						22.1	19.2						12.6		180
185			24.2	23						19							12.5		185
190			23.2	22	19.9					18.1							12		190
195				21	19					17.2	15.7						11.5	6.9	195
200				20.1	18.1	16.3				16.4	15.3							6.7	200
205				19.2	17.3	16.1					14.5	10.7						6.4	205
210				18.4	16.5	15.3					13.8	10.7						6	210
215				17.6	15.7	14.5	12.5				13.1	10.3						5.7	215
220					15	13.8	12.2				12.5	9.8	4.2					5.5	220
225					14.3	13.1	11.7	7.9			12	9.4	4.1						225
230					13.6	12.4	11.2	7.9				9	3.8						230
235					13	11.9	10.7	7.5				8.6	3.4						235
240						11.5	10.3	7	4.2			8.2	3.1						240
245						11	9.8	6.6	4.1			7.9	2.8						245
250						10.6	9.4	6.3	3.7				2.6						250
255						10.2	9	5.9	3.4				2.3						255
260						9.8	8.7	5.5	3.1										260
265							8.3	5.1	2.8										265
270							7.9	4.8	2.4										270
275							7.5	4.5	2.2										275
280							7.1	4.1											280
285								3.8											285
290								3.5											290
295								3.3											295
300								3											300
305								2.7											305


* adapter · pièce d'adaptateur



Lifting capacities on the luffing lattice fly jib with guyed telescopic boom and spacer

Forces de levage à la fléchette treillis relevable avec flèche télescopique haubanée et haubanage S

TY3SN



ft	121 ft + 13 ft*											155 ft + 13 ft*											ft	
	69 ft	92 ft	115 ft	138 ft	161 ft	184 ft	207 ft	230 ft	253 ft	276 ft	299 ft	69 ft	92 ft	115 ft	138 ft	161 ft	184 ft	207 ft	230 ft	253 ft	276 ft	299 ft		
50	199											181											50	
55	194	179										179											55	
60	183	177										167	163										60	
65	173	168	163									156	155	147									65	
70	164	160	156	149								147	145	143	129								70	
75	154	152	149	146	133							139	137	136	128								75	
80	145	144	142	139	132							132	129	129	124	112							80	
85	134	137	135	133	127	102						127	122	122	119	109	91						85	
90		131	129	127	122	100						117	115	114	106	90.5							90	
95		124	124	122	117	98.5	86					111	109	109	103	89	75.5						95	
100		118	118	116	112	96.5	85.5	64.5				107	104	103	100	88	75						100	
105			112	111	108	94.5	84.5	62.5	57.2					100	98	96.5	87	74	58.6				105	
110			107	105	104	92.5	83.5	61	56.4					102	100	98	96.5	87	74	58.6			110	
115			102	100	99	90.5	82.5	59.3	55.2	41.8					95.5	93.5	92.5	85	73.5	57.6	50		115	
120			97	95.5	94	88.5	81.5	57.8	53.9	41.4	34.3				91.5	89.5	88.5	83	72.5	56.2	49.9	39.5	120	
125			92.5	91	89.5	87	80	56.3	52.7	40.3	34.2				87	86	84	81	72	55	49.7	39.4	125	
130			86	87	85.5	84	79	54.9	51.5	39.3	33.5				83	82	80.5	78	70.5	53.7	49.5	38.4	31.4	130
135				83	82	81	78	53.6	50.4	38.3	32.7				79.5	78.5	77	75	68.5	52.6	49.3	37.5	31.3	135
140				80	78.5	77.5	76	52.3	49.4	37.4	32				75	74	72	66	51.4	48.9	36.6	30.9	140	
145				76.5	75	74	73.5	51	48.3	36.4	31.4				72	71	69.5	63.5	50.4	48.3	35.8	30.3	145	
150				73	72	71	70.5	49.8	47.4	35.6	30.7				69	68	67	61.5	49.3	47.3	35	29.7	150	
155					69.5	68.5	67.5	48.7	46.4	34.7	30.1				66.5	65.5	64.5	59	48.3	46.3	34.2	29.1	155	
160					66.5	65.5	65	47.6	45.4	33.9	29.5				63	62	57	47.3	45.3	33.5	28.6	160		
165					64.5	63	62.5	46.5	44.5	33.1	29				60.5	59.4	55.1	46.4	44.4	32.8	28.1	165		
170					62	61	60	45.6	43.7	32.4	28.4				58.2	57.2	53.4	45.5	43.5	32.1	27.5	170		
175					56.6	58.7	58	44.7	42.8	31.6	27.9				56.1	55.1	51.8	44.6	42.6	31.4	27.1	175		
180						56.6	55.9	43.9	42	30.9	27.3				54.1	53.1	50.2	43.8	41.8	30.7	26.6	180		
185						54.6	53.9	43.1	41.3	30.2	26.8					51.3	48.7	43	40.9	30.1	26.1	185		
190						52.8	52.1	42.3	40.6	29.5	26.3					49.5	47.3	42.3	40	29.4	25.7	190		
195						48.8	50.3	41.5	40	28.9	25.8					47.8	45.8	41.2	38.8	28.8	25.2	195		
200							48.7	40.8	39.4	28.4	25.3					46.2	44.5	40	37.6	28.2	24.8	200		
205							47.1	40.1	38.8	27.9	24.9						43.2	38.9	36.5	27.7	24.4	205		
210							45.6	39.4	38.1	27.4	24.5						42	37.7	35.4	27.2	24	210		
215							42.3	38.7	37.6	26.9	24.1						40.7	36.5	34.4	26.8	23.6	215		
220							37.7	38.2	37	26.4	23.7						39.4	35.5	33.3	26.3	23.2	220		
225								37.7	36.5	26	23.3						38.1	34.5	32.3	25.9	22.9	225		
230								37.3	35.9	25.5	23							33.7	31.3	25.4	22.5	230		
235								36.3	35.5	25.1	22.6							32.9	30.4	25	22	235		
240								32.8	35.1	24.6	22.3							32.4	29.5	24.6	21.3	240		
245									34.4	24.2	22							32	28.7	24.2	20.5	245		
250									33.4	23.7	21.6									28.1	23.8	19.8	250	
255									32.4	23.4	21.3									27.4	23.4	19.1	255	
260									29.5	23.1	21									27	23	18.4	260	
265									26.1	22.8	20.7									26.6	22.5	17.7	265	
270										22.5	20.4									26	22	17	270	
275										22.4	20.2									24.8	21.4	16.3	275	
280										22.3	20										21	15.7	280	
285										21.4	19.8										20.7	15.2	285	
290											19.6										20.4	14.8	290	
295											19.4										20.1	14.3	295	
300											19.3											13.9	300	
305											18.5											13.5	305	
310											16.8											13.1	310	
315																						13	315	
320																						12.9	320	


* adapter · pièce d'adaptateur

TAB 231403

Lifting capacities on the luffing lattice fly jib with guyed telescopic boom and spacer

Forces de levage à la fléchette treillis relevable avec flèche télescopique haubanée et haubanage S

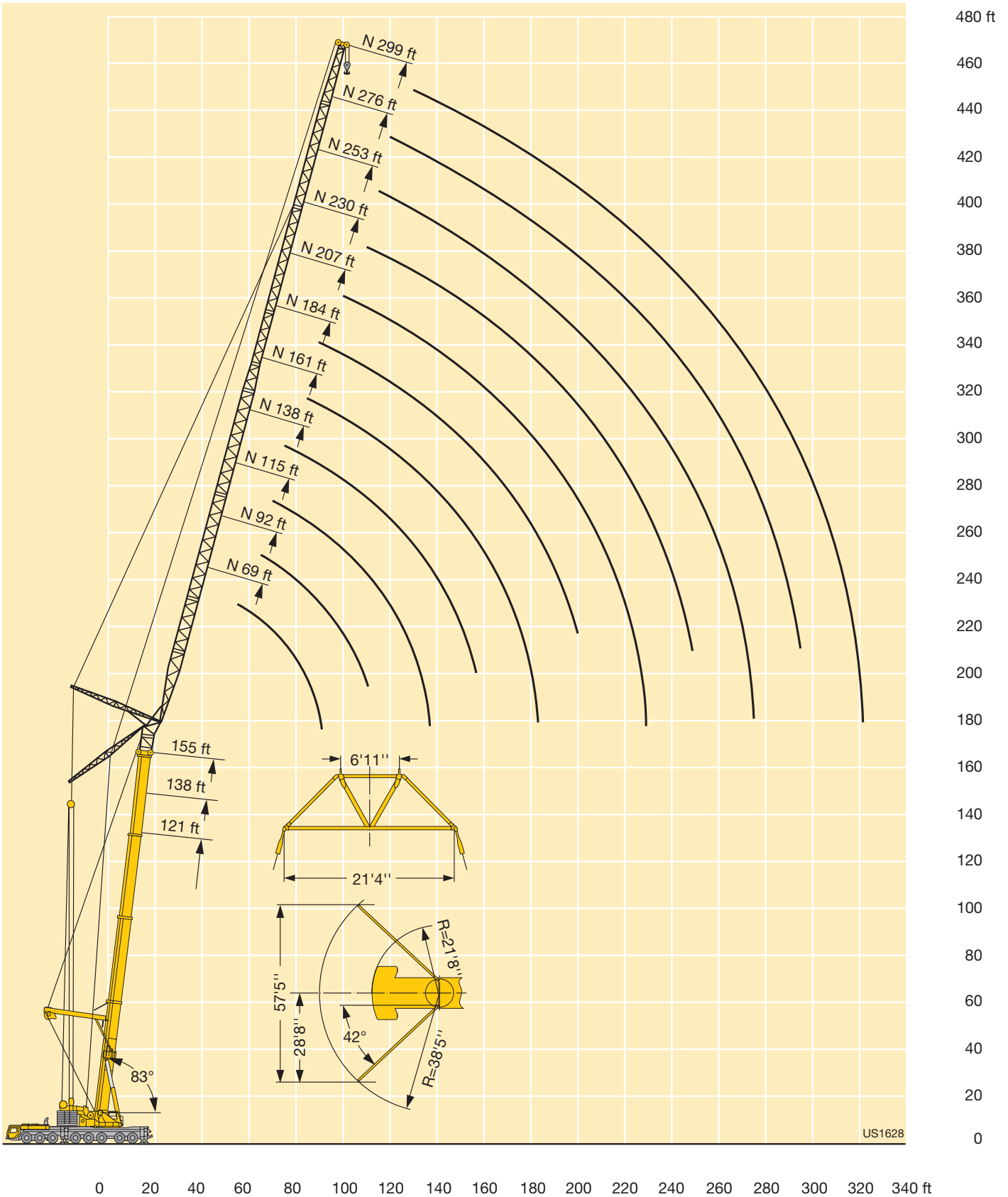
TY3SN



ft	189 ft + 13 ft*										223 ft + 13 ft*							258 ft + 13 ft*						ft	
	69 ft	92 ft	115 ft	138 ft	161 ft	184 ft	207 ft	230 ft	253 ft	276 ft	69 ft	92 ft	115 ft	138 ft	161 ft	184 ft	207 ft	230 ft	69 ft	92 ft	115 ft	138 ft	161 ft		184 ft
65	128																								65
70	122	115									97.5														70
75	116	112	104								95	82.5							61						75
80	110	107	103								90	81.5							60						80
85	105	102	98.5	95.5							85.5	78	73.5						56.7	45.7					85
90	100	97	94	92							82	74	70.5						53.5	45.7					90
95		93	90	88	80.5						78.5	71	67.5	61.5					50.7	44.4	38.3				95
100		88.5	86.5	84.5	79.5	71					67.5	64.5	60.5	53.4					42.2	37.7	32.5				100
105		85	83	81	76.5	71					64.5	61.5	57.9	53.4					40.2	35.9	32.5				105
110		81	79.5	77.5	73.5	68.5	60				62	58.9	55.5	51.3	43.8				38.4	34.3	31				110
115		77	76.5	74.5	71	66	58.6	49.1			59.7	56.4	53.3	49.3	42.5	32.1			36.7	32.8	29.5	22.8			115
120			73.5	71.5	68	63.5	56.7	48.6				54.1	51.1	47.3	40.6	31.5			35.2	31.3	28.1	22.3	9.5		120
125			70.5	69	65	61.5	54.9	47.2	37.6			52.1	49	45.5	38.8	30				29.9	26.8	21.2	9.4		125
130			67.5	66.5	62.5	59.5	53.1	45.4	37.6			50.3	47.1	43.7	37	28.6	18.5			28.6	25.6	20.1	8.9		130
135			64.5	64	59.7	57.4	51.1	43.8	37.3	28.4		48.5	45.3	42	35.3	27.3	17.8			27.4	24.4	19	8.3		135
140				61.5	57.3	55.2	49.1	42.1	36.5	28.4		46.8	43.7	40.4	33.7	26	16.9			26.2	23.3	17.9	7.8		140
145				59.2	55.2	53	47	40.5	35.2	28.4			42.2	38.8	32.2	24.8	16				22.2	16.8	7.3		145
150				56.9	53.2	50.8	45.1	38.8	33.9	27.9			40.8	37.4	30.7	23.6	15.2				21.3	15.9	6.8		150
155				54.5	51.3	48.9	43.2	37.1	32.5	26.8			39.4	36.1	29.3	22.5	14.4				20.3	14.9	6.4		155
160				51.8	49.5	47.1	41.4	35.5	31.1	25.6			38.1	34.9	28	21.4	13.6				19.4	14.1	5.9		160
165					47.8	45.5	39.7	34	29.8	24.4				33.7	26.7	20.4	12.8				18.6	13.4	5.5		165
170					46.1	43.9	38.2	32.5	28.4	23.3				32.5	25.6	19.4	12.1				17.8	12.7	5.1		170
175					44.6	42.4	36.8	31	27.2	22.2				31.3	24.6	18.4	11.4					12	4.7		175
180					43.3	40.9	35.6	29.7	25.9	21.2				30.2	23.5	17.4	10.7					11.4	4.3		180
185						39.5	34.3	28.5	24.7	20.2				29.2	22.6	16.5	10					10.7	4		185
190						38.2	33.1	27.4	23.5	19.2				28.3	21.6	15.6	9.4					10.2	3.6		190
195						37	32	26.3	22.4	18.3					20.7	14.8	8.9						3.3		195
200						35.9	30.8	25.3	21.4	17.3					19.9	13.9	8.4						3		200
205						34.7	29.7	24.3	20.5	16.4					19.2	13.1	7.9						2.6		205
210							28.7	23.3	19.6	15.6						12.3	7.5								210
215							27.7	22.4	18.7	14.9						11.7	7.1								215
220							26.9	21.5	17.9	14.2						11.2	6.6								220
225							26.1	20.6	17	13.6						10.7	6.2								225
230								19.8	16.2	13						10.2	5.8								230
235								19	15.5	12.4						10	5.4								235
240								18.3	14.7	11.8							5.1								240
245								17.7	14.1	11.2							4.8								245
250								17.2	13.5	10.7							4.5								250
255								16.7	12.9	10.2							4.2								255
260									12.4	9.7															260
265									12	9.3															265
270									11.6	8.9															270
275									11.3	8.5															275
280										8.1															280
285										7.8															285
290										7.5															290
295										7.3															295
300										7															300

* adapter · pièce d'adaptateur


TAB 231403



Lifting capacities on the luffing lattice fly jib with guyed telescopic boom and spacer

Forces de levage à la fléchette treillis relevable avec flèche télescopique haubanée et haubanage S

TY3SN



ft	121 ft + 13 ft*										155 ft + 13 ft*										ft			
	69 ft	92 ft	115 ft	138 ft	161 ft	184 ft	207 ft	230 ft	253 ft	276 ft	299 ft	69 ft	92 ft	115 ft	138 ft	161 ft	184 ft	207 ft	230 ft	253 ft		276 ft	299 ft	
75	137																						75	
80	135																							80
85	127	124										115												85
90	119	118										109												90
95	113	111										103												95
100	107	105	103									97	95.5											100
105		99.5	97.5									92	90											105
110		94.5	92.5	89								87.5	85.5	82										110
115		90	88	86									81.5	79										115
120		85.5	84	82	80.5								77.5	75	74									120
125			80	78	76.5								74	71.5	70.5									125
130			76.5	74.5	73	71							70.5	68.5	67	65								130
135			73	71.5	70	68.5							67.5	65.5	64	62.5								135
140			70	68.5	67	65.5	64.5							62.5	61.5	59.8	56.3							140
145			67	65.5	64	62.5	62							59.9	58.6	57.2	56							145
150			64.5	63	61.5	60	59.1	53.4						57.5	56.2	54.8	53.6	51.5						150
155				60.5	58.9	57.6	56.7	52.4						55.2	53.9	52.5	51.3	49.7						155
160				58	56.5	55.3	54.4	51.2	47.5						51.8	50.4	49.2	47.6	44.6					160
165				55.8	54.4	53.1	52.2	50	47.3						49.8	48.4	47.2	45.7	44.3					165
170				53.7	52.3	51.1	50.2	48.7	46.4	34.6					47.9	46.5	45.3	43.8	42.7					170
175					50.4	49.2	48.3	46.9	45.5	33.9					46.1	44.7	43.6	42.1	41.1	38.1				175
180					48.6	47.4	46.5	45.1	44.1	33.2	28.8				44.5	43.1	41.9	40.4	39.6	37.3				180
185					46.8	45.6	44.8	43.4	42.4	32.4	28.7					41.5	40.3	38.9	38.1	35.9				185
190					45.2	44	43.1	41.8	40.8	31.7	28.1				40	38.8	37.4	36.6	34.6	31				190
195					43.7	42.5	41.6	40.2	39.3	31.1	27.6				38.5	37.4	36	35.2	33.3	29.9	23.9			195
200						41	40.2	38.8	37.8	30.4	27				37.2	36.1	34.7	33.9	32.1	28.8	23.3			200
205						39.6	38.8	37.4	36.4	29.7	26.5					34.8	33.4	32.6	30.9	27.7	22.2			205
210						38.3	37.4	36.1	35.1	29.1	26					33.6	32.2	31.4	29.8	26.6	21.3			210
215						37.1	36.2	34.8	33.8	28.6	25.5					32.4	31	30.2	28.7	25.6	20.3			215
220							35	33.6	32.6	28.1	25					31.3	29.9	29.1	27.6	24.5	19.4			220
225							33.8	32.5	31.5	27.6	24.6					30.2	28.9	28.1	26.5	23.6	18.5			225
230							32.7	31.4	30.4	27.2	24.2						27.9	27.1	25.5	22.7	17.6			230
235							31.7	30.3	29.3	26.7	23.9						26.9	26.1	24.5	21.8	16.7			235
240							30.7	29.3	28.3	26.2	23.5						26	25.2	23.6	21	15.9			240
245								28.4	27.4	25.8	23.2						25.1	24.3	22.7	20.2	15.2			245
250								27.4	26.4	25.2	22.8							23.4	21.9	19.5	14.5			250
255								26.6	25.5	24.3	22.5							22.6	21.1	18.7	13.9			255
260								25.7	24.7	23.4	22							21.9	20.3	18	13.3			260
265									23.8	22.6	21.4							21.1	19.6	17.3	12.7			265
270									23	21.8	20.6							20.4	18.8	16.6	12.1			270
275									22.3	21.1	19.8							19.7	18.1	16	11.5			275
280									21.6	20.3	19.1								17.5	15.4	11			280
285									20.9	19.7	18.4								16.9	14.9	10.5			285
290									19	17.7									16.3	14.3	10.1			290
295										18.3	17								15.6	13.8	9.7			295
300										17.7	16.4									13.4	9.4			300
305										17.1	15.8									13	9			305
310											15.2									12.6	8.7			310
315											14.7									12.3	8.4			315
320											14.1									11.9	8.1			320
325											13.6										7.8			325
330																					7.6			330
340																					7.3			340


* adapter · pièce d'adaptateur

TAB 231406

Lifting capacities on the luffing lattice fly jib with guyed telescopic boom and spacer

Forces de levage à la fléchette treillis relevable avec flèche télescopique haubanée et haubanage S

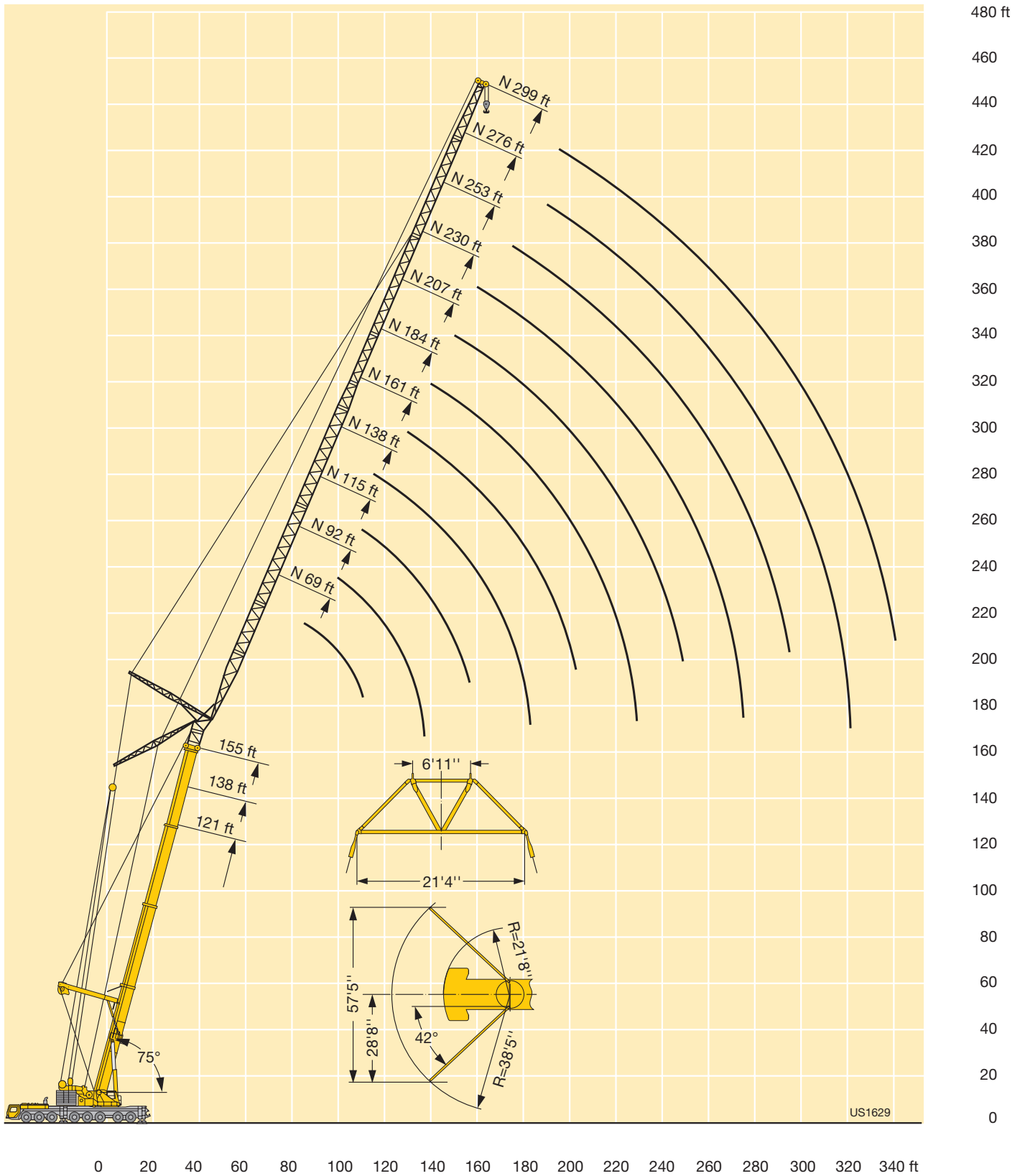
TY3SN



ft	189 ft + 13 ft*								223 ft + 13 ft*							258 ft + 13 ft*					ft				
	69 ft	92 ft	115 ft	138 ft	161 ft	184 ft	207 ft	230 ft	253 ft	276 ft	69 ft	92 ft	115 ft	138 ft	161 ft	184 ft	207 ft	69 ft	92 ft	115 ft		138 ft	161 ft		
100	88																							100	
105	83.5																								105
110	80	76.5								63															110
115	76.5	74								61															115
120		70.5	66							58.8	49.8									35.5					120
125		67	65.5							56.5	49.6									35.4					125
130		64.5	63	56.9						54.3	47.6									34					130
135		62	60	55.2							45.6	41.4								32.6	26.2				135
140		59.3	57.6	52.9	45.9						43.8	40.7									25.8				140
145			55.1	50.8	45.6						42	39									24.7				145
150			52.8	48.8	43.8						40.4	37.4	33.6								23.6	18.5			150
155			50.7	47	42.1	38.8						35.9	32.5	28.1							22.6	17.8			155
160			48.7	45.3	40.4	38.1	31					34.5	31.1	27.5							21.6	16.8	12.1		160
165				43.7	38.8	36.5	30.8					33.2	29.8	26.3								15.9	12		165
170				42.1	37.4	35.1	29.5					31.9	28.6	25.1	16.6							15.1	11.3	5.9	170
175				40.7	36.1	33.6	28.2	21.5				30.7	27.4	24	15.8	8.2						14.3	10.7	5.6	175
180				39.2	34.8	32.3	27	20.9					26.4	23	14.9	7.9						13.5	10.2	5.2	180
185				37.9	33.6	31.1	25.8	19.8					25.3	22	14	7.4							9.6	4.8	185
190				36.8	32.4	30	24.7	18.8	14.7				24.3	21.1	13.1	6.9							9.2	4.4	190
195					31.2	28.9	23.6	17.8	13.9	9.9			23.3	20.2	12.4	6.4							8.7	4	195
200					30.1	27.9	22.6	16.8	13.2	9.5				19.4	11.8	6							8.2	3.7	200
205					29.1	26.8	21.7	15.9	12.4	9				18.5	11.3	5.5							7.8	3.5	205
210						25.8	20.8	15	11.7	8.5				17.7	10.7	5.1								3.2	210
215						24.8	20	14.4	11	8				17	10.3	4.8								2.9	215
220						23.9	19.1	13.7	10.4	7.5				16.2	9.8	4.5								2.7	220
225						23.1	18.3	13.1	9.8	7					9.3	4.2								2.4	225
230						22.3	17.5	12.6	9.3	6.6					8.8	3.8									230
235						21.7	16.7	12	8.9	6.2					8.4	3.6									235
240							16	11.4	8.4	5.8					8	3.3									240
245							15.3	10.9	8	5.4						3									245
250							14.7	10.3	7.6	5.1						2.7									250
255							14.2	9.8	7.2	4.8						2.5									255
260								9.3	6.8	4.5															260
265								8.8	6.4	4.2															265
270								8.5	6	3.9															270
275								8.2	5.6	3.6															275
280								7.9	5.3	3.3															280
285									4.9	3															285
290									4.7	2.8															290
295									4.4	2.5															295
300									4.2	2.2															300

* adapter · pièce d'adaptateur

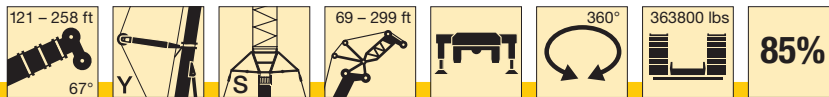
TAB 231406



Lifting capacities on the luffing lattice fly jib with guyed telescopic boom and spacer

Forces de levage à la fléchette treillis relevable avec flèche télescopique haubanée et haubanage S

TY3SN




ft	121 ft + 13 ft*										155 ft + 13 ft*										ft			
	69 ft	92 ft	115 ft	138 ft	161 ft	184 ft	207 ft	230 ft	253 ft	276 ft	299 ft	69 ft	92 ft	115 ft	138 ft	161 ft	184 ft	207 ft	230 ft	253 ft		276 ft	299 ft	
100	87.5																						100	
105	87.5																							105
110	83																							110
115	79	74.5																						115
120		73									64.5													120
125		70									61.5													125
130		66.5	64								58.6	56												130
135		64	62									54.2												135
140		61	59.2	55.2								51.8												140
145			56.7	54.9								49.6	47.3											145
150			54.4	52.6								47.5	45.2											150
155			52.2	50.5	47.8							45.6	43.3											155
160			50.2	48.4	46.8								41.5	40.2										160
165				46.5	44.9								39.8	38.5										165
170				44.7	43.2	41.6							38.2	36.9	35.2									170
175				43.1	41.5	40.2							36.8	35.4	33.9									175
180				41.5	39.9	38.6	36.5							34	32.5	30.2								180
185				40	38.4	37.1	36.1							32.7	31.2	29.9								185
190				38.5	37	35.7	34.7							31.4	29.9	28.6								190
195					35.6	34.4	33.4	31.5						30.2	28.7	27.5	25.4							195
200					34.4	33.1	32.1	30.7						29.1	27.6	26.4	24.7							200
205					33.1	31.9	30.9	29.5	27.3						26.5	25.3	23.7							205
210						30.7	29.7	28.3	27.3						25.5	24.3	22.7							210
215						29.6	28.7	27.2	26.2						24.6	23.3	21.8	20.7						215
220						28.6	27.6	26.2	25.2	23.2					23.6	22.4	20.9	20.1						220
225						27.6	26.6	25.2	24.2	22.8						21.6	20	19.2	16.8					225
230						26.6	25.6	24.2	23.2	21.9						20.7	19.2	18.4	16.7					230
235						25.7	24.7	23.3	22.3	21	19.4					19.9	18.4	17.6	16					235
240							23.9	22.5	21.4	20.1	18.7					19.2	17.7	16.9	15.2	13.4				240
245							23	21.7	20.6	19.3	17.9					18.4	17	16.1	14.5	13.1				245
250							22.2	20.8	19.8	18.5	17.1						16.3	15.4	13.8	12.4				250
255							21.5	20.1	19	17.7	16.4						15.6	14.8	13.2	11.9	9.6			255
260								19.4	18.3	17	15.7						15	14.1	12.6	11.4	9.3			260
265								18.7	17.6	16.3	15						14.4	13.5	12	11	8.8			265
270								18	16.9	15.6	14.3							12.9	11.6	10.5	8.4			270
275								17.4	16.3	15	13.6							12.4	11.1	10.1	8			275
280								16.8	15.6	14.4	13							12	10.7	9.7	7.5			280
285									15	13.8	12.5							11.6	10.3	9.3	7.1			285
290									14.4	13.2	12							11.1	9.9	8.9	6.7			290
295									13.9	12.6	11.5							10.8	9.5	8.5	6.3			295
300									13.3	12.1	11.1								9.2	8.2	5.9			300
305										11.7	10.7								8.8	7.8	5.6			305
310										11.3	10.3								8.5	7.5	5.3			310
315										11	9.9									7.2	5			315
320										10.6	9.6									6.9	4.7			320
325										10.2	9.2									6.6	4.4			325
330											8.9									6.3	4.2			330
340											8.2									5.7	3.6			340
350																					3.1			350

* adapter · pièce d'adaptateur

Lifting capacities on the luffing lattice fly jib with guyed telescopic boom and spacer

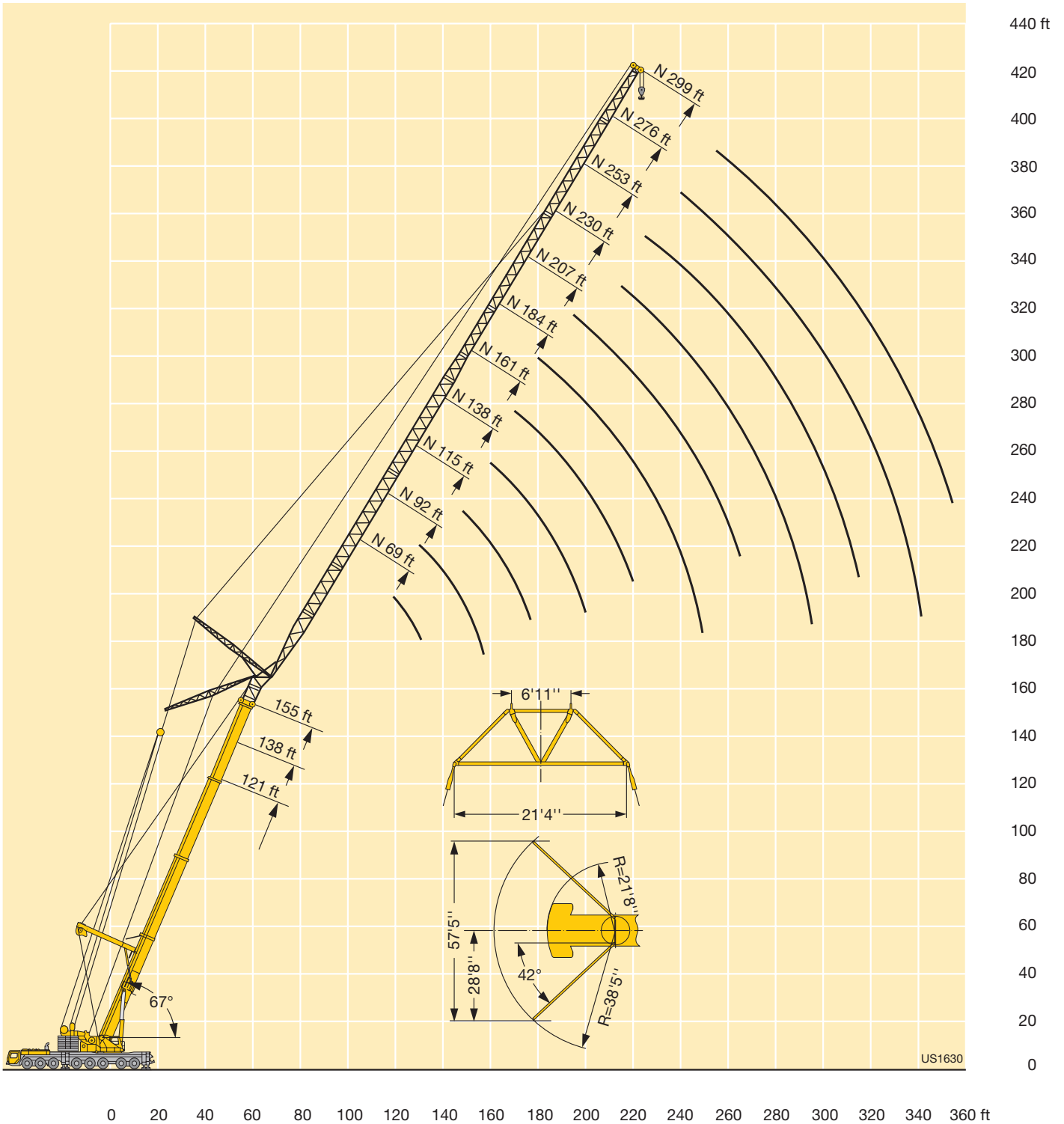
Forces de levage à la fléchette treillis relevable avec flèche télescopique haubanée et haubannage S

TY3SN



ft	189 ft + 13 ft*									223 ft + 13 ft*					258 ft + 13 ft*			ft
	69 ft	92 ft	115 ft	138 ft	161 ft	184 ft	207 ft	230 ft	253 ft	69 ft	92 ft	115 ft	138 ft	161 ft	69 ft	92 ft	115 ft	
135	47.9																	135
140	47																	140
145																		145
150		40.4								36.4								150
155		39								35.2								155
160		37.4	34.4								25.8							160
165		35.8	34.1								25.6							165
170		34.4	32.7								24.5							170
175			31.3	28.9							23.5				19.9			175
180			30	28.2							22.5	18.9			19.1			180
185			28.8	27.1								18.7				10.4		185
190			27.7	26	24.4							17.8				10.3		190
195				24.9	23.4							17.1	13.3			9.9	4.6	195
200				23.9	22.4	19.5						16.3	12.9			9.5	4.4	200
205				22.9	21.5	19.3							12.2	9.1			4.2	205
210				22	20.6	18.4							11.7	9.1			3.9	210
215				21.2	19.7	17.5	12.4						11.1	8.6			3.6	215
220					18.9	16.7	12						10.6	8.2			3.3	220
225					18.1	15.9	11.4	6.6					10.2	7.8				225
230					17.4	15.1	10.9	6.6						7.4				230
235					16.7	14.4	10.3	6.2						7				235
240						13.8	9.8	5.8	3.1					6.7				240
245						13.2	9.3	5.5	3					6.3				245
250						12.6	8.9	5.1	2.7									250
255						12.1	8.5	4.8	2.5									255
260						11.7	8.1	4.4	2.3									260
265							7.7	4.1										265
270							7.3	3.8										270
275							7	3.5										275
280							6.7	3.2										280
285								2.9										285
290								2.6										290
295								2.3										295

* adapter - pièce d'adaptateur



Lifting capacities on the hydraulically variable lattice fly jib

Forces de levage à la flèche treillis fixe à variation hydraulique

TNZF



ft	53 ft + 7 ft*																		ft	
	20 ft**			46 ft			69 ft			92 ft			115 ft			138 ft		161 ft		184 ft
	0°	20°	40°	0°	20°	40°	0°	20°	40°	0°	20°	40°	0°	20°	40°	0°	20°	0°		0°
13	300																			13
14	288																			14
15	275																			15
16	263			178																16
17	252			174																17
18	242	152		168			122													18
20	222	150		156			121													20
22	205	143		145			114			89.5										22
24	190	136		135			107			87										24
26	179	130	93.5	126			101			82			68							26
28	169	124	91	117			95			78			65.5		54.2					28
30	161	118	88.5	108			89.5			74			62		53.6					30
32	153	114	86	102	71.5		84.5			70			59.3		51.2		41.3			32
34	145	110	83.5	97	70		80			67			56.7		49.1		40.3			34
36	139	106	81.5	93	67.5		75.5			63.5			54.2		47.1		38.7			36
38	132	102	79.5	88.5	64.5		71.5			60.5			51.8		45.1		37.1	29.8		38
40	125	99	78	84.5	62		67.5			57.5			49.5		43.2		35.5	29.5		40
45	111	91	74	76	56.7	46.3	61	44.8		51.5			44.4		39.1		32.3	26.7		45
50	98	84	70.5	68.5	52.4	44	55.6	41.8		46.6			40		35.4		29.4	24.3		50
55	88.5	78	67.5	61.5	48.6	41.3	50.6	38.4		42.5	31.7		36.4		32.1		26.7	22.2		55
60	81	73.5		55.1	45.2	39	46.1	35.4		38.9	29.1		33.5		29.2		24.3	20.2		60
65	74.5	70		49.1	42.1	37.1	41.9	32.9	28.3	35.7	26.8		31	23.9	26.9		22.1	18.3		65
70	69.5	67		44.7	39.2	35.4	38	30.8	26.9	32.8	24.8		28.6	22.3	25.1		20.3	16.6		70
75				41.2	36.8	33.9	34.4	28.8	25.4	30	23		26.4	20.6	23.4	16.6	18.8	15.2		75
80				38.3	34.8	32.6	31	27	24	27.4	21.5	18.5	24.3	19	21.8	16.3	17.5	13.9		80
85				35.6	32.9	31.6	28.2	25.3	22.9	24.9	20.1	17.5	22.3	17.5	20.2	15.1	16.3	12.8		85
90				33.3	31.6		26.2	23.6	21.9	22.6	18.9	16.5	20.5	16.3	18.7	13.9	15.1	11.9		90
95				31.3	30.5		24.5	22.3	20.9	20.5	17.7	15.5	18.8	15.2	17.3	12.9	14.1	11		95
100							22.9	21.1	20	18.6	16.6	14.7	17.1	14.3	11.6	16	11.9	13.1	10.1	100
105							21.3	20	19.3	17.2	15.5	14	15.5	13.5	11	14.7	11.1	12.1	9.3	105
110							20	19.1	18.8	16.2	14.5	13.4	13.9	12.7	10.4	13.4	10.4	11.2	8.5	110
115							18.9	18.4		15.1	13.6	12.8	12.7	11.9	9.9	12.2	9.8	10.4	7.8	115
120							17.9			14.2	12.9	12.2	11.8	11.2	9.5	11.1	9.3	9.5		120
125										13.2	12.3	11.8	11.1	10.5	9	10	8.7	8.7		125
130										12.3	11.8	11.4	10.5	9.8	8.6	9.1	8.2	7.8		130
135										11.7	11.3		9.8	9.2	8.3	8.4	7.7	7		135
140										11.2	11		9.2	8.8	7.9	7.9	7.2			140
145													8.7	8.3	7.6	7.4	6.8			145
150													8.1	7.9	7.3	6.9	6.3			150
155													7.7	7.6	7.1	6.5	6			155
160													7.3	7.3		6.1	5.6			160
165													6.9			5.7				165
170													6.6			5.3				170
175																5				175
180																4.7				180
185																4.4				185
190																4.1				190

* adapter - pièce d'adaptateur
 ** optional - en option

TAB 231316 / 231317 / 231318

Lifting capacities on the hydraulically variable lattice fly jib

Forces de levage à la fléchette treillis fixe à variation hydraulique

TNZF



ft	189 ft + 7 ft*																		ft	
	20 ft**			46 ft			69 ft			92 ft			115 ft			138 ft		161 ft		184 ft
	0°	20°	40°	0°	20°	40°	0°	20°	40°	0°	20°	40°	0°	20°	40°	0°	20°	0°		0°
38	103																			38
40	103																			40
45	95	92.5		79			64.5													45
50	88.5	87.5	82.5	75			62													50
55	83	82	80.5	70.5	58.5		58.8			45.7										55
60	77.5	76.5	76.5	66	58.1		56.1			43.5			33.7			28.1				60
65	72.5	72	72	62.5	56.1		53.6			41.5			32.1			26.8		20.4		65
70	68	67.5	67.5	58.7	54.2	40.9	51	36.5		39.8			30.7			25.6	19.4	14.3		70
75	64	63.5	63.5	55.4	52.3	40.3	48.3	35.8		38.1			29.3			24.4	18.5	13.9		75
80	60	59.6	60	52.2	50.5	39.4	45.8	34.6		36.6			28.1			23.3	17.6	13.1		80
85	56.6	56.1	56.5	49.1	48.9	38.5	43.4	33.3		35.1	25.7		26.9			22.4	16.7	12.4		85
90	53.4	52.9	53.3	46.4	46.7	37.7	41.1	32.2	25.2	33.7	24.8		25.9	18.4		21.4	16	11.7		90
95	50.4	50	50.4	43.8	44.4	36.9	38.8	31.1	24.9	32.4	23.9		24.8	18		20.6	15.2	11.1		95
100	47.6	47.2	47.6	41.5	42	36.2	36.7	30.1	24.3	31.1	23	16.1	23.8	17.4		19.7	12.7	14.6	10.5	100
105	45	44.6	44.9	39.2	39.8	35.5	34.7	29.1	23.7	30	22.2	16.1	22.8	16.7		18.9	12.7	13.9	10	105
110	42.5	42.2	42.4	37.2	37.7	34.8	32.8	28.2	23.2	28.8	21.4	15.7	22	16		18.1	12.3	13.3	9.4	110
115	40	39.8	39.9	35.2	35.8	34.2	31.1	27.3	22.7	27.5	20.7	15.3	21.1	15.4		17.4	11.8	12.7	8.9	115
120	37.4	37.5	37.5	33.3	33.9	33.5	29.5	26.6	22.2	26.1	19.9	14.9	20.4	14.8	10.3	16.7	11.4	12.1	8.5	120
125	34.9	35.1	35.2	31.5	32.1	32.4	28	25.9	21.8	24.8	19.3	14.6	19.6	14.3	10.3	16.1	11	11.5	8	125
130	32.5	32.7	33	29.8	30.5	30.6	26.5	25.2	21.3	23.5	18.7	14.2	18.9	13.7	10.1	15.5	10.6	11	7.5	130
135	30.1	30.2	30.7	28.2	28.8	28.9	25.1	24.6	21	22.3	18.1	13.9	18.3	13.2	9.8	14.9	10.2	10.5	7.1	135
140	27.7	27.8	28.5	26.5	27.2	27.2	23.7	23.9	20.6	21.1	17.6	13.6	17.7	12.7	9.6	14.3	9.8	10	6.7	140
145	25.3	25.6	26.4	24.8	25.5	25.7	22.4	23.2	20.3	19.9	17.1	13.3	17.1	12.3	9.4	13.8	9.5	9.6	6.2	145
150	23.2	23.7	24.4	23.1	23.9	24.1	21.1	22.1	20	18.9	16.6	12.9	16.3	11.9	9.2	13.3	9.1	9.1	5.9	150
155	21.5	21.9	22.6	21.4	22.4	22.7	19.9	20.8	19.8	17.8	16.2	12.7	15.4	11.6	8.9	12.8	8.8	8.7	5.5	155
160	19.9	20.2	20.8	19.7	20.9	21.3	18.7	19.6	19.4	16.8	15.7	12.5	14.6	11.3	8.7	12.4	8.5	8.3		160
165	18.4	18.6		17.9	19.4	19.9	17.4	18.4	18.9	15.8	15.3	12.3	13.7	11	8.5	12	8.2	7.9		165
170	17	17		16.4	17.9	18.6	16.1	17.3	18	14.8	14.9	12.2	12.9	10.7	8.3	11.5	8	7.5		170
175	15.6	15.6		15.2	16.6	17.3	14.8	16.1	17	13.9	14.5	12	12.1	10.4	8.2	10.9	7.8	7.2		175
180	14.3	14.4		14.2	15.3		13.6	15	15.9	13	14.1	11.8	11.3	10.1	8	10.3	7.5	6.8		180
185	13	13.3		13.1	14		12.4	13.9	14.9	12	13.5	11.7	10.5	9.9	7.9	9.6	7.3	6.4		185
190	11.7	12.2		12.1	12.8		11.3	13.1	13.9	11	12.8	11.5	9.8	9.6	7.8	8.9	7.1	6.1		190
195	10.7	11.2		11.1	11.7		10.4	12.1	13.1	10	12	11.4	9.1	9.4	7.7	8.3	6.9	5.8		195
200	9.9			10.1	10.7		9.4	11.2		9	11.2	11.2	8.3	9.1	7.5	7.7	6.6	5.4		200
205				9.1	9.8		8.6	10.2		8.1	10.4	10.9	7.6	8.9	7.4	7.1	6.4	5		205
210				8.1	8.9		7.7	9.3		7.3	9.7	10.3	6.8	8.6	7.3	6.5	6.3			210
215				7.1	8		6.9	8.3		6.5	8.8	9.6	6	8.1	7.2	5.9	6.1			215
220				6.4			6.1	7.4		5.8	8	8.9	5.3	7.6	7.1	5.3	5.9			220
225							5.3	6.5		5	7.1		4.7	7	7	4.7	5.7			225
230							4.5	5.6			6.3		4.2	6.3	6.9		5.5			230
235							3.8	4.8			5.4		3.8	5.7	6.6		5.2			235
240											4.7			5	6		4.7			240
245														4.2	5.3		4.2			245
250															4.5					250
255															3.6					255
260																				260
265																				265
270																				270
275																				275

* adapter - pièce d'adaptateur
 ** optional - en option

Lifting capacities on the hydraulically variable lattice fly jib

Forces de levage à la fléchette treillis fixe à variation hydraulique

TNZF



ft	223 ft + 7 ft*																		ft		
	20 ft**			46 ft			69 ft			92 ft			115 ft			138 ft		161 ft		184 ft	
	0°	20°	40°	0°	20°	40°	0°	20°	40°	0°	20°	40°	0°	20°	40°	0°	20°	0°		0°	
45	70.5																			45	
50	66.5	64.5																		50	
55	62.5	62.5	59.8	52.4																55	
60	58.5	58.8	59.1	49.5				42.1				35.6								60	
65	55	55.2	55.8	46.7	46.3			39.8				33.6			28.5					65	
70	51.9	52.1	52.6	44.1	44.2			37.8				31.9			27.2					70	
75	48.9	49.1	49.5	41.7	42	38.5	35.9	32.7				30.3			25.9		20.7			10.6	75
80	46.1	46.3	46.7	39.5	40	38.2	34.1	32.5				28.8			24.6		19.9		14.6	10.5	80
85	43.4	43.6	44.1	37.4	38	37.4	32.4	31.6				27.4			23.4		19.1		13.9	9.9	85
90	40.8	41.1	41.6	35.4	36.2	36.2	30.7	30.6				26.2	22.9		22.4		18.4		13.3	9.4	90
95	38.4	38.8	39.2	33.4	34.4	34.7	29.2	29.5	23.7	24.9	22.5				21.4		17.7		12.8	8.9	95
100	36.2	36.5	37	31.5	32.6	33.2	27.6	28.2	23.6	23.7	21.8				20.4	15.6	17		12.2	8.4	100
105	34.1	34.4	34.8	29.6	30.8	31.7	26.1	27	23.1	22.4	21.2				19.5	15.6	16.3		11.7	8	105
110	32.2	32.4	32.8	27.9	29.1	30.1	24.6	25.8	22.7	21.2	20.6				18.6	15.1	15.6		11.3	7.6	110
115	30.3	30.6	30.9	26.3	27.5	28.6	23.1	24.6	22.3	20	19.9	14.6			17.7	14.7	14.9	10.5	10.9	7.2	115
120	28.6	28.8	29.1	24.8	25.9	27	21.7	23.4	21.9	18.8	19.3	14.5	16.8	14.2			14.2	10.4	10.4	6.9	120
125	26.9	27.1	27.4	23.4	24.4	25.5	20.4	22.2	21.5	17.6	18.8	14.2	15.9	13.8			13.5	10.1	10	6.5	125
130	25.4	25.5	25.8	22	23	24.1	19.2	20.9	21.1	16.5	18.2	13.9	14.9	13.3			12.8	9.8	9.6	6.2	130
135	23.8	24	24.2	20.7	21.7	22.7	18	19.7	20.7	15.4	17.6	13.6	13.9	12.9	9.4	12.1	9.5	9.1			135
140	22.4	22.5	22.7	19.5	20.4	21.3	16.9	18.5	20.1	14.4	16.9	13.4	12.9	12.5	9.4	11.3	9.2	8.6			140
145	20.9	21.1	21.3	18.3	19.2	20.1	15.8	17.4	19.2	13.4	16.1	13.1	12.1	12.1	9.2	10.4	8.9	8			145
150	19.6	19.7	19.9	17.2	18	18.9	14.7	16.3	18.2	12.5	15.1	12.9	11.2	11.7	9	9.7	8.6	7.3			150
155	18.3	18.3	18.5	16.1	16.9	17.7	13.7	15.3	17.1	11.6	14.2	12.7	10.4	11.4	8.8	8.9	8.4	6.6			155
160	17	17	17.2	15	15.8	16.5	12.7	14.3	16	10.8	13.3	12.4	9.7	11	8.6	8.2	8.1	6			160
165	15.7	15.7	15.9	13.9	14.7	15.4	11.8	13.3	15	9.9	12.4	12.2	8.9	10.7	8.5	7.5	7.9				165
170	14.4	14.6	14.9	12.9	13.7	14.4	10.8	12.4	14	9.1	11.5	12	8.2	10.3	8.3	6.9	7.6				170
175	13.1	13.5	13.9	11.9	12.7	13.3	10	11.5	13.1	8.3	10.7	11.9	7.5	9.6	8.1	6.2	7.4				175
180	11.9	12.5	12.8	10.9	11.7	12.3	9.2	10.7	12.2	7.5	9.9	11.4	6.8	8.8	8	5.6	7.2				180
185	10.9	11.3		10	10.8	11.4	8.4	9.8	11.3	6.8	9.2	10.6	6.1	8.1	7.9		6.9				185
190	9.8	10.2		9.1	9.8	10.4	7.6	9	10.4	6.1	8.4	9.8	5.5	7.5	7.7		6.6				190
195	8.8	9.1		8.1	9	9.6	6.8	8.2	9.6	5.4	7.7	9	4.9	6.8	7.6		6.1				195
200	7.9	8.1		7.3	8.2		6.1	7.5	8.8	4.8	7	8.3		6.2	7.4		5.6				200
205	6.9	7.2		6.4	7.4		5.4	6.7	8		6.3	7.5		5.5	7.1		5				205
210	6	6.3		5.6	6.5			6	7.2		5.7	6.8		4.9	6.5						210
215	5.1	5.4		4.8	5.7			5.3	6.5		5	6.1		4.4	5.8						215
220	4.3	4.5			4.8			4.6	5.7		4.4	5.4			5.2						220
225											4.8				4.6						225

* adapter - pièce d'adaptateur
 ** optional - en option

TAB 231316 / 231317 / 231318

Lifting capacities on the hydraulically variable lattice fly jib

Forces de levage à la fléchette treillis fixe à variation hydraulique

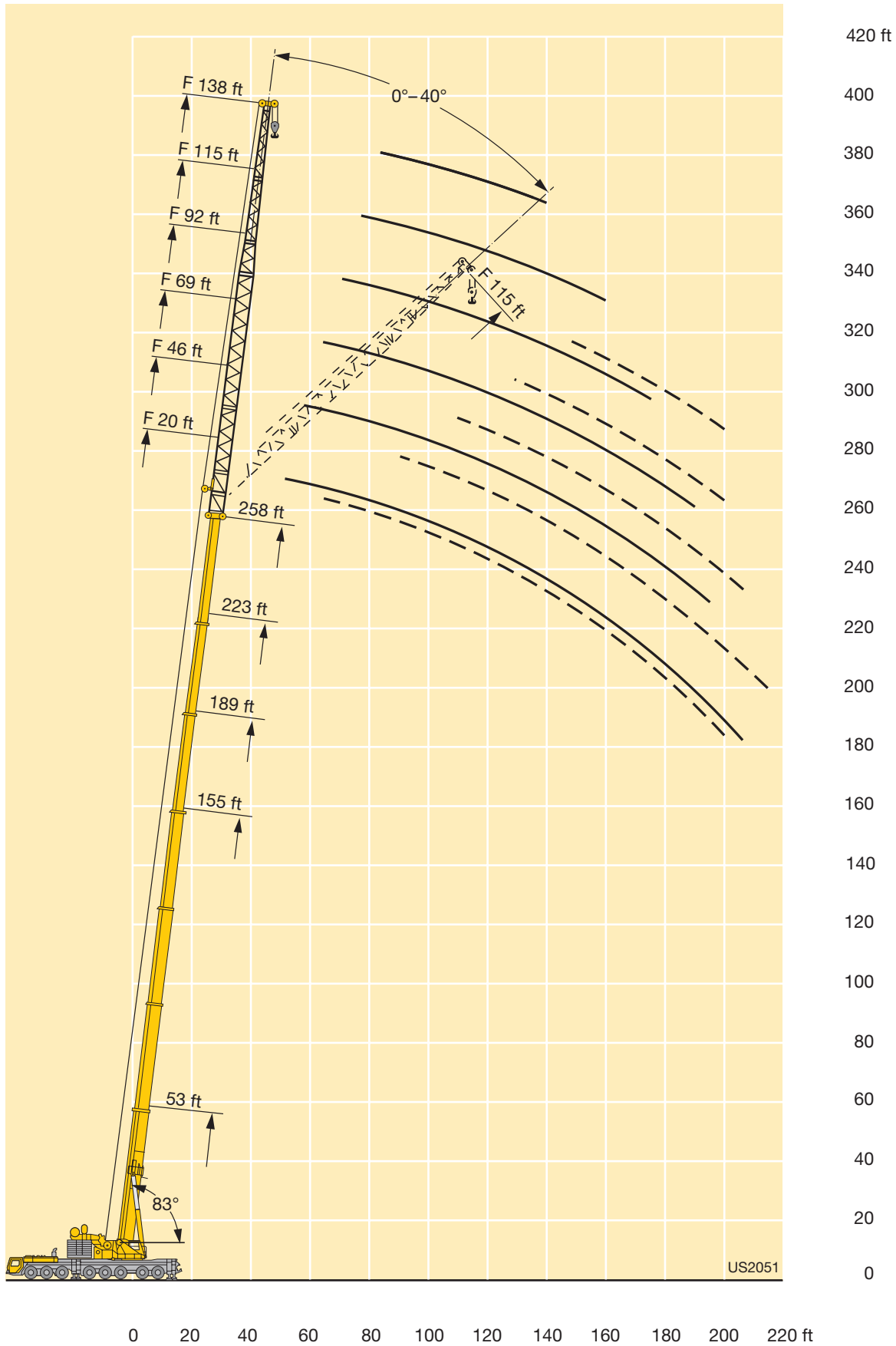
TNZF



ft	258 ft + 7 ft*																ft		
	20 ft**			46 ft			69 ft			92 ft			115 ft			138 ft			
	0°	20°	40°	0°	20°	40°	0°	20°	40°	0°	20°	40°	0°	20°	40°	0°		20°	
50	47.2																		50
55	45.9	44																	55
60	43.3	43.5		35.5															60
65	41	41.2	41.5	33.5			27.8												65
70	39	39.1	39.5	31.7			26.5												70
75	37	37.1	37.4	30.1	29.8		25.1			20.9									75
80	35.2	35.2	35.5	28.6	29.4		23.8			19.8			16.4						80
85	33.5	33.5	33.7	27.2	27.9		22.7			18.7			15.5			12.7			85
90	31.7	31.9	32.1	25.9	26.5	27	21.6	22.5		17.8			14.6			12			90
95	30	30.4	30.5	24.7	25.2	26.1	20.6	21.8		16.9			13.8			11.2			95
100	28.4	28.8	29.1	23.5	24	24.8	19.6	20.7		16	16.8		13.1			10.5			100
105	26.6	27.2	27.6	22.4	22.8	23.6	18.7	19.6		15.2	16.8		12.3			9.9			105
110	25	25.6	26.1	21.1	21.7	22.5	17.8	18.7	19.6	14.5	16		11.7			9.3			110
115	23.5	24.1	24.7	19.8	20.6	21.4	16.9	17.8	19	13.7	15.1		11	12.3		8.7			115
120	22.1	22.6	23.2	18.6	19.6	20.4	16.1	16.9	18.1	13	14.3		10.4	12.1		8.2			120
125	20.8	21.3	21.8	17.3	18.6	19.4	15.1	16	17.1	12.3	13.5		9.8	11.4		7.6			125
130	19.5	20	20.4	16.2	17.5	18.5	14.1	15.3	16.3	11.6	12.8	13.2	9.2	10.8		7.1	8.6		130
135	18.3	18.7	19.2	15.1	16.4	17.6	13.2	14.5	15.4	10.9	12.1	13	8.6	10.2		6.6	8.3		135
140	17.2	17.5	17.9	14.1	15.3	16.7	12.3	13.7	14.7	10.1	11.4	12.6	8.1	9.5		6.1	7.9		140
145	16.1	16.4	16.8	13.1	14.3	15.8	11.4	13	13.9	9.3	10.8	12	7.4	8.9		7.4			145
150	15	15.3	15.7	12.1	13.3	14.8	10.5	12.2	13.1	8.5	10.2	11.3	6.9	8.4	8.6		6.9		150
155	14	14.3	14.6	11.2	12.3	13.8	9.7	11.4	12.4	7.8	9.5	10.7	6.3	7.8	8.4		6.4		155
160	13	13.3	13.5	10.3	11.4	12.8	9	10.6	11.7	7.1	8.9	10	5.6	7.3	8.3		5.9		160
165	12	12.3	12.6	9.5	10.6	11.9	8.2	9.8	11	6.4	8.3	9.4		6.7	8		5.4		165
170	11.1	11.3	11.6	8.6	9.7	11	7.5	9	10.3	5.7	7.7	8.8		6.3	7.6		4.9		170
175	10.2	10.4	10.6	7.8	8.9	10.1	6.8	8.3	9.6	5.1	7.1	8.2		5.8	7				175
180	9.3	9.5	9.7	7	8.1	9.3	6.1	7.6	8.8		6.4	7.7		5.2	6.5				180
185	8.4	8.6	8.8	6.3	7.4	8.5	5.4	6.9	8		5.8	7.1			6				185
190	7.6	7.8	8	5.6	6.6	7.7	4.7	6.2	7.3		5.1	6.6			5.5				190
195	6.7	7	7.2	4.9	5.9	7		5.5	6.5		4.5	6			5.1				195
200	6	6.3	6.5		5.2	6.3		4.8	5.8			5.4			4.6				200
205	5.3	5.6				5.5			5.2			4.7							205
210		4.9				4.8													210
215		4.2				4.3													215

* adapter · pièce d'adaptateur
 ** optional · en option

TAB 231316 / 231317 / 231318



Lifting capacities on the guyed telescopic boom with hydraulically variable lattice jib

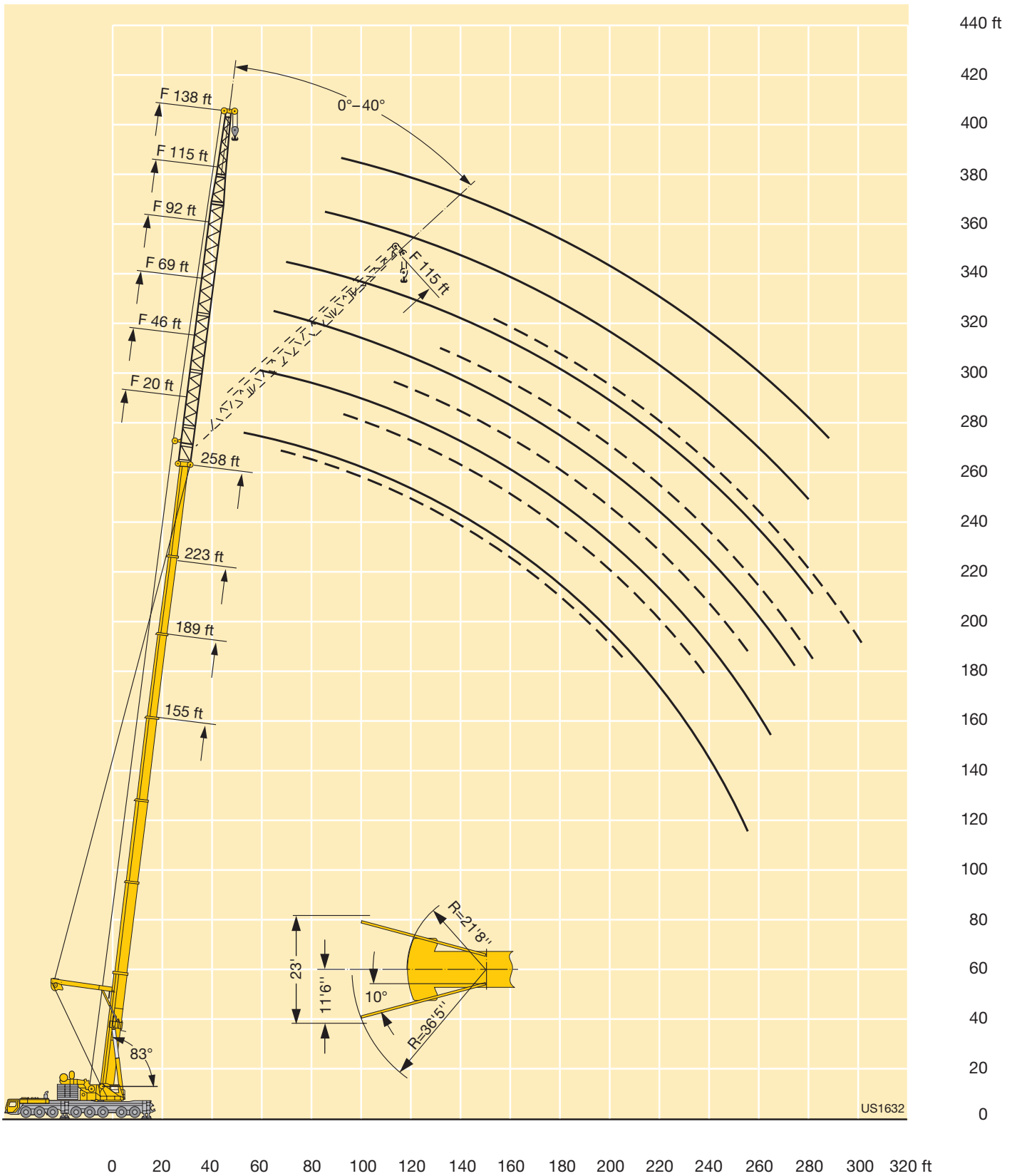
Forces de levage à la flèche télescopique haubanée avec fléchette treillis fixe à variation hydraulique

TY3NZF



ft	258 ft + 7 ft*																ft	
	20 ft**			46 ft			69 ft			92 ft			115 ft			138 ft		
	0°	20°	40°	0°	20°	40°	0°	20°	40°	0°	20°	40°	0°	20°	40°	0°		20°
50	82																	50
55	80.5	77		63														55
60	77.5	76.5		62.5														60
65	75	74.5	72	60			48.7											65
70	73	72	70	58.2			47.2			37.8								70
75	71	70	68.5	56.4	50.3		45.6			37								75
80	69.5	68.5	66.5	54.7	50		44			35.6								80
85	67.5	66.5	65	53.2	48.6		42.7			34.3			27.6					85
90	65	64.5	63.5	51.9	47.3	41.4	41.5	34.9		33.2			26.7			21.5		90
95	63	62.5	62	50.6	46.1	40.8	40.3	34.4		32.2			25.8			21		95
100	61	61	60.5	49.3	44.9	40	39.2	33.6		31.2			25			20.3		100
105	59.4	58.9	58.8	48.1	43.8	39.2	38.2	32.9		30.3			24.3			19.6		105
110	57.6	56.9	57	47	42.8	38.5	37.3	32.2		29.5	23.9		23.5			19		110
115	55.8	55	55.1	45.9	41.8	37.8	36.3	31.5	25.8	28.7	23.5		22.9			18.4		115
120	53.8	53	53.2	44.9	40.9	37.2	35.5	30.9	25.7	27.9	23		22.3	15.7		17.8		120
125	51.9	51.2	51.4	43.8	40	36.5	34.6	30.3	25.7	27.2	22.5		21.7	15.7		17.3		125
130	49.7	49.5	49.7	42.6	39.1	35.9	33.8	29.7	25.3	26.5	22	14.8	21.1	15.4		16.9		130
135	47.3	47.7	48.1	41.3	38.2	35.3	33	29	24.9	25.8	21.5	14.8	20.5	15.2		16.4	10.8	135
140	45	45.8	46.3	39.9	37.4	34.7	32.2	28.4	24.5	25.1	21.1	14.8	19.9	15		15.9	10.7	140
145	42.7	43.7	44.3	38.6	36.5	34.2	31.4	27.8	24.1	24.5	20.6	14.8	19.4	14.8		15.4	10.5	145
150	40.5	41.5	42.1	37.3	35.7	33.5	30.6	27.2	23.7	23.8	20.2	14.8	18.9	14.6	8.8	15	10.4	150
155	38.5	39.4	40.1	36.1	34.9	32.8	29.9	26.6	23.3	23.2	19.7	14.8	18.4	14.4	8.8	14.6	10.2	155
160	36.5	37.4	38.1	34.8	34.1	32.2	29.2	26.1	23	22.6	19.2	14.8	17.9	14.2	8.8	14.2	10.1	160
165	34.5	35.4	36.1	33.3	33.3	31.6	28.5	25.5	22.6	22.1	18.8	14.8	17.4	14	8.8	13.8	9.9	165
170	32.7	33.5	34.2	31.7	32.6	31.1	27.8	25	22.3	21.5	18.4	14.8	16.9	13.8	8.8	13.4	9.8	170
175	30.7	31.7	32.4	30.1	31.4	30.5	27.2	24.4	22	21	18	14.8	16.4	13.4	8.8	13	9.7	175
180	28.6	29.7	30.4	28.5	30.1	29.9	26.6	23.9	21.7	20.5	17.6	14.8	16	13.1	8.8	12.7	9.6	180
185	26.4	27.6	28.3	26.9	28.7	29.2	25.9	23.3	21.4	20	17.2	14.8	15.6	12.8	8.8	12.3	9.4	185
190	24.3	25.4	26	25.3	27.2	28.3	25.2	22.8	21.2	19.5	16.9	14.7	15.2	12.5	8.8	11.9	9.3	190
195	22.3	23.4	23.9	23.5	25.7	26.8	23.9	22.3	20.9	19	16.6	14.5	14.7	12.3	8.8	11.6	9.2	195
200	20.4	21.4	21.9	21.8	24.1	25.4	22.4	21.8	20.6	18.6	16.2	14.3	14.4	12	8.8	11.3	9.1	200
205	18.6	19.5	20	20	22.4	23.8	20.9	21.4	20.3	18.1	15.9	14.1	14	11.8	8.8	11	9	205
210	16.9	17.7		18.3	20.5	21.9	19.3	20.9	20	17.7	15.6	13.9	13.6	11.5	8.8	10.7	8.9	210
215	15.3	16.1		16.7	18.8	20	17.9	20.4	19.7	17.3	15.2	13.7	13.3	11.3	8.8	10.3	8.8	215
220	13.7	14.5		15.1	17.1	18.2	16.4	19.4	19.4	16.4	14.9	13.6	12.9	11.1	8.8	10.1	8.6	220
225	12.3	13		13.6	15.5	16.6	14.9	17.9	18.9	15.2	14.5	13.4	12.6	10.8	8.8	9.8	8.4	225
230	11.1	11.6		12.1	13.9	14.9	13.5	16.3	18.2	13.9	14.2	13.3	12.3	10.6	8.8	9.5	8.2	230
235	10	10.5		11.1	12.5	13.3	12.2	14.9	16.6	12.6	13.9	13.1	12	10.4	8.8	9.2	8	235
240	8.9	9.4		10	11.3		11.1	13.3	15	11.5	13.6	13	11.5	10.2	8.8	9	7.8	240
245	7.8	8.2		9	10.2		10	12	13.4	10.4	13.1	12.8	10.8	10	8.8	8.7	7.6	245
250	6.4	6.9		8	9.2		9	11	12	9.3	12.2	12.6	9.7	9.8	8.8	8.4	7.4	250
255	4.9	5.3		6.8	8.2		7.9	9.9	10.9	8.2	11.2	12.3	8.7	9.6	8.7	8.2	7.1	255
260				5.7	7		6.9	8.9		7.2	10.2	11.6	7.7	9.4	8.7	7.9	6.9	260
265				4.5	5.7		5.9	7.8		6.2	9.1	10.7	6.7	9.2	8.6	7.2	6.7	265
270					4.5		4.8	6.7		5.2	8	9.6	5.8	8.9	8.4	6.3	6.5	270
275					3.4		3.8	5.7		4.3	6.9	8.5	4.9	8.3	8.3	5.4	6.3	275
280								4.6		3.4	5.9	7.4	4	7.3	8.2	4.6	6.1	280
285											4.9			6.3	7.9	3.7	6	285
290											4			5.4	7.4		5.8	290
295											3			4.4	6.3		5.6	295
300														3.5	5.2		4.9	300
305																	4	305


* adapter - pièce d'adaptateur
 ** optional - en option



Lifting capacities on the guyed telescopic boom with hydraulically adjustable lattice jib and eccentric

Forces de levage à la flèche télescopique haubanée avec fléchette treillis à réglage hydraulique et axe excentrique

TY3ENZF



ft	223 ft + 7 ft*																		ft	
	20 ft**			46 ft			69 ft		92 ft			115 ft			138 ft		161 ft	184 ft		
	0°	20°	40°	0°	20°	40°	0°	20°	40°	0°	20°	40°	0°	20°	40°	0°	20°	0°		
50	145																			50
55	141	133			118															55
60	134	132			117															60
65	127	126	95.5		112			93.5												65
70	119	120	94		107					71										70
75	111	113	92.5		102	88.5				69										75
80	104	106	91		97.5	88				67										80
85	97.5	99	90		93	86	59.1			65										85
90	91.5	93	88.5		88	84.5	58.4			63										90
95	86.5	87.5	87		83	82	57.8			61										95
100	81.5	82.5	84		78	79.5	57.2			59.4										100
105	76.5	78	79.5		73.5	76.5	56.6			35.6	57.8	39.5								105
110	70	73.5	75		69.5	72.5	56.1			35.6	57.8	39.5								110
115	65	69	70.5		66	68.5	55.6			36.6	54.8	39.4								115
120	60	64	66.5		62	65	55.1			36.6	54.8	39.4								120
125	55.9	59.3	62		58.8	61.5	54.7			36.6	54.8	39.4								125
130	51.7	54.7	57.5		55	58.4	54.3			35.6	57.8	39.5								130
135	47.5	50.1	53		51.4	55.4	53.9			35.6	57.8	39.5								135
140	43.5	46.1	48.7		47.9	52.2	53.2			35.6	57.8	39.5								140
145	40	42.7	44.8		44.7	48.8	51.9			34.4	45.8	35.8								145
150	36.9	39.3	41.2		41.7	45.6	48.7			34.4	45.8	35.8								150
155	33.9	35.9	37.7		38.8	42.6	45.5			34.4	45.8	35.8								155
160	30.8	32.6	34.3		36.1	39.7	42.4			34.4	45.8	35.8								160
165	27.8	29.4	31.1		33.6	36.9	39.5			34.4	45.8	35.8								165
170	24.8	26.8	28.2		31.1	34.4	36.8			32.9	35.1	32.8								170
175	22.3	24.2			28.6	31.9	34			32.9	35.1	32.8								175
180	20	21.6			26.1	29.5	31.4			32.7	32.8	32.3								180
185	17.8	19.1			23.5	27.1	28.8			32.7	32.8	32.3								185
190	15.5	16.5			20.9	24.8	26.4			32.7	32.8	32.3								190
195	13.2	14.3			18.9	22.6	24.1			32.7	32.8	32.3								195
200	11	12.1			17	20.5				32.7	32.8	32.3								200
205	8.9	10			15	18.4				32.7	32.8	32.3								205
210	7	7.9			13	16.3				32.7	32.8	32.3								210
215	5.1	5.8			11.1	14.2				32.7	32.8	32.3								215
220					9.1	12.2				32.7	32.8	32.3								220
225					7.3	10.1				32.7	32.8	32.3								225
230					5.9	8.1				32.7	32.8	32.3								230
235					4.6	6.4				32.7	32.8	32.3								235
240						4.8				32.7	32.8	32.3								240
245										32.7	32.8	32.3								245
250										32.7	32.8	32.3								250
255										32.7	32.8	32.3								255
260										32.7	32.8	32.3								260
265										32.7	32.8	32.3								265
270										32.7	32.8	32.3								270
275										32.7	32.8	32.3								275
280										32.7	32.8	32.3								280
285										32.7	32.8	32.3								285
290										32.7	32.8	32.3								290
295										32.7	32.8	32.3								295

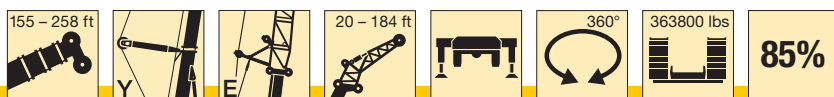
* adapter · pièce d'adaptateur
 ** optional · en option

TAB 232110 / 232119 / 232128

Lifting capacities on the guyed telescopic boom with hydraulically adjustable lattice jib and eccentric

Forces de levage à la flèche télescopique haubanée avec fléchette treillis à réglage hydraulique et axe excentrique

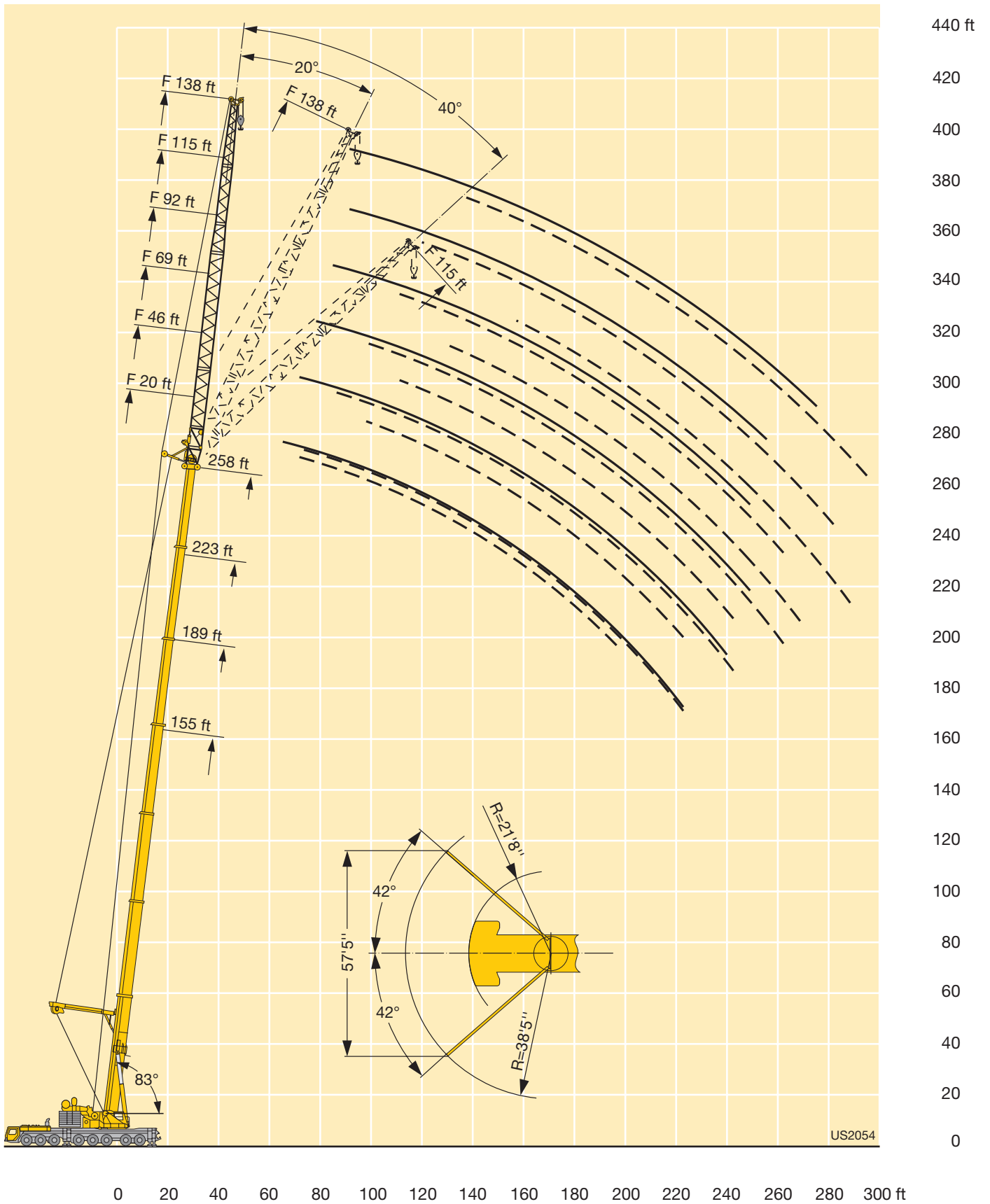
TY3ENZF



ft	258 ft + 7 ft*																ft		
	20 ft**			46 ft			69 ft			92 ft			115 ft			138 ft			
	0°	20°	40°	0°	20°	40°	0°	20°	40°	0°	20°	40°	0°	20°	40°	0°		20°	
65	85																		65
70	82	76.5	73.5	67															70
75	78.5	75	72	66			53.2												75
80	75	72.5	70	63.5			52.8												80
85	72	70	67.5	61.5	55.3		51			41.3									85
90	68	67.5	65.5	59.3	53.7		49.4			40				33.5				30.2	90
95	64.5	64.5	63.5	57.3	52.2	46.6	47.8	41		38.7				32.8				30	95
100	61	62	61.5	55.5	50.7	46.5	46.3	40.8		37.5				31.7				29.5	100
105	57.1	59.4	59.2	53.8	49.2	46.1	44.8	40		36.2				30.7				28.6	105
110	54.2	56.4	56.7	52.1	47.8	45.2	43.4	39	28.4	35.1	25.5			29.7				27.7	110
115	51.3	53.5	54.1	50.3	46.5	44.3	42.1	38	28.4	34	25.3			28.8				26.9	115
120	48.5	50.4	51.5	48.5	45.3	43.4	40.8	37	28.4	32.9	25			27.8	19.6			26.1	120
125	45.7	47.4	48.8	46.7	44	42.4	39.5	35.9	28.4	32	24.7			26.9	19.6			25.2	125
130	42.8	44.4	46	44.8	42.8	41.3	38.4	35	28.5	31	24.5	16.4		26.1	19.3			24.4	130
135	40.3	41.8	43.2	42.9	41.7	40.3	37.3	34.1	28.5	30	24.2	16.4		25.4	19			23.7	135
140	38	39.5	40.6	41	40.7	39.3	36.2	33.2	28.5	29.1	23.9	16.4		24.6	18.7			23	140
145	36	37.3	38.2	39.1	39.6	38.4	35.2	32.3	28.6	28.3	23.7	16.4		23.8	18.5			22.4	145
150	34	35	36	37.3	38.6	37.5	34.1	31.5	28.6	27.5	23.4	16.5		23	18.3	11.5		21.7	150
155	31.9	32.8	33.8	35.4	37.6	36.6	33.1	30.8	28.6	26.7	23.2	16.5		22.3	18	11.5		21	155
160	29.9	30.6	31.7	33.6	36.4	35.8	32	30	28.4	25.9	22.9	16.5		21.7	17.8	11.5		20.3	160
165	27.8	28.5	29.5	31.7	35	34.8	30.8	29.3	27.9	25.1	22.7	16.6		21.1	17.6	11.5		19.8	165
170	25.7	26.3	27.4	29.9	33.2	33.6	29.2	28.6	27.3	24.3	22.1	16.6		20.5	17.4	11.5		19.3	170
175	23.5	24.2	25.2	28	31.4	32.1	27.7	27.9	26.7	23.5	21.6	16.7		19.8	17.2	11.5		18.7	175
180	21.4	22.1	23.1	26.1	29.6	30.5	26.2	27	26.1	22.5	21.1	16.7		19.2	17	11.6		18.2	180
185	19.2	20	21	24.2	27.8	29	24.6	26	25.5	21.2	20.5	16.7		18.6	16.7	11.6		17.6	185
190	17	17.9	18.8	22.2	26	27.4	23.1	24.9	24.9	19.9	20	16.7		17.9	16.4	11.6		17.1	190
195	14.9	15.9	16.6	20.1	24	25.8	21.5	23.9	24.1	18.7	19.5	16.7		17.1	16.1	11.7		16.5	195
200	12.9	14		18.1	21.9	23.8	19.9	22.8	23.3	17.4	18.8	16.6		16.2	15.7	11.7		16	200
205	11.2	12		16.1	19.7	21.6	18.1	21.7	22.5	16.2	18.1	16.6		15.4	15.4	11.7		15.5	205
210	9.5	10.1		14	17.6	19.3	16.4	20.6	21.7	14.9	17.2	16.6		14.5	15.1	11.8		15.1	210
215	7.8	8.1		12	15.5	17.1	14.7	19.1	20.9	13.6	16.4	16.1		13.7	14.8	11.8		14.7	215
220	6.1	6.4		10.3	13.3	14.9	12.9	17.4	19.6	12.3	15.6	15.7		12.8	14.3	11.9		14.3	220
225		5		8.8	11.3		11.2	15.6	17.9	10.9	14.7	15.2		12	13.9	11.9		13.8	225
230				7.3	9.6		9.4	13.7	16	9.6	13.9	14.8		11.1	13.4	11.9		13.4	230
235				5.9	7.9		7.8	12	14.1	8.3	12.8	14.3		9.8	12.9	11.8		12.4	235
240				4.4	6.3		6.7	10.2	12.2	6.9	11.5	13.6		8.5	12.4	11.6		11.3	240
245							5.7	8.5		5.6	10	12.5		7.3	11.9	11.3		10.2	245
250							4.8	7.1			8.6	11		6	11.3	11.1		9.2	250
255							3.9	6			7.3	9.6		4.7	10.5	10.8		8.2	255
260								4.9			5.9	8.1			9.3	10.6		7.2	260
265											4.5	6.6			8.1	9.8		6.3	265
270															6.8	8.7		5.2	270
275															5.6	7.5		3.9	275
280															4.4	6.3		7.8	280
285																5.2		6.7	285
290																		5.7	290
295																		4.5	295
300																		3.3	300

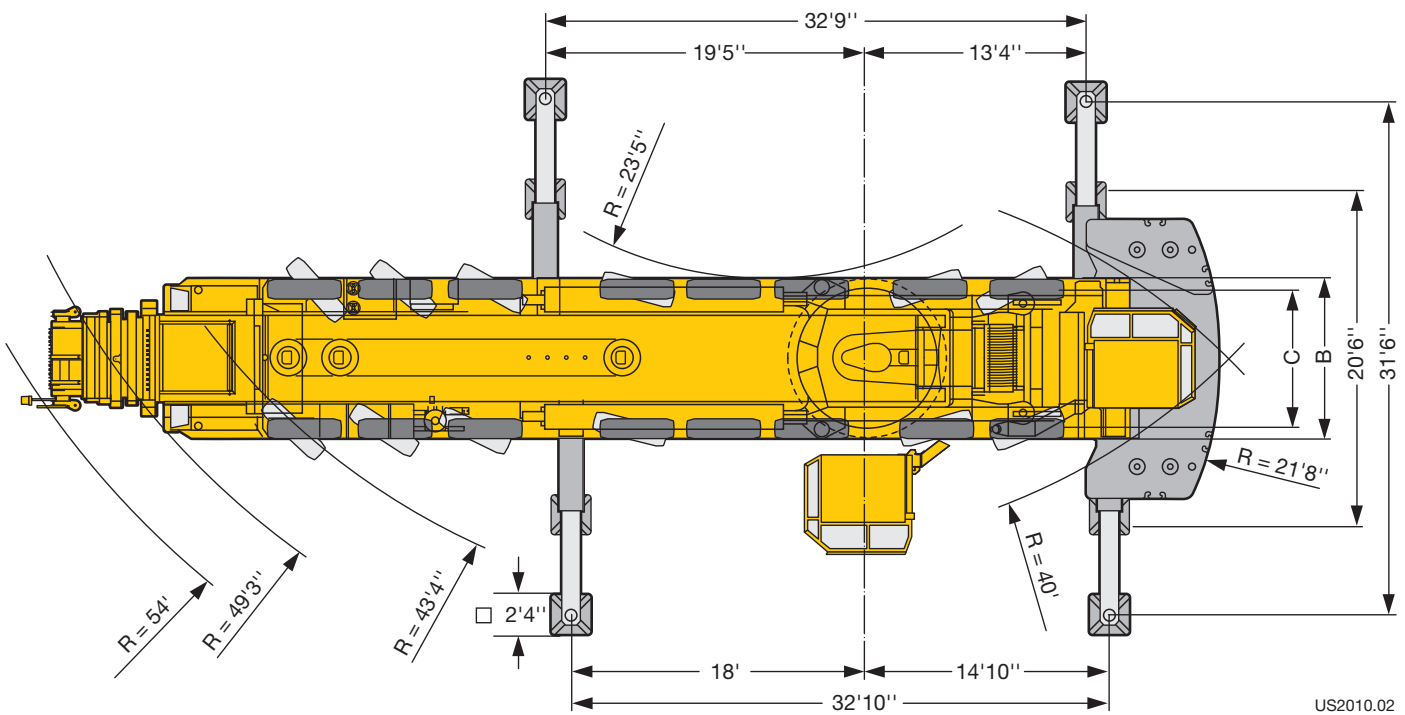
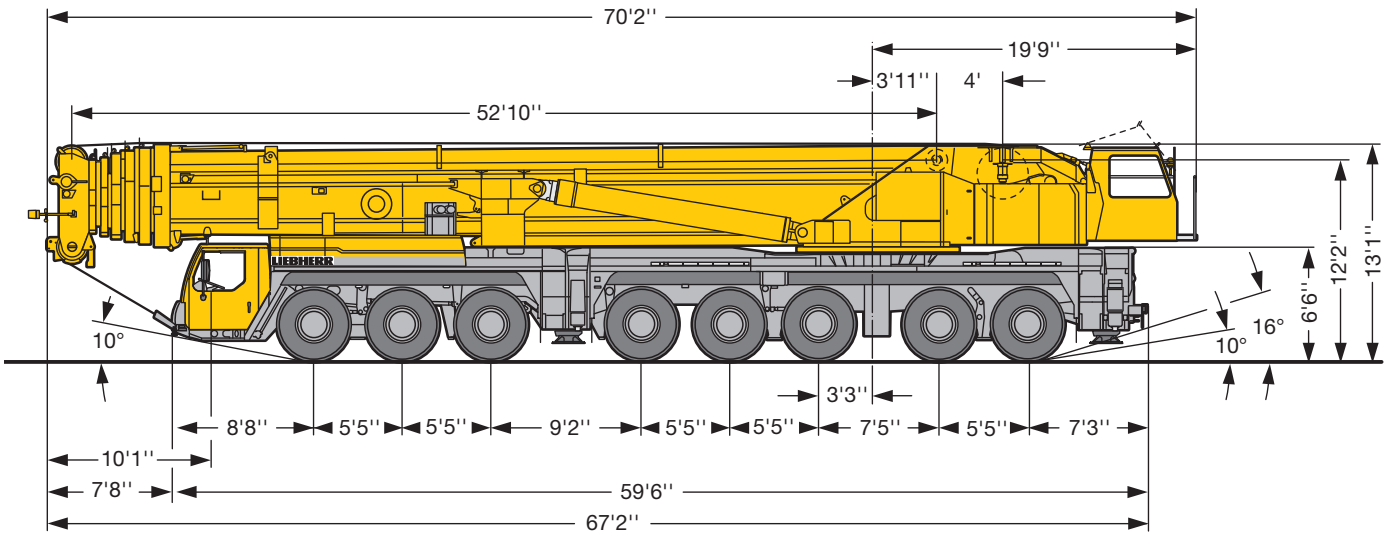
* adapter - pièce d'adaptateur
 ** optional - en option

TAB 232110 / 232119 / 232128



US2054

Dimensions Encombrement



US2010.02

Tyres 385/95 R 25 (14.00 R 25) - Pneumatiques 385/95 R 25 (14.00 R 25)

	Dimensions - Encombrement	
	B	C
385/95 R 25 (14.00 R 25)	9'10"	8'7"
445/95 R 25 (16.00 R 25)	9'10"	8'4"
525/80 R 25 (20.5 R 25)	10'7"	8'10"

Weights Poids



Axle · Essieu	1	2	3	4	5	6	7	8	Total weight · Poids total lbs
lbs	26400	26400	26400	26400	26400	26400	26400	26400	211200*

* with 164 ft long telescopic boom · avec flèche télescopique de 164 ft



Load · Forces de levage kips	No. of sheaves · Poulies	No. of lines · Brins	Weight · Poids lbs
604	13	27	13448
546	11	23	8157
376	7	15	5952
187	3	7	5732
82	1	3	3083
28	–	1	1543

Working speeds Vitesses



	1	2	3	4	5	6	7	8	9	10	11	12	R 1	R 2	
385/95 R 25 (14.00 R 25)	3.2	4.2	5.4	6.9	8.8	11.2	14.8	19	24.5	31.4	39.9	46.6	3.5	4.5	37.4 %
445/95 R 25 (16.00 R 25) 525/80 R 25 (20.5 R 25)	3.5	4.5	5.8	7.5	9.5	12.2	16.1	20.6	26.7	34.2	43.4	50	3.8	4.9	33.9 %



Drive · Mécanismes	infinitely variable · en continu	Rope diameter / length Diamètre / Longueur du câble	Max. single line pull Effort au brin maxi.
	0 - 426 ft/min single line · au brin simple	1" / 2034 ft	28350 lbs
	0 - 475 ft/min single line · au brin simple	1" / 2034 ft	28350 lbs
	0 - 426 ft/min single line · au brin simple	1" / 3445 ft	28350 lbs
	0 - 1 rpm		
	approx. 70 seconds to reach 83° boom angle · env. 70 s jusqu'à 83°		
	approx. 750 seconds for boom extension from 53 ft – 276 ft · env. 750 s pour passer de 53 ft – 276 ft		

Equipment Équipement

Crane carrier

Frame	Liebherr designed and manufactured, box-type, torsion resistant design of high-tensile fine grained structural steel.
Outriggers	Four hydraulically extendable sliding beams with hydraulic jacks and supporting pads. The front outrigger casing is mounted between axles 3 and 4 and the rear casing is located at the rear of the carrier. Supporting basis: 32'10" longitudinally x 31'6" transversally.
Engine	8-cylinder Diesel, make Liebherr, type D9508 A7, watercooled, output 500 kW (680 h.p.) at 1900 rpm. Exhaust emissions acc. to 97/68/EG stage 3 and EPA/CARB Tier 3. Max. torque 2213 lbs-ft at 1100 – 1500 rpm. Fuel reservoir: 158 gallons.
Transmission	Automatic transmission with torque converter and interarder fitted directly to the gear unit, manufactured by ZF, type TC -TRONIC with 12 forward and 2 reverse gears, transfer case with locking central differential.
Axles	Heavy-duty vehicle axles. All axles suspended. Axles 1 to 4 and 7 and 8 steered. Axles 1, 2, 4 and 5 are planetary axles.
Suspension	All axles with hydropneumatic suspension and automatic levelling system. Load equalization between the axle pairs. The suspension can be locked hydraulically.
Tyre equipment	16 tyres, all axles equipped with single tyres. Size of tyres: 385/95 R 25 (14.00 R 25).
Steering	ZF semi-integral power steering, dual circuit system with hydraulic servo-system and additional backing pump driven by an axle.
Brakes	Service brake: All-wheel servo-air brake, dual circuit system. Additional brakes: Retarder, TELMA-type eddy current brake. Hand brake: Spring-loaded, acting on all wheels of axles 4 to 8.
Driving cab	Spacious and comfortable sheet steel cab mounted on rubber shock absorbers, safety glass windows, operating and control elements.
Electrical system	Modern data bus technique, 24 Volt DC, 2 batteries of 170 Ah each.

Crane superstructure

Frame	Liebherr-made torsion resistant, welded construction of high-tensile structural steel, linked to carrier by a three-row roller slewing rim for 360° continuous rotation.
Crane engine	6-cylinder Diesel engine, make Liebherr, type D936L A6, watercooled, output 240 kW (326 h.p.) at 1800 rpm, max. torque 1121 lbs-ft at 1300 – 1500 rpm.
Crane drive	Diesel-hydraulic, with 4 axial piston variable displacement pumps, with servo-control and capacity control operating in closed circuit for hoisting, slewing and luffing of lattice jib, 3 axial piston pumps, operating in open circuit for luffing and telescoping.

Crane control	Two self-centering control levers (joy-sticks). Pedal switches for telescoping. Infinitely variable crane motions through displacement control of the hydraulic pumps. Additional working speed control by variation of the Diesel engine speed.
Hoist gear	Axial piston variable displacement motor, Liebherr hoist drum with integrated planetary gear and spring-loaded static brake.
Luffing gear	2 differential hydraulic rams with nonreturn valve.
Slewing gear	2 slewing gears, consisting of hydraulic motor, planetary gear, slewing pinion and spring-loaded static brake each.
Crane cab	Aluminium design with safety glass, operating and control elements. Cab tiltable backwards. The cab will be pivoted to the rear for road transport.
Safety devices	LICCON safe load indicator, test system, hoist limit switches, safety valves against rupture of pipes and hoses.
Counterweight	297600 lbs total counterweight comprising 1 basic slab of 33040 lbs and 8 slabs of 33070 lbs each.
Telescopic boom	Variant 1: Boom length 53 ft to 164 ft, consisting of 1 base section and 3 hydraulic telescopic sections. All telescopic sections extendable individually by means of the rapid-cycle telescoping system TELEMATIK. Variant 2: Boom length 53 ft to 276 ft, consisting of 1 base section and 6 hydraulic telescopic sections. All telescopic sections extendable individually by means of the rapid-cycle telescoping system TELEMATIK.
Electric system	Modern data bus technique, 24 Volt DC, 2 batteries of 170 Ah each.

Complementary equipment

Guying system for telescopic boom Y	Consisting of guying frame with 2 rope winches, mountable to the 164 ft or 276 ft long telescopic boom, tiltable in transport condition.
Spacer S	To increase lifting capacity on the luffing lattice jib in conjunction with the Y-type guying system.
Eccentric E	To increase lifting capacity on the fixed lattice jib in conjunction with the Y-type guying system.
Additional ballast	2 additional counterweight slabs of 33070 lbs each for a total counterweight of 363800 lbs, required for the operation with guyed telescopic boom.
Telescopic boom extension	46 ft lattice section for extending the 164 ft long telescopic boom in order to mount the luffing or fixed lattice jib.
Lattice jibs	Fixed lattice jib 46 ft to 207 ft long, luffing lattice jib 69 m to 299 ft long.
2nd hoist gear	Axial piston variable displacement motor, Liebherr-made hoist drum with integrated planetary gear and spring-loaded static brake.
3rd hoist gear with luffing block	Axial piston variable displacement motor, Liebherr-made hoist drum with integrated planetary gear and spring-loaded static brake, required for operating the luffing jib.
Tyre equipment	16 tyres, size 445/95 R 25 (16.00 R 25) and 525/80 R 25 (20.5 R 25).

Equipment Équipement

Châssis porteur

Châssis	Fabrication Liebherr, construction en caisson indéformable, en acier à haute résistance à grains fins.
Stabilisateurs	Quatre poutres horizontales télescopiques, avec vérins hydrauliques de calage verticaux et patins. Les caissons de poutres de calage avants sont situés entre les essieux 3 et 4, et les caissons des poutres de calage arrières sont situés à l'arrière du châssis. Surface de calage: 32'10" en long et 31'6" travers.
Moteur	Moteur diesel, 8 cylindres, fabriqué par Liebherr, de type D9508 A7, à refroidissement par eau, de 500 kW (680 ch) à 1900 rpm. Emissions des gaz d'échappement conformes aux directives 97/68/EG partie 3 et EPA/CARB Tier 3. Couple max. 2213 lbs-ft à 1100 – 1500 rpm. Capacité du réservoir à carburant: 158 gallons.
Boîte de vitesse	Boîte automatique avec convertisseur de couple et ralentisseur, montés directement sur la boîte, de marque ZF, type TC-TRONIC avec 12 rapports AV et 2 AR, boîte de transfert avec blocage de différentiel.
Essieux	Essieux spéciaux pour grue. Les 8 essieux sont suspendus. Les essieux 1 à 4 et 7 et 8 sont directs. Les essieux 1, 2, 4 et 5 sont entraînés.
Suspension	Tous les essieux sont suspendus hydropneumatiquement avec mise à niveau et équilibrage entre essieux automatiques. Suspension blocable hydrauliquement.
Pneumatiques	16 roues à monte simple. Taille: 385/95 R 25 (14.00 R 25).
Direction	Direction semi-bloc ZF, à double circuit, assistée hydrauliquement, avec pompe auxiliaire entraînée par un essieu.
Freins	Frein de service: à double circuit assisté pneumatiquement, sur toutes les roues. Frein auxiliaire: par clapets sur échappement commandés avec le ralentisseur hydraulique, ralentisseur électrodynamique Telma. Frein de secours et frein à main: par cylindres à ressorts sur les essieux 4 à 8.
Cabine	Cabine spacieuse, en tôle d'acier, équipement «grand confort», suspendue sur silent blocs, vitrage de sécurité, tableau de bord complet.
Installation électrique	Technique moderne de transmission de données par BUS de données, courant continu 24 Volts, 2 batteries de 170 Ah chacune.

Partie tournante

Châssis	Construction mécanosoudée en tôle d'acier à haute résistance à grains fins. Reliée au porteur par une couronne d'orientation à 3 rangées de rouleaux. Rotation totale 360°.
Moteur	Diesel 6 cylindres, marque Liebherr, type D936L A6, refroidi par eau, puissance 240 kW (326 ch) à 1800 rpm, couple max. 1121 lbs-ft à 1300 – 1500 rpm.
Entraînement	Diesel hydraulique avec 3 pompes à débit variable servo commandées à régulation de puissance en circuit fermé pour les treuils et l'orientation. Quatre pompes à débit variable en circuit ouvert pour le relevage de flèche et le télescopage.

Commande	2 leviers à 4 directions avec rappel automatique au point mort. Commande au pied pour le télescopage. Commande des mouvements progressive en continu par variation de l'inclinaison des pompes et augmentation du régime moteur.
Treuil	Moteur hydraulique à cylindrée variable, treuil de marque Liebherr avec réducteur planétaire à frein d'arrêt à lamelles intégrées.
Relevage de flèche	2 vérins hydrauliques différentiels avec clapets anti-retour de sécurité.
Orientation	2 mécanismes d'orientation, composés d'un moteur hydraulique, d'un réducteur planétaire, d'un pignon d'orientation et d'un frein à lamelles.
Cabine de grue	En tôle d'aluminium avec vitrage de sécurité, tous les instruments de commande et de contrôle. Cabine inclinable, tournée sur l'arrière de la grue en position route.
Sécurités	Contrôleur de charge LICCON, système test, fin de course crochet haut, clapets de sécurité en cas de ruptures de flexibles.
Contrepoids	Total 297600 lbs, composé d'une plaque de base et 8 plaques de 33040 lbs unitaires.
Flèche télescopique	Variante 1: télescope de 53 ft à 164 ft, composé d'un élément de base et de 3 télescopes, télescopables hydrauliquement. Chaque partie peut être télescopée individuellement à l'aide du système de télescopage séquentiel rapide TELEMATIK. Variante 2: télescope de 53 ft à 276 ft, composé d'un élément de base et de 6 télescopes, télescopables hydrauliquement. Chaque partie peut être télescopée individuellement à l'aide du système de télescopage séquentiel rapide TELEMATIK.
Circuit électrique	Technique moderne de transmission de données par BUS de données. Courant continu 24 Volts, 2 batteries de 170 Ah chacune.

Équipement optionnel

Haubanage de flèche Y	Composé du chevalet et de 2 treuils, montables sur flèche télescopique de 164 ft ou de 276 ft.
Haubanage S	Pour l'augmentation de la force de levage au niveau de la fléchette treillis à volée variable-haubanage Y.
Axe excentrique E	Pour l'augmentation de la force de levage au niveau de la fléchette treillis fixe-haubanage Y.
Contrepoids complémentaire	2 plaques complémentaires de 33070 lbs, pour une masse totale de 363800 lbs, pour travail en télescope haubané.
Rallonge de flèche télescopique	Éléments treillis de 46 ft pour rallongement de la flèche télescopique de 164 ft pour utilisation de la fléchette fixe ou de la fléchette à volée variable.
Fléchettes	Fléchette fixe de 46 ft à 207 ft; fléchette à volée variable de 69 ft à 299 ft.
Deuxième treuil	Moteur hydraulique à pistons axiaux à cylindrée variable, treuil Liebherr, avec réducteur planétaire intégré et frein d'arrêt à lamelles.
Troisième treuil avec train de mouflage	Moteur hydraulique à pistons axiaux à cylindrée variable, treuil Liebherr, avec réducteur planétaire intégré et frein d'arrêt à lamelles; troisième treuil nécessaire pour le relevage de la volée variable.
Pneumatiques	16 fois en taille 445/95 R 25 (16.00 R 25) et 525/80 R 25 (20.5 R 25).

Remarks referring to load charts

1. The tabulated lifting capacities do not exceed 85% of the tipping load.
2. The crane's structural steelwork is in accordance with DIN 15018, part 3. Design and construction of the crane comply with DIN 15018, part 2, and with F. E. M. regulations.
3. The 85% overturning limit values take into account wind force 5 = wind speed 20 mph.
4. Lifting capacities are given in kips.
5. The weight of the hook blocks and hooks must be deducted from the lifting capacities.
6. Working radii are measured from the slewing centreline.
7. The lifting capacities given for the telescopic boom only apply if the folding jib is taken off.
8. Lifting capacities are subject to modifications.
9. Lifting capacities above 604000 lbs only with special equipment.
10. The data of this brochure serves only for general information. All information is provided without warranty. Instructions for the correct commissioning of the crane please take from the operation manual and the load chart book.

Remarques relatives aux tableaux des charges

1. Les forces de levage indiquées ne dépassent pas 85% de la charge de basculement.
2. La norme DIN 15018, 3ème partie est appliquée pour les charpentes. La construction de la grue est réalisée conformément à la norme DIN 15018, 2ème partie, et aux règles de la F. E. M.
3. A 85% de la charge de basculement, il a été tenu compte d'un vent de force 5 = vitesse de vent 20 mph.
4. Les forces de levage sont données en kips.
5. Les poids des moufles et crochets doit être soustrait des charges indiquées.
6. Les portées sont calculées à partir de l'axe de rotation.
7. Les forces indiquées pour la flèche télescopique s'entendent fléchette dépliée déposée.
8. Les forces de levage sont modifiables sans préavis.
9. Les forces de levage plus de 604000 lbs seulement avec équipement supplémentaire.
10. Les données de cette brochure sont données à titre informatif. Ces renseignements sont sans garantie. Les consignes relatives à la bonne mise en service de la grue sont disponibles dans le manuel d'utilisation et le manuel de tableaux de charge.