

Mobile Crane/Grue mobile

LTM 1230-5.1



275 USSt



246 ft



282 ft



364 ft

LIEBHERR

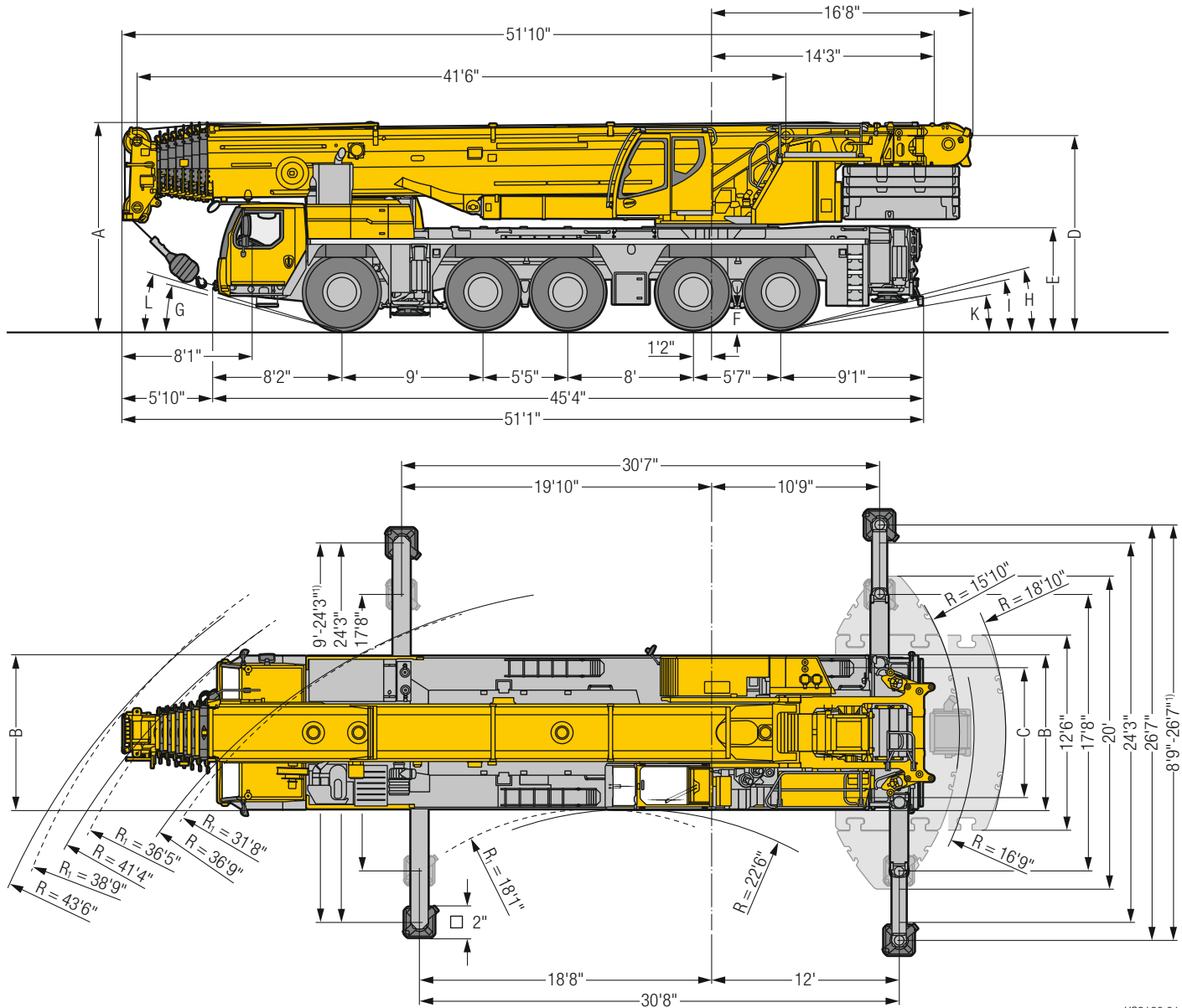
Table of content

Tables des matières

Technical Data / Caractéristiques technique

Dimensions / Encombrement	3
Mobile Crane / Grue mobile	4 – 5
Fuel saving and noise reduction / Economie de carburant et réduction du bruit	6 – 7
Variable boom systems / Systèmes de flèche variables	8 – 9
Boom/jib combinations / Configurations de flèche	10 – 11
Weights / Poids Working speeds / Vitesses	12
Counterweight / Contrepoids	13
On-road driving / Déplacement sur route Jobsite driving / Déplacement sur chantier	14
T	15 – 21
TNZK	22 – 26
TVNZK	27 – 41
TS	42 – 49
TNZF	50 – 61
Equipment / Equipement	62 – 63
Description of symbols / Explication des symboles	64 – 65
Remarks / Remarques	66

Dimensions Encombrement



US3160.01

R₁ = All-wheel steering · Direction toutes roues

¹⁾ only with VarioBase® · seulement avec VarioBase®

Dimensions/Encombrement

	A	A 5" *	B	C	D	E	F	G	H	I	K	L
445/95 R 25 (16.00 R 25)	13'1"	12'9"	9'10"	8'4"	12'4"	6'5"	1'3"	15°	14°	13°	9°	16°
525/80 R 25 (20.5 R 25)	13'1"	12'9"	10'2"	8'5"	12'4"	6'5"	1'3"	15°	14°	13°	9°	16°

* lowered · abaissé

Mobile Crane/Grue mobile

LTM 1230-5.1



246 ft



38 ft – 66 ft



3 x 23 ft



26 ft – 141 ft



13 ft – 128 ft



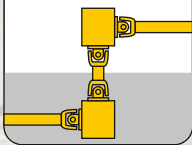
158,700 lbs

€COmode

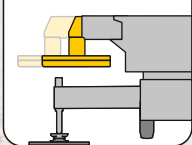
€COdrive

ZF-TRAXON

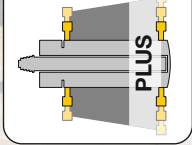
SingleEngine




VarioBallast®

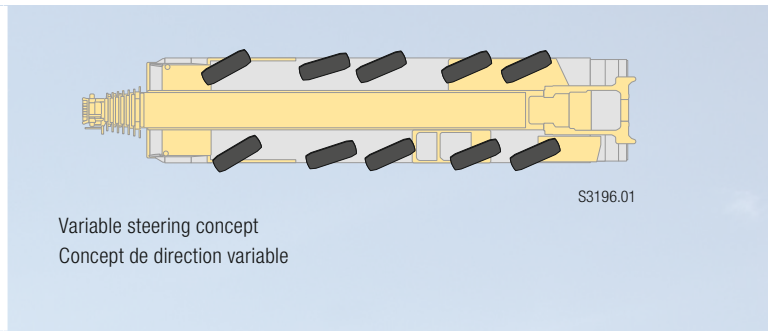


VarioBase®





Proven single cylinder telescoping system TELEMATIK
Système de télescopage à un vérin confirmé TELEMATIK



Variable steering concept
Concept de direction variable

S3196.01



Fuel saving and noise reduction


Economie de carburant et réduction du bruit

Liebherr-6-cylinder engine
400 kW / 544 h.p.

€COdrive
ZF-TRAXON

Driving strategy in the carrier with ECO- or Powermode to reduce noise and fuel

L'adaptation du mode de déplacement avec le mode ECO ou le mode Puissance permet de réduire le niveau sonore et la consommation de carburant



Innovative One-Engine-Concept

- Drive from chassis engine via a mechanical shaft with special high efficiency factor
- Increased effectiveness and reduced maintenance expenditure

Concept innovant à moteur unique


- Entraînement du moteur du châssis par le biais d'un arbre mécanique particulièrement performant
- Rentabilité accrue et entretien nettement réduit

ZF-TraXon Tourque

Automated shift gearbox with torque converter, 12 forward gears, 2 reverse gears

ZF-TraXon Tourque

Boîte de vitesses automatisée avec convertisseur de couple, 12 vitesses avant, 2 vitesses arrière.



€COmode

Reduced fuel consumption due to automatic disengaging of the complete pump drive at engine idling

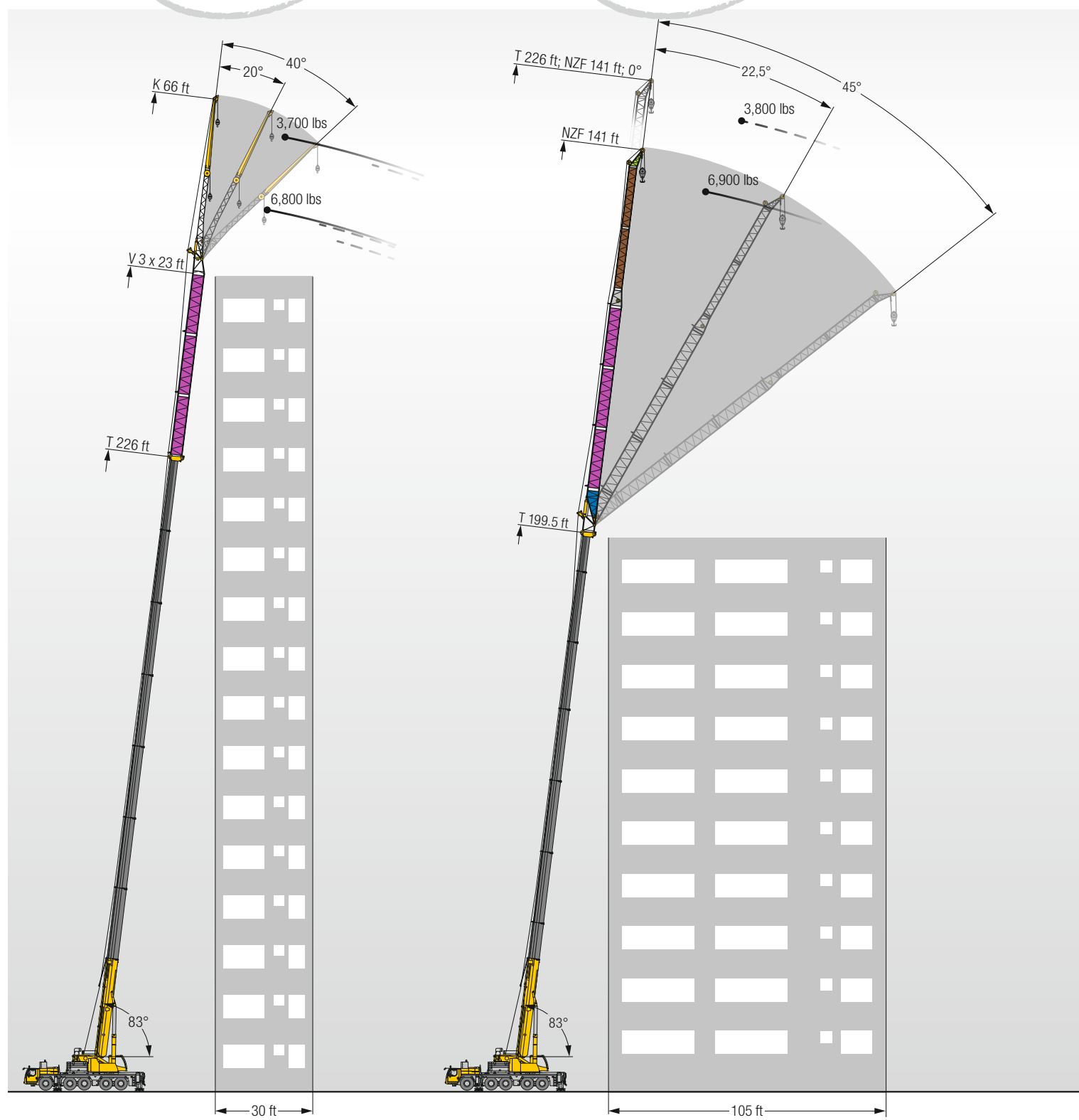
Réduction de la consommation de carburant par désengagement automatique de l'entraînement complet de la pompe en mode ralenti

Variable boom systems


Systèmes de flèche variables

**TVK
TVNZK**

TNZF



TS



**TVK
TVNZK**

K	38 ft – 66 ft 0°; 20°; 40°
NZK	38 ft – 66 ft 0° – 40°
V	3 x 23 ft

66 ft double swing away jib, can technically be carried on crane
Double fléchette pliante de 66 ft avec maintien à demeure sur la grue

TNZF **TS**



NZF	26 ft – 141 ft 0° – 45°
S	13 ft – 128 ft 0°

Fixed jib contains strong jip
Fléchette fixe avec fléchette robuste

TS

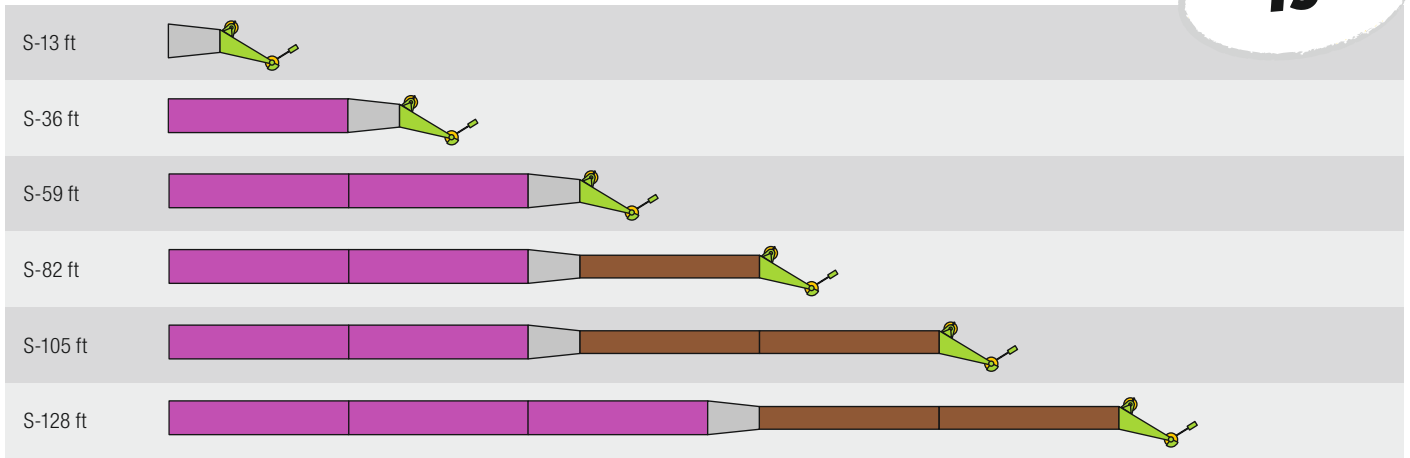
S	13 ft – 128 ft 0°
----------	----------------------

Strong system for steep working positions
Système puissant pour les positions de travail les plus raides

-  23 ft Telescopic boom extension · Rallonge flèche télescopique
-  23 ft Swing away jib extension · Rallonge flechette pliante

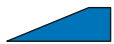
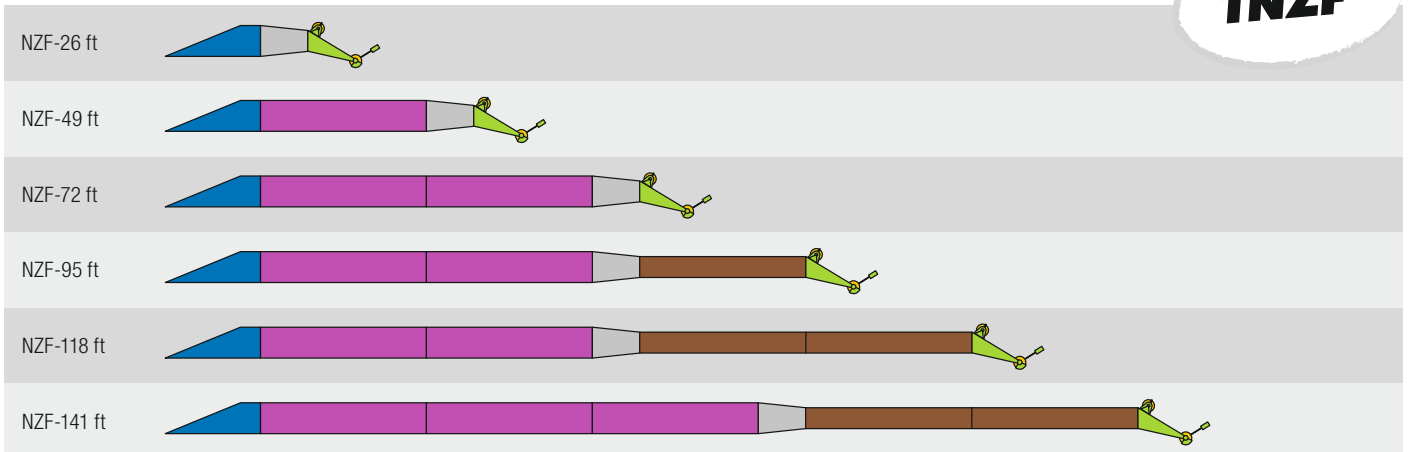
Boom/jib combinations Configurations de flèche

TS



US3192

TNZF



13 ft F-shaped base section - Élément de base F



23 ft Telescopic boom extension - Rallonge flèche télescopique



6.5 ft Reduction section - Élément réducteur



23 ft Swing away jib extension - Rallonge flechette pliante



6.5 ft F head section - Élément de tête F

US3191

Boom/jib combinations

Configurations de flèche

- T** Telescopic boom / Flèche télescopique
- K** Swing away jib / Fléchette pliante
- NZK** Hydraulic swing away jib / Fléchette pliante hydraulique
- V** Telescopic boom extension / Rallonge de flèche télescopique
- S** Strong jib / Fléchette particulièrement puissante
- NZF** Hydraulic lattice jib / Fléchette treillis hydraulique



T
15 – 21

TK/TNZK
22 – 26

TVK/TVNZK
27 – 41

TS
42 – 49





TNZF
50 – 61



S3190.01





Weights Poids

Hook block/Moufles à crochet

			
332,900 lbs	9	16	4,400 lbs
314,480 lbs	7	15	3,750 lbs
237,450 lbs	5	11	3,530 lbs
155,650 lbs	3	7	3,200 lbs
68,780 lbs	1	3	1,850 lbs
23,150 lbs	–	1	1,100 lbs

Working speeds Vitesses











Crane carrier/Châssis porteur

	 min.	 max.	 %
445/95 R 25 (16.00 R 25) 525/80 R 25 (20.5 R 25)	0.3	53	56.5 %

Theoretical gradeability/Aptitude théorique en pente

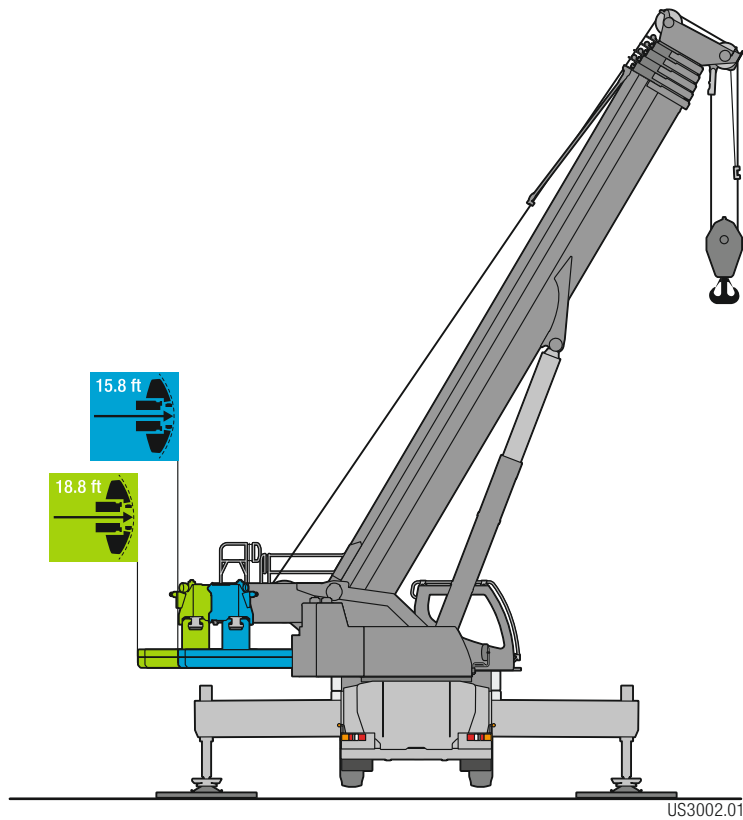
	
	12 / R2
	4 / R2

Crane superstructure/Partie tournante

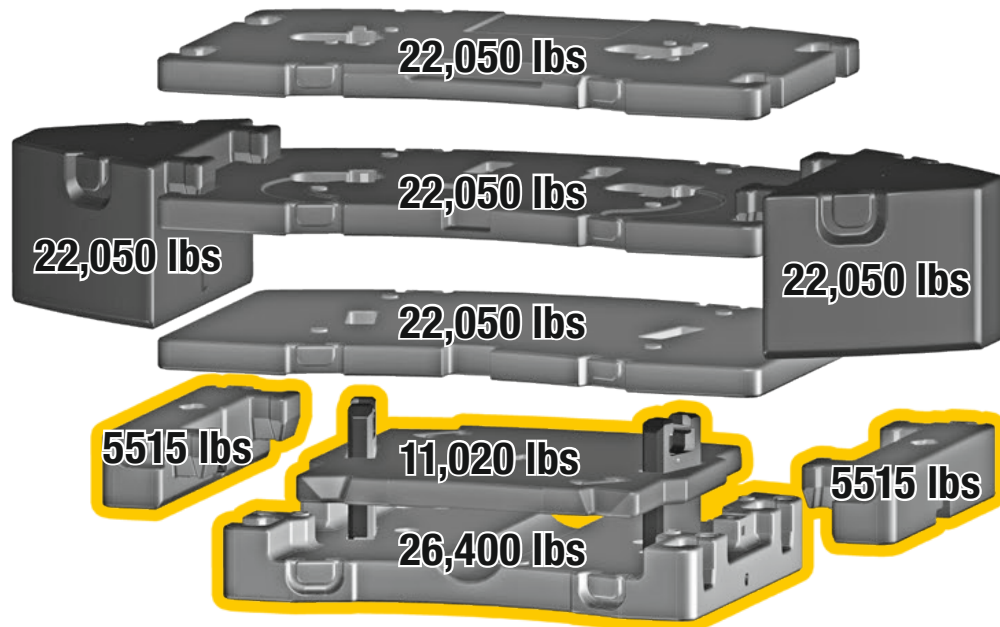
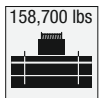
	 max			 F
	0 – 456 ft/min single line ft/min au brin simple	0.9"	984 ft	23,605 lbs
	0 – 456 ft/min single line ft/min au brin simple	0.9"	920 ft	23,605 lbs
	0 – 1.2 rpm			
	approx. 55 seconds to reach 83° boom angle env. 55 s jusqu'à 83°			
	approx. 550 seconds for boom extension from 41 ft – 246 ft env. 550 s pour passer de 41 ft – 246 ft			

VarioBallast

Counterweight radius / Rayon de contrepoids

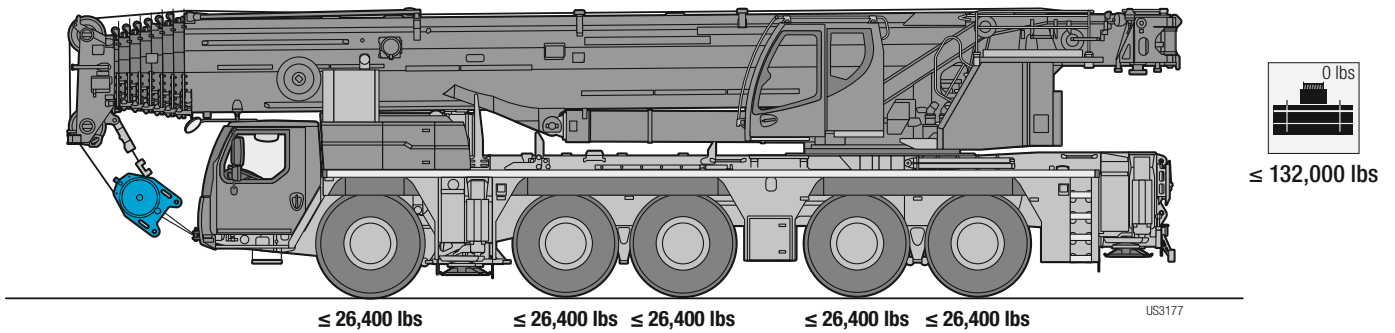


Counterweight Contrepoids



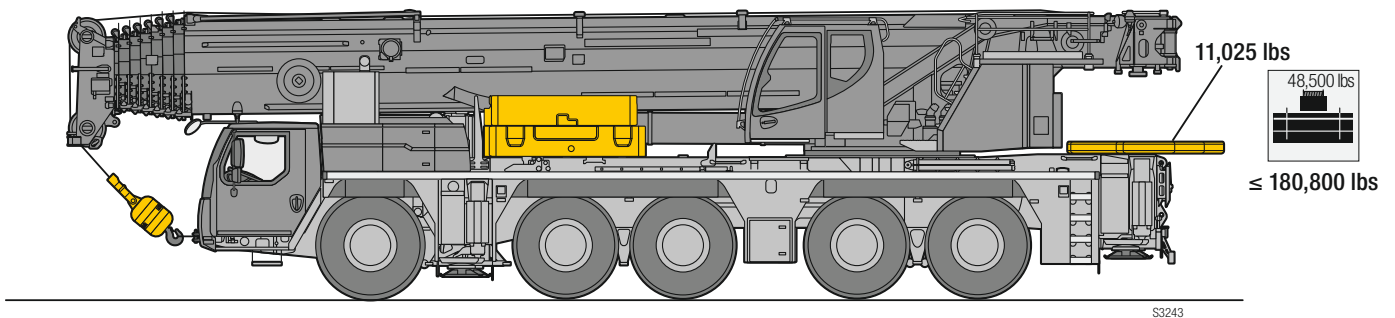
— Technisch transportierbar
Technically transportable

On-road driving Déplacement sur route



Jobsite driving Déplacement sur chantier

optional · en option



Lifting capacities

Forces de levage

T



	42 ft	55 ft	68 ft	81 ft	94 ft	108 ft	121 ft	134 ft	147 ft		
	*										
10	507.1	295.4	269.5	267.7						10	
11	325.7	295.4	270.7	268.6	266.9					11	
12	316.2	295.4	272.1	269.5	267.6					12	
13	306.6	289.7	273.6	270.5	268.4	233.5				13	
14	297.6	278.3	273.3	270	264.1	234				14	
15	287.7	267.5	265.8	265.1	254.7	234.1	200.2			15	
16	275.3	257.3	255.5	254.2	239.9	228.8	207.7			16	
17	263.8	247.3	247	244.9	231.4	219.9	201.2			17	
18	253.3	238.1	237.8	234.6	224.4	211.8	201.8	176.4		18	
19	243.5	229.4	229.3	225.1	216.4	204.1	195.8	176.5		19	
20	234.4	221.2	221.8	216.4	208.6	199.1	189.5	176.4		20	
22	217.8	206.3	207.8	204.5	197.6	188.1	180.6	170.7	147.2	22	
24	203.1	193.2	194.7	191.2	185.3	179.1	170.2	161.6	145.9	117.3	24
26	189.6	181.1	182.6	179.4	176	168.8	160.9	152.8	144.3	114.6	26
28	176.9	170.1	172.2	168.9	165.9	159.5	152.1	145	140.3	111.2	28
30	164.6	160.3	162.5	159.6	156.6	151.2	144.3	139.8	133.6	107.1	30
32	151.9	151.4	153.5	151.1	148.3	143.8	137.1	133.6	127.5	103.2	32
34	137.6	137.6	145.3	143.5	141	136.8	130.6	127.4	121.6	99.5	34
36	117.3	117.3	137.5	136.5	134.3	130.3	124.7	121.8	116.2	95.8	36
38			130.5	130	128.1	124.2	119.5	116.6	111.2	92.4	38
40			123.7	123.4	122.4	118.7	114.6	111.8	106.7	89.1	40
45			106.3	108.6	109.8	106.7	105.1	101.5	96.7	81.7	45
50			71.2	95.7	97.3	96.4	95.8	92.8	88.3	75.3	50
55				86	86.6	86	87.1	84.8	81.2	69.5	55
60				72.8	77.5	76.9	78.2	77.1	74.4	64.3	60
65					69.9	71	70.5	69.5	67.6	59.6	65
70					63.2	64.8	64	62.9	61.6	55.5	70
75					50.5	59.3	58.4	57.3	55.8	51.5	75
80						54.2	53.2	52	50.4	47.9	80
85						47.8	48.6	47.3	45.8	45.1	85
90							44.6	43.3	41.7	42.9	90
95							41.1	39.7	39.1	39.6	95
100							34.4	36.6	37.6	36.4	100
105								33.9	35.2	33.6	105
110								32.7	32.7	31	110
115								24.4	30.4	28.7	115
120									28.4	26.7	120
125									24.6	24.8	125
130										23.8	130
135										22.6	135
140										18.6	140

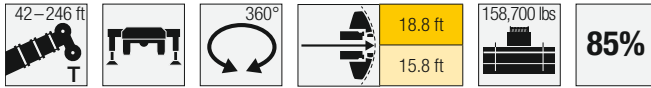
* over rear - en arrière

t_270_001_21501_00_000 / t_270_001_11501_00_000

Lifting capacities

Forces de levage

T



	160 ft	174 ft	187 ft	199 ft	213 ft	226 ft	229 ft	237 ft	243 ft	246 ft	
26	86.7										26
28	93.9	65.1									28
30	92.2	76.6									30
32	89.3	75.6	58.1								32
34	86.5	74.1	63.2								34
36	83.8	72.7	62.4	52.4							36
38	81.2	71.2	61.3	52.1	42.2						38
40	78.7	69.8	60	51.5	43.4						40
45	73	66.2	56.7	49.2	42.6	35.9	34.6	28.2	25.8	25.1	45
50	67.8	62.1	53.7	46.8	41.1	35	33.8	27.6	26.1	25.5	50
55	63.3	58.2	50.9	44.5	39.3	33.8	32.7	26.8	25.4	24.9	55
60	59.1	54.8	48.3	42.3	37.6	32.7	31.6	26	24.7	24.2	60
65	56.1	51.6	45.9	40.3	36	31.6	30.6	25.2	23.9	23.5	65
70	53.2	48.6	43.6	38.5	34.4	30.5	29.6	24.4	23.2	22.8	70
75	50.2	45.9	41.4	36.7	33	29.4	28.5	23.6	22.4	22	75
80	47	43.3	39.4	35	31.6	28.2	27.5	22.7	21.6	21.3	80
85	44	40.9	37.3	33.4	30.3	27.1	26.4	22	20.8	20.4	85
90	41.3	38.4	35.3	31.7	28.9	26	25.4	21.2	19.9	19.7	90
95	38.2	36.2	33.4	30.2	27.6	24.9	24.4	20.4	19.1	18.9	95
100	35	34	31.8	28.8	26.3	23.8	23.3	19.7	18.3	18.1	100
105	32.8	31.5	30.5	27.4	25.1	22.7	22.3	19	17.5	17.4	105
110	30.3	29.2	29.1	26.1	24	21.7	21.4	18.3	16.7	16.6	110
115	28	28	27.5	24.8	22.9	20.8	20.4	17.7	16	15.9	115
120	26	26.4	25.5	23.5	21.8	19.9	19.5	17.1	15.3	15.2	120
125	25.1	24.9	23.6	22.4	20.9	19	18.7	16.5	14.7	14.5	125
130	23.9	23.2	21.9	21.3	20	18.2	17.9	16	14	13.9	130
135	22.3	21.6	20.3	20.2	19.2	17.5	17.2	15.4	13.4	13.2	135
140	20.9	20.2	18.9	18.9	18.4	16.7	16.5	14.9	12.8	12.5	140
145	19.6	18.8	18.1	17.7	17.4	16	15.8	14.5	12.3	11.9	145
150	17.7	17.8	17.3	17.1	16.7	15.4	15.2	14	11.7	11.2	150
155	13.5	17.3	16.3	16.2	15.8	14.8	14.6	13.5	11.2	10.6	155
160		16.5	15.4	15.1	14.8	14.1	14	13	10.7	10.1	160
165		14.1	14.9	14.4	13.7	13.1	13.2	12.5	10.2	9.6	165
170			14.4	13.9	12.7	12.1	12.2	12	9.8	9.1	170
175			12.9	13.1	12	11.2	11.3	11.4	9.4	8.7	175
180			9.8	12.3	11.4	10.3	10.4	10.6	9.1	8.3	180
185				11.5	10.7	9.6	9.7	9.8	8.7	7.9	185
190				9.6	10	9	9.1	9.2	8.4	7.6	190
195					9.4	8.4	8.5	8.6	8.1	7.2	195
200					8.6	7.9	8	8.1	7.8	6.9	200
205					6.2	7.3	7.4	7.6	7.4	6.6	205
210						6.7	6.9	7	6.9	6.2	210
215						5.6	6.3	6.5	6.3	5.9	215
220						2.3	4.4	6	5.8	5.6	220
225								5.4	5.3	5.1	225
230								3.2	4.9	4.6	230
235									3	3.9	235

t_270_001_21501_00_000 / t_270_001_11501_00_000

Lifting capacities

Forces de levage

T

	42 ft	55 ft	68 ft	81 ft	94 ft	108 ft	121 ft	134 ft	147 ft	
10	295.4	269.5	267.7							10
11	295.4	270.7	268.6	266.9						11
12	295.4	272.1	269.5	267.6						12
13	285.9	273.6	270.5	268.4	233.5					13
14	273.7	270.2	267.2	263.1	234					14
15	262.2	260.4	260.2	253	234.1	200.2				15
16	251.5	250.4	249.9	239.7	228.8	200.7				16
17	241.8	241.5	241	231.4	219.9	201.2				17
18	232.4	232.2	231.7	224.4	211.8	201.8	176.4			18
19	223.4	223.3	222.6	216.4	204.1	195.8	176.5			19
20	214.8	215.5	214.2	208.6	199.1	189.5	176.4			20
22	199.4	201	201.2	197.6	188.1	180.6	170.7	147.2		22
24	185.4	187	187.4	185.3	179.1	170.2	161.6	145.9	117.3	24
26	172.3	174.8	174.5	174.9	168.8	160.9	152.8	144.3	114.6	26
28	159.9	162.5	162.4	163.3	158.7	152.1	145	139.9	111.2	28
30	148.4	151.3	151	152.2	147.9	142	137.8	131.5	107.1	30
32	137.5	140.4	140.3	141.8	137.9	133.2	128.3	121.6	103.2	32
34	127.5	130.5	131.2	132.1	127.7	124.9	119.1	113	99.5	34
36	117.2	121.5	122.9	123.2	118.8	116.3	110.9	105.1	95.8	36
38		113.5	114.9	115.1	111.3	108.8	103.5	98	91.9	38
40		106.3	107.8	107.8	105.9	101.7	96.8	91.8	87	40
45		88.6	90.2	90.5	91.1	87.2	83.1	78.6	75.9	45
50		71.2	75.9	78.3	78.2	75.8	72.3	69	66	50
55			66.5	67.3	67.1	66.2	63.5	60.7	60.4	55
60			58	58.6	58.4	57.6	56.2	55.8	54.4	60
65				51.7	51.5	50.5	49.6	51	48.8	65
70				46	45.7	44.8	46.5	45.3	44.6	70
75				41.4	40.9	40.9	41.7	40.5	40.1	75
80					36.9	38.4	37.6	36.4	35.9	80
85					33.5	34.9	34	33	33.3	85
90						31.9	31	30.8	30.6	90
95						29.2	28.3	28.3	27.8	95
100						26.9	25.9	26.6	25.4	100
105							23.8	24.5	23.7	105
110							22.8	22.6	22.4	110
115							21.9	20.9	20.8	115
120								19.4	19.5	120
125								18	18.1	125
130									16.8	130
135									15.6	135
140									14.5	140

t_270_001_11505_00_000 / t_270_001_21505_00_000

Lifting capacities Forces de levage

T

42-246 ft

360°

18.8 ft

15.8 ft

103,600 lbs

85%

	160 ft	174 ft	187 ft	188 ft	199 ft	213 ft	217 ft	226 ft	229 ft	230 ft	237 ft	243 ft	246 ft	
26	86.7													26
28	93.9	65.1												28
30	92.2	76.6												30
32	89.3	75.6	58.1											32
34	86.5	74.1	63.2	36.8										34
36	83.8	72.7	62.4	36.4	52.4									36
38	81.2	71.2	61.3	35.8	52.1	42.2								38
40	78.7	69.8	60	35.2	51.5	43.4	30.8							40
45	71.7	66.2	56.7	33.6	49.2	42.6	30	35.9	34.6	28.1	28.2	25.8	25.1	45
50	64.6	61.9	53.7	32	46.8	41.1	29	35	33.8	27.4	27.6	26.1	25.5	50
55	58.3	55.1	50.9	30.5	44.5	39.3	28	33.8	32.7	26.7	26.8	25.4	24.9	55
60	51.7	48.9	47.8	29	42.3	37.6	27	32.7	31.6	25.9	26	24.7	24.2	60
65	46.3	44.9	42.8	27.7	40.3	36	26.1	31.6	30.6	25	25.2	23.9	23.5	65
70	42.5	41	39.3	26.3	37.2	34.4	25.1	30.5	29.6	24.1	24.4	23.2	22.8	70
75	38.7	37.8	35.7	25	34.2	32.5	24	29.4	28.5	23.2	23.6	22.4	22	75
80	36	34.3	33	23.6	32	30.3	22.9	28.2	27.5	22.3	22.7	21.6	21.3	80
85	32.6	31.2	30.3	22.2	29.2	27.6	21.7	26.6	26.4	21.4	22	20.8	20.4	85
90	29.5	29.5	28.2	21	26.8	26.1	20.6	24.5	24.4	20.4	21.2	19.9	19.7	90
95	26.8	27.3	26.1	19.8	25.3	24.3	19.6	22.5	22.5	19.5	20.4	19.1	18.9	95
100	25.3	25	24.1	18.7	23.6	22.3	18.6	20.6	20.6	18.6	19.5	18.3	18.1	100
105	23.6	22.7	22.6	17.6	22	20.5	17.7	18.8	18.9	17.7	18.5	17.5	17.3	105
110	21.8	21.5	21.1	16.7	20	18.9	16.8	17.2	17.3	16.9	17.1	16.4	16.2	110
115	20	19.7	19.3	15.7	18.3	17.2	15.9	15.8	15.8	16.1	15.7	15.3	15	115
120	18.4	18.3	17.7	14.9	16.6	15.6	15.1	14.4	14.5	15.4	14.4	14	13.7	120
125	17.6	16.8	16.2	14.1	15.2	14.2	14.4	12.9	13.1	14.1	13.2	12.8	12.5	125
130	16.4	15.4	14.9	13.3	13.8	12.8	13.5	11.6	11.8	12.8	11.9	11.7	11.4	130
135	15.1	14.2	13.6	12.6	12.6	11.6	12.5	10.4	10.6	11.6	10.7	10.4	10.2	135
140	14	13.1	12.5	11.9	11.5	10.5	11.4	9.4	9.5	10.4	9.7	9.5	9.3	140
145	13	12	11.4	11.3	10.4	9.6	10.3	8.6	8.7	9.6	8.8	8.6	8.4	145
150	12.1	11.1	10.5	10.7	9.6	8.8	9.5	7.8	7.9	8.8	8	7.9	7.7	150
155	11.4	10.2	9.7	10.2	8.8	8	8.8	7.1	7.2	8	7.3	7.1	7	155
160		9.6	9	9.6	8.2	7.4	8.1	6.4	6.5	7.4	6.7	6.5	6.3	160
165		9	8.4	9	7.6	6.8	7.5	5.7	5.9	6.8	6	5.9	5.7	165
170			7.8	8.4	7	6.1	6.9	5	5.2	6.2	5.4	5.2	5	170
175			7.3	7.9	6.4	5.5	6.3	4.4	4.5	5.6	4.7	4.6	4.3	175
180			6.8	7.4	5.8	4.9	5.8	3.8	3.9	5	4.1	3.9	3.7	180
185					5.2	4.3	5.2	3.2	3.3	4.4	3.5	3.4	3.1	185
190					4.7	3.7	4.6	2.6	2.8	3.8	3	2.8	2.6	190
195						3.3	4.1		2.3	3.3	2.5	2.3		195
200						2.8	3.7			2.8				200
205						2.4	3.2			2.4				205
210							2.8							210

t_270_001_11505_00_000 / L_270_001_21505_00_000

Lifting capacities

Forces de levage

T












	42 ft	55 ft	68 ft	81 ft	94 ft	108 ft	121 ft	130 ft	134 ft	147 ft	159 ft	
10	295.4	269.5	267.7									10
11	295.4	270.7	268.6	266.9								11
12	291.2	272.1	269.5	267.6								12
13	278.5	271.8	268.2	265.3	233.5							13
14	265.6	263.6	261.9	254.5	234							14
15	253.5	251.6	250.4	243.2	233.3	200.2						15
16	242.3	242.1	240.6	232.6	218.6	200.7						16
17	231.4	231.2	229.8	218.6	200.2	188.1						17
18	220.9	221.6	218.8	202	190.7	178.4	164.9					18
19	210.5	211.3	204.9	191.4	180.2	169.5	158.7					19
20	200.1	201.5	192.2	178.3	169.2	160	148					20
22	179.6	179.5	168.7	157.6	150.4	139.9	130.2	58.3	120.4			22
24	160.7	155.7	147.4	141.2	132.5	123.9	115.6	56	108.4	101.2		24
26	141.7	136	129.7	125.2	118.2	110.9	103.7	53.9	97.4	91.4		26
28	124.2	120.3	117.8	112.6	106.3	100	93.7	51.8	88.1	85.8	45.1	28
30	107.4	109.1	106	101.5	96.2	90.8	86.7	49.9	83.9	80	44.2	30
32	93.9	98.4	96.1	92.3	88	82.9	81	47.9	77.5	73.7	43.2	32
34	83.1	88.7	87.8	84.6	80.7	77	75.7	46.1	71.5	68.1	42.2	34
36	74.2	79.5	80.6	77.9	74.5	72.5	70.1	44.3	67.3	64.1	41.1	36
38		71.8	74.3	72	68.8	68.3	65.1	42.6	62.8	59.7	40.1	38
40		65.3	68	66.8	63.9	64.1	60.9	41	58.7	56.3	39	40
45		52.5	55.2	56	56.2	54.5	52	37.4	51	49.5	36.5	45
50		42.4	45.8	46.6	48.5	46.9	46.1	34.1	44.5	42.9	34.1	50
55			38.6	40.8	41.2	40.9	40.7	31.2	38.9	38	32	55
60			33.1	35.1	35.5	36.6	35.9	28.9	34.9	33.8	30	60
65				30.5	30.8	31.8	31.5	26.6	31.4	30	28.1	65
70				26.7	27.3	28	27.8	24.7	27.9	26.8	26.2	70
75				23.7	24.1	24.8	24.6	22.9	24.5	23.8	24	75
80					21.4	22.1	21.7	21.4	21.7	21	21.3	80
85					19.1	19.6	19.3	19.6	19.2	18.5	18.8	85
90						17.5	17.1	17.4	17.1	16.4	16.7	90
95						15.7	15.3	15.6	15.2	14.6	14.8	95
100						14.1	13.6	13.9	13.6	12.9	13.2	100
105							12.2	12.5	12.1	11.4	11.7	105
110							11	11.2	10.8	10.1	10.4	110
115							10	10	9.7	9.2	9.4	115
120								9.2	8.9	8.3	8.5	120
125									8.2	7.6	7.7	125
130										6.9	7	130
135										6.3	6.4	135
140										5.6	5.8	140
145											5.2	145
150											4.6	150

L_270_001_21510_00_000 / L_270_001_11510_00_000

Lifting capacities

Forces de levage

T

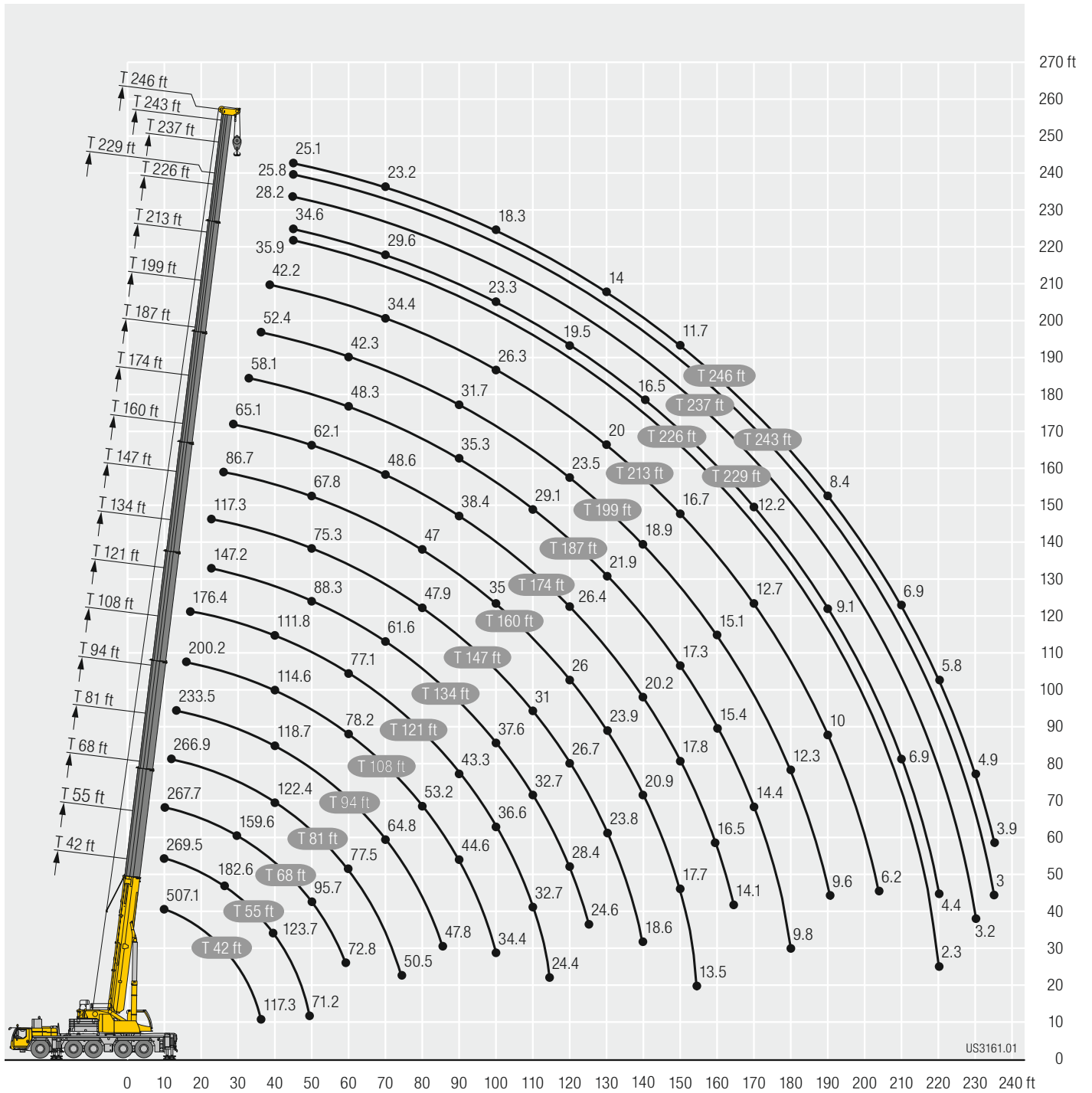






	160 ft	174 ft	187 ft	188 ft	199 ft	213 ft	217 ft	226 ft	229 ft	230 ft	237 ft	243 ft	246 ft	
26	86.4													26
28	81.2	65.1												28
30	75.4	71												30
32	69.5	65.4	58.1											32
34	64.9	61	57.6	36.8										34
36	60.9	57.8	54.6	36.4	50.2									36
38	57	53.8	50.7	35.8	47.7	42.2								38
40	53.3	51.3	48.6	35.2	46.1	43.3	30.8							40
45	47	44.7	42.7	33.6	40.2	37.4	30	34.7	33.9	28.1	28.2	25.8	25.1	45
50	41	39.8	38	32	36	33.5	29	30.7	30.6	27.4	27.5	26.1	25.5	50
55	36.8	34.8	33.4	30.5	31.4	29.1	28	26.6	26.5	26.7	25.5	24.7	24.2	55
60	32.4	30.7	29.4	29	27.5	25.4	26	23.2	23.1	24	22.5	21.8	21.4	60
65	28.8	27.1	26	26.9	24.2	22.2	22.9	20.1	20.1	21.1	19.7	19.1	18.6	65
70	25.6	24.1	23	23.9	21.4	19.6	20.3	17.6	17.6	18.6	17.2	16.7	16.3	70
75	22.9	21.5	20.5	21.4	18.9	17.3	18	15.4	15.4	16.4	15.1	14.6	14.2	75
80	20.4	19.2	18.3	19.2	16.7	15.2	15.9	13.4	13.5	14.4	13.2	12.7	12.4	80
85	17.9	17	16.3	17.1	14.8	13.4	14.2	11.7	11.7	12.7	11.6	11.1	10.7	85
90	15.8	14.9	14.3	15.1	13.1	11.7	12.6	10.1	10.2	11.2	10	9.6	9.3	90
95	14	13	12.5	13.3	11.4	10.2	11.1	8.7	8.8	9.8	8.7	8.3	8	95
100	12.3	11.4	10.9	11.6	9.8	8.9	9.7	7.3	7.5	8.5	7.5	7.1	6.8	100
105	10.9	10	9.5	10.2	8.6	7.6	8.6	6.1	6.3	7.4	6.3	6	5.7	105
110	9.7	8.9	8.5	9.1	7.6	6.5	7.5	5	5.2	6.4	5.2	5	4.7	110
115	8.7	8	7.5	8.2	6.7	5.5	6.5	4	4.2	5.4	4.3	3.9	3.7	115
120	7.9	7.1	6.7	7.3	5.8	4.6	5.6	3	3.2	4.5	3.2	2.9	2.5	120
125	7.1	6.4	5.9	6.5	5	3.7	4.7			3.6				125
130	6.4	5.7	5.2	5.8	4.2	2.8	3.9			2.6				130
135	5.8	5	4.5	5.2	3.4		3.1							135
140	5.1	4.2	3.7	4.5	2.6		2.3							140
145	4.5	3.6	3.1	3.8										145
150	3.9	3	2.2	3.2										150
155	3.4	2.4		2.6										155

t_270_001_21510_00_000 / t_270_001_11510_00_000

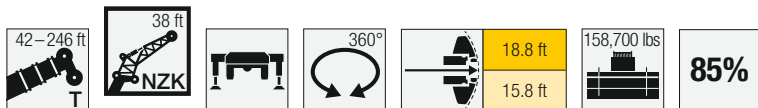
Lifting heights Hauteurs de levage

T



Lifting capacities Forces de levage

TNZK

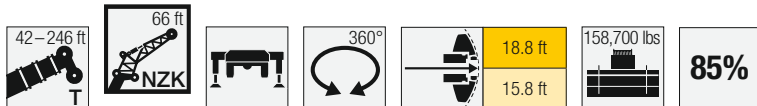


Lifting Capacity (lbs)	213 ft			226 ft			230 ft			237 ft			243 ft			246 ft			Lifting Capacity (lbs)
	0°	20°	40°	0°	20°	40°	0°	20°	40°	0°	20°	40°	0°	20°	40°	0°	20°	40°	
38	20.8																		38
40	23.9																		40
45	23.7			19			15.5			15			14.1						45
50	23.6			19			15.3			14.8			14			13.6			50
55	23.4	20.1		18.9			15			14.6			13.8			13.5			55
60	23.2	21.9		18.8	18.3		14.8	14.7		14.4	14.4		13.6			13.3			60
65	23	21.7		18.5	18		14.5	14.4		14.2	14.1		13.4	13.4		13.1	13.1		65
70	22.8	21.4	18.7	18.1	17.6	17.2	14.2	14	14.1	13.9	13.7		13.2	13.1		12.9	12.8		70
75	22.4	21.1	18.4	17.7	17.1	16.8	13.9	13.7	13.8	13.6	13.4	13.5	12.9	12.8	12.9	12.7	12.6	12.7	75
80	21.8	20.5	18.2	17.2	16.5	16.2	13.5	13.3	13.4	13.3	13.1	13.2	12.6	12.5	12.6	12.4	12.3	12.4	80
85	21.1	19.9	17.9	16.7	16	15.7	13.1	12.9	13	12.9	12.7	12.8	12.3	12.2	12.3	12.1	12	12.1	85
90	20.3	19.2	17.7	16.2	15.5	15.2	12.8	12.5	12.6	12.6	12.4	12.4	12	11.9	12	11.8	11.7	11.8	90
95	19.6	18.6	17.4	15.7	15	14.8	12.4	12.2	12.2	12.2	12	12.1	11.7	11.6	11.7	11.5	11.4	11.5	95
100	18.9	18	17.2	15.3	14.6	14.3	12	11.8	11.9	11.9	11.7	11.7	11.4	11.2	11.3	11.2	11.1	11.2	100
105	18.2	17.4	16.9	14.8	14.1	13.9	11.6	11.4	11.5	11.5	11.3	11.4	11.1	10.9	11	10.9	10.8	10.9	105
110	17.5	16.9	16.5	14.3	13.7	13.5	11.3	11.1	11.1	11.2	11	11.1	10.8	10.6	10.7	10.7	10.5	10.6	110
115	16.8	16.3	16	13.8	13.3	13.1	10.9	10.7	10.8	10.9	10.7	10.7	10.5	10.3	10.4	10.4	10.2	10.3	115
120	16.2	15.8	15.5	13.4	12.9	12.7	10.6	10.4	10.5	10.5	10.4	10.4	10.2	10.1	10.1	10.1	10	10	120
125	15.5	15.3	15.1	13	12.5	12.3	10.2	10.1	10.2	10.2	10	10.1	9.9	9.8	9.9	9.8	9.7	9.8	125
130	14.8	14.7	14.6	12.6	12.1	12	9.8	9.8	9.9	9.9	9.8	9.9	9.6	9.6	9.7	9.5	9.5	9.6	130
135	14.1	14.2	14.2	12.2	11.8	11.7	9.5	9.6	9.6	9.7	9.6	9.6	9.3	9.3	9.4	9.2	9.2	9.4	135
140	13.5	13.6	13.7	11.8	11.5	11.4	9.1	9.3	9.4	9.4	9.3	9.4	9	9.1	9.2	8.9	9	9.1	140
145	12.9	13	13.2	11.4	11.1	11.1	8.8	9	9.1	9.2	9.1	9.2	8.7	8.8	8.9	8.6	8.7	8.9	145
150	12.3	12.4	12.6	11	10.8	10.8	8.5	8.6	8.8	9	8.9	9	8.4	8.5	8.7	8.3	8.5	8.6	150
155	11.7	11.9	12.1	10.7	10.5	10.5	8.1	8.3	8.5	8.7	8.7	8.8	8.1	8.2	8.4	8	8.2	8.4	155
160	11.2	11.4	11.6	10.3	10.2	10.3	7.8	8	8.2	8.5	8.5	8.6	7.8	8	8.1	7.8	7.9	8.1	160
165	10.7	10.9	11.1	9.9	9.9	10	7.5	7.7	7.9	8.3	8.3	8.4	7.5	7.7	7.9	7.5	7.7	7.8	165
170	10.3	10.4	10.6	9.6	9.6	9.7	7.2	7.4	7.6	8.1	8.1	8.2	7.3	7.4	7.6	7.2	7.4	7.5	170
175	9.8	10	10.1	9.2	9.3	9.5	6.9	7.1	7.3	7.8	7.9	8	7	7.1	7.3	6.9	7.1	7.3	175
180	9.2	9.6	9.7	8.9	9	9.2	6.7	6.8	7	7.6	7.7	7.8	6.7	6.9	7	6.6	6.8	7	180
185	8.6	9	9.3	8.6	8.7	8.9	6.4	6.6	6.7	7.4	7.5	7.6	6.5	6.6	6.8	6.3	6.5	6.7	185
190	8.1	8.4	8.7	8.3	8.4	8.6	6.1	6.3	6.4	7.2	7.3	7.4	6.2	6.4	6.5	6	6.2	6.4	190
195	7.8	8	8.1	7.9	8.2	8.3	5.9	6	6.1	7	7.1	7.2	6	6.1	6.3	5.7	5.9	6.1	195
200	7.5	7.7	7.8	7.4	7.8	8	5.6	5.8	5.9	6.9	6.9	7	5.7	5.9	6	5.4	5.6	5.8	200
205	7.3	7.4	7.5	6.8	7.2	7.4	5.3	5.5	5.6	6.7	6.7	6.8	5.5	5.6	5.8	5.1	5.3	5.5	205
210	7	7.1	7.2	6.2	6.7	6.9	5.1	5.2	5.3	6.3	6.6	6.6	5.2	5.4	5.5	4.8	5	5.1	210
215	6.7	6.8	6.9	5.7	6.1	6.3	4.9	5	5.1	5.9	6.3	6.5	5	5.2	5.3	4.5	4.7	4.9	215
220	6.2	6.5	6.5	5.1	5.5	5.7	4.6	4.8	4.8	5.3	5.7	5.9	4.8	5	5	4.2	4.4	4.6	220
225	5.7	6	6	4.6	5	5.1	4.4	4.5	4.6	4.8	5.2	5.4	4.5	4.7	4.8	3.9	4.1	4.2	225
230	5.2	5.4		4.2	4.5	4.5	4.2	4.3	4.3	4.3	4.7	4.8	4.1	4.5	4.6	3.6	3.8	3.9	230
235	4.8	5		3.7	4	4	4	4.1	4.1	3.9	4.2	4.3	3.7	4	4.1	3.3	3.5	3.6	235
240	3.4			3.3	3.5	3.5	3.8	3.9	3.9	3.4	3.7	3.8	3.2	3.6	3.6	3	3.3	3.3	240
245				2.9	3		3.6	3.7	3.7	3	3.3	3.3	2.8	3.1	3.2	2.6	2.9	3	245
250				2.2			3.4	3.5		2.6	2.8	2.8	2.4	2.7	2.7	2.2	2.5	2.5	250
255							2.7			2.2	2.4			2.3	2.2				255

t_270_002_11001_00_000 / L_270_002_12001_00_000

Lifting capacities Forces de levage

TNZK




	213 ft			226 ft			230 ft			237 ft			243 ft			246 ft			
	0°	20°	40°	0°	20°	40°	0°	20°	40°	0°	20°	40°	0°	20°	40°	0°	20°	40°	
45	12.3			10.7															45
50	12.2			10.6			9.6			9.2			8.5			8.2			50
55	12			10.5			9.5			9.2			8.5			8.2			55
60	11.9			10.4			9.5			9.2			8.5			8.2			60
65	11.8			10.3			9.4			9.2			8.5			8.2			65
70	11.6	9.8		10.2			9.4			9.2			8.5			8.2			70
75	11.5	9.6		10.1	9.1		9.3	8.6		9.1			8.5			8.2			75
80	11.3	9.4		10	8.9		9.2	8.5		9.1	8.4		8.5	8.2		8.2	8.2		80
85	11	9.2	7.9	10	8.8		9.1	8.4		9	8.3		8.5	8.1		8.2	8.1		85
90	10.8	9.1	7.9	9.8	8.6	7.6	9.1	8.3		8.9	8.2		8.5	8		8.2	8		90
95	10.6	8.9	7.8	9.7	8.5	7.6	9	8.2	7.4	8.9	8.1	7.4	8.5	8		8.2	7.9		95
100	10.4	8.7	7.7	9.6	8.4	7.5	8.9	8.1	7.3	8.8	8	7.3	8.4	7.9	7.2	8.2	7.8	7.2	100
105	10.1	8.6	7.6	9.4	8.3	7.4	8.8	8	7.3	8.7	7.9	7.3	8.3	7.8	7.2	8.1	7.7	7.1	105
110	9.9	8.5	7.5	9.3	8.2	7.4	8.6	7.9	7.2	8.5	7.8	7.2	8.2	7.7	7.1	8.1	7.7	7.1	110
115	9.8	8.4	7.5	9.2	8.1	7.3	8.4	7.8	7.2	8.4	7.8	7.1	8.1	7.6	7.1	8	7.6	7.1	115
120	9.6	8.3	7.4	9	8	7.3	8.3	7.7	7.1	8.2	7.7	7.1	7.9	7.5	7.1	7.8	7.5	7	120
125	9.4	8.1	7.4	8.9	7.9	7.2	8.1	7.6	7.1	8	7.6	7.1	7.8	7.5	7	7.7	7.4	7	125
130	9.2	8	7.3	8.8	7.8	7.2	7.9	7.6	7.1	7.9	7.5	7.1	7.6	7.4	7	7.6	7.4	7	130
135	9	7.9	7.3	8.6	7.7	7.2	7.7	7.5	7.1	7.7	7.4	7	7.5	7.3	7	7.4	7.3	6.9	135
140	8.8	7.9	7.3	8.5	7.6	7.2	7.6	7.4	7.1	7.5	7.4	7	7.3	7.2	7	7.3	7.2	6.9	140
145	8.6	7.8	7.2	8.3	7.6	7.1	7.4	7.3	7.1	7.4	7.3	7	7.2	7.1	6.9	7.1	7.1	6.9	145
150	8.4	7.7	7.2	8.2	7.5	7.1	7.2	7.2	7	7.2	7.2	7	7	7	6.9	7	7	6.9	150
155	8.2	7.6	7.2	8	7.4	7.1	7	7	7	7	7	7	6.9	6.9	6.9	6.8	6.8	6.8	155
160	8	7.5	7.2	7.8	7.4	7.1	6.8	6.9	6.9	6.9	6.9	6.9	6.7	6.7	6.8	6.6	6.7	6.8	160
165	7.8	7.5	7.2	7.6	7.3	7.1	6.6	6.7	6.8	6.7	6.7	6.8	6.5	6.6	6.7	6.5	6.5	6.7	165
170	7.6	7.4	7.2	7.4	7.3	7.1	6.4	6.5	6.7	6.6	6.6	6.7	6.3	6.4	6.6	6.3	6.4	6.6	170
175	7.4	7.4	7.2	7.3	7.2	7.1	6.2	6.4	6.5	6.4	6.4	6.6	6.1	6.3	6.5	6.1	6.2	6.5	175
180	7.2	7.3	7.2	7.2	7.2	7.1	6	6.2	6.4	6.3	6.3	6.4	5.9	6.1	6.3	5.9	6.1	6.3	180
185	7.1	7.3	7.2	7	7.1	7.1	5.7	6	6.2	6.1	6.2	6.3	5.7	5.9	6.2	5.7	5.9	6.2	185
190	7	7.3	7.2	6.9	7	7.1	5.5	5.8	6	6	6	6.2	5.5	5.7	6	5.4	5.7	6	190
195	6.8	7.2	7.2	6.8	7	7.1	5.3	5.6	5.8	5.8	5.9	6	5.3	5.6	5.8	5.2	5.5	5.8	195
200	6.7	7.2	7.2	6.7	6.9	7	5.1	5.4	5.6	5.7	5.8	5.9	5.1	5.4	5.6	5	5.3	5.6	200
205	6.6	7.2	7.2	6.5	6.8	6.9	4.9	5.1	5.4	5.6	5.6	5.8	4.9	5.2	5.4	4.7	5.1	5.4	205
210	6.4	7.1	7.2	6.4	6.6	6.8	4.7	4.9	5.1	5.4	5.5	5.7	4.7	5	5.2	4.5	4.9	5.2	210
215	6.2	6.8	7.1	6.2	6.5	6.6	4.5	4.7	4.9	5.3	5.4	5.6	4.5	4.8	5	4.2	4.7	4.9	215
220	6	6.3	6.6	5.8	6.3	6.5	4.3	4.5	4.7	5.2	5.3	5.4	4.3	4.6	4.8	3.9	4.4	4.7	220
225	5.8	6	6.1	5.3	6.1	6.3	4.1	4.3	4.5	5	5.1	5.3	4.1	4.4	4.6	3.6	4.1	4.4	225
230	5.5	5.8	5.9	4.8	5.6	5.9	3.9	4.1	4.3	4.8	5	5.2	4	4.2	4.4	3.4	3.8	4.1	230
235	5.3	5.5	5.6	4.4	5	5.4	3.7	3.9	4	4.5	4.9	5	3.8	4	4.2	3.1	3.6	3.8	235
240	5	5.3	5.4	3.9	4.5	4.8	3.4	3.7	3.8	4	4.7	4.9	3.5	3.8	4	2.9	3.3	3.5	240
245	4.5	5	5.1	3.5	4.1	4.3	3.2	3.5	3.6	3.6	4.2	4.5	3.3	3.6	3.7	2.6	3	3.2	245
250	4.1	4.5	4.5	3.1	3.6	3.8	3	3.3	3.4	3.2	3.8	4	3	3.4	3.5	2.4	2.8	2.9	250
255	3.8	4.1	4	2.7	3.2	3.3	2.8	3.1	3.1	2.8	3.3	3.5	2.6	3.2	3.3		2.5	2.6	255
260	3.4	3.7		2.3	2.8	2.8	2.7	2.8	2.9	2.4	2.9	3.1	2.2	2.7	2.9		2.3	2.3	260
265	2.7				2.3	2.3	2.5	2.6	2.6		2.5	2.6		2.3	2.5				265
270							2.3	2.4	2.4										270
275								2.2											275

t_270_002_14001_00_000 / t_270_002_13001_00_000

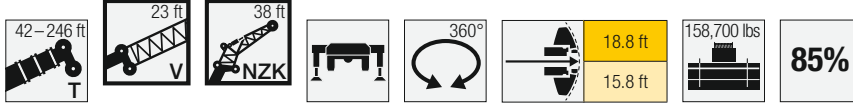
Lifting heights Hauteurs de levage

TNZK



Lifting capacities Forces de levage

TVNZK

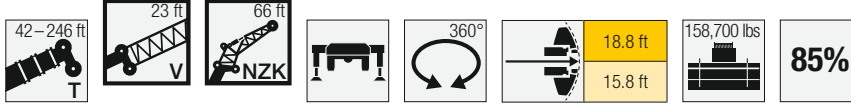


	213 ft + 23 ft			226 ft + 23 ft			230 ft + 23 ft			237 ft + 23 ft			243 ft + 23 ft			246 ft + 23 ft			
	38 ft			38 ft			38 ft			38 ft			38 ft			38 ft			
	0°	20°	40°	0°	20°	40°	0°	20°	40°	0°	20°	40°	0°	20°	40°	0°	20°	40°	
45	16.7																		45
50	16.6			13.5			10.8			10.5			9.9						50
55	16.4			13.5			10.7			10.3			9.8						55
60	16.3	15.9		13.4			10.5			10.2			9.7			9.5			60
65	16.1	15.7		13.3	12.9		10.4	10.3		10.1	10.1		9.6			9.4			65
70	15.9	15.5	14.6	13.1	12.7		10.2	10.1		10	9.9		9.5	9.5		9.3	9.3		70
75	15.7	15.3	14.4	12.8	12.5	12.1	10	9.9	10	9.8	9.8		9.4	9.4		9.2	9.2		75
80	15.5	15	14.2	12.6	12.2	11.8	9.8	9.7	9.8	9.7	9.6	9.6	9.3	9.2	9.3	9.1	9.1	9.1	80
85	15.1	14.5	14	12.3	11.9	11.5	9.7	9.6	9.6	9.5	9.4	9.4	9.1	9.1	9.1	9	8.9	9	85
90	14.6	14.1	13.7	12	11.5	11.2	9.5	9.4	9.4	9.3	9.2	9.3	8.9	8.9	9	8.8	8.8	8.8	90
95	14.2	13.6	13.4	11.6	11.2	11	9.3	9.2	9.2	9.1	9.1	9.1	8.8	8.8	8.8	8.6	8.6	8.7	95
100	13.7	13.2	13	11.3	10.9	10.6	9	9	9	8.9	8.9	8.9	8.6	8.6	8.6	8.4	8.4	8.5	100
105	13.3	12.8	12.6	10.9	10.6	10.3	8.8	8.8	8.8	8.7	8.7	8.7	8.4	8.4	8.5	8.3	8.3	8.4	105
110	12.8	12.4	12.2	10.6	10.3	10.1	8.6	8.6	8.6	8.5	8.5	8.5	8.2	8.2	8.3	8.1	8.1	8.2	110
115	12.4	12	11.8	10.3	10	9.8	8.4	8.3	8.4	8.3	8.3	8.4	8.1	8	8.1	7.9	7.9	8	115
120	12	11.6	11.4	9.9	9.7	9.6	8.2	8.2	8.2	8.1	8.1	8.2	7.9	7.9	7.9	7.8	7.8	7.8	120
125	11.6	11.2	11.1	9.6	9.4	9.4	8	8	8	7.9	7.9	8	7.7	7.7	7.7	7.6	7.6	7.7	125
130	11.2	10.9	10.7	9.4	9.2	9.2	7.8	7.7	7.8	7.7	7.7	7.8	7.5	7.5	7.6	7.4	7.4	7.5	130
135	10.9	10.5	10.4	9.1	9	8.9	7.6	7.5	7.6	7.5	7.5	7.6	7.3	7.3	7.4	7.2	7.2	7.3	135
140	10.6	10.2	10.2	8.9	8.8	8.7	7.4	7.4	7.4	7.3	7.3	7.4	7.2	7.1	7.2	7.1	7.1	7.2	140
145	10.3	10	9.9	8.7	8.5	8.5	7.2	7.2	7.2	7.2	7.1	7.2	7	7	7	6.9	6.9	7	145
150	10	9.7	9.7	8.5	8.3	8.3	6.9	7	7.1	7	6.9	7	6.8	6.8	6.9	6.8	6.7	6.8	150
155	9.7	9.5	9.4	8.3	8.1	8.1	6.7	6.8	6.9	6.8	6.8	6.9	6.6	6.6	6.7	6.6	6.6	6.7	155
160	9.4	9.2	9.2	8	7.9	8	6.5	6.6	6.7	6.6	6.6	6.7	6.4	6.5	6.6	6.4	6.4	6.5	160
165	9.1	9	9	7.8	7.7	7.8	6.3	6.4	6.5	6.5	6.4	6.5	6.2	6.3	6.4	6.2	6.3	6.4	165
170	8.8	8.8	8.8	7.7	7.5	7.6	6.1	6.2	6.3	6.3	6.3	6.4	6	6.1	6.2	6	6.1	6.2	170
175	8.5	8.5	8.6	7.5	7.4	7.4	5.9	6	6.1	6.1	6.1	6.2	5.8	5.9	6	5.8	5.9	6	175
180	8.2	8.3	8.4	7.3	7.2	7.3	5.6	5.8	5.9	6	6	6.1	5.6	5.7	5.8	5.5	5.7	5.8	180
185	7.9	8.1	8.2	7.1	7.1	7.1	5.4	5.6	5.7	5.8	5.8	5.9	5.4	5.5	5.6	5.3	5.5	5.6	185
190	7.7	7.8	7.9	7	6.9	7	5.2	5.3	5.5	5.7	5.7	5.8	5.2	5.3	5.4	5	5.3	5.4	190
195	7.4	7.5	7.6	6.8	6.7	6.8	4.9	5.1	5.2	5.5	5.6	5.6	5	5.1	5.2	4.7	5	5.2	195
200	7	7.2	7.3	6.6	6.6	6.7	4.7	4.9	5	5.4	5.4	5.5	4.7	4.9	5	4.5	4.7	4.9	200
205	6.4	6.9	7	6.4	6.4	6.5	4.5	4.6	4.8	5.3	5.3	5.4	4.5	4.7	4.8	4.2	4.5	4.7	205
210	6	6.3	6.6	6.1	6.3	6.3	4.3	4.4	4.5	5.1	5.2	5.2	4.3	4.5	4.6	3.9	4.2	4.4	210
215	5.8	5.9	6	5.6	6.1	6.2	4	4.2	4.3	5	5	5.1	4.1	4.3	4.4	3.6	3.9	4.1	215
220	5.6	5.7	5.8	5.1	5.6	5.8	3.8	4	4.1	4.8	4.9	5	3.9	4	4.2	3.3	3.6	3.8	220
225	5.4	5.5	5.5	4.6	5	5.3	3.6	3.8	3.8	4.6	4.7	4.8	3.6	3.8	3.9	3.1	3.3	3.5	225
230	5.1	5.2	5.3	4.1	4.5	4.7	3.3	3.5	3.6	4.2	4.6	4.7	3.4	3.6	3.7	2.8	3.1	3.2	230
235	4.7	5	5	3.7	4	4.2	3.1	3.3	3.4	3.8	4.2	4.4	3.2	3.4	3.5	2.6	2.8	2.9	235
240	4.2	4.5	4.6	3.2	3.6	3.7	2.9	3.1	3.1	3.3	3.7	3.9	3	3.2	3.3	2.3	2.5	2.6	240
245	3.8	4.1	4.1	2.8	3.1	3.2	2.7	2.8	2.9	2.9	3.3	3.4	2.7	3	3		2.3	2.3	245
250	3.4	3.7	3.6	2.4	2.7	2.7	2.5	2.6	2.6	2.5	2.8	2.9	2.3	2.6	2.8				250
255	3.1	3.2			2.3	2.3	2.3	2.4	2.4		2.4	2.5		2.2	2.3				255
260	2.3																		260

t_270_003_12001_00_000 / t_270_003_11001_00_000

Lifting capacities Forces de levage

TVNZK




Lifting height (ft)	213 ft + 23 ft			226 ft + 23 ft			230 ft + 23 ft			237 ft + 23 ft			243 ft + 23 ft			246 ft + 23 ft			Lifting height (ft)	
	66 ft			66 ft			66 ft			66 ft			66 ft			66 ft				
	0°	20°	40°	0°	20°	40°	0°	20°	40°	0°	20°	40°	0°	20°	40°	0°	20°	40°		
50	9.9			8.2															50	
55	9.9			8.2			6.9			6.4			6						55	
60	9.8			8.2			6.9			6.4			6				5.8		60	
65	9.7			8.2			6.9			6.4			6				5.8		65	
70	9.7			8.2			6.9			6.4			6				5.8		70	
75	9.6	8.9		8.2			6.9			6.4			6				5.8		75	
80	9.5	8.8		8.2	7.9		6.9			6.4			6				5.8		80	
85	9.4	8.7		8.2	7.9		6.9	6.9		6.4	6.8		6	6.4			5.8		85	
90	9.4	8.5		8.1	7.9		6.9	6.9		6.4	6.8		6	6.4			5.8	6.3	90	
95	9.3	8.4	7.5	8.1	7.8		6.9	6.9		6.4	6.7		6	6.4			5.8	6.3	95	
100	9.2	8.3	7.5	8	7.8	7.2	6.9	6.9		6.4	6.7		6	6.4			5.8	6.3	100	
105	9.1	8.2	7.4	8	7.7	7.2	6.8	6.8	6.7	6.4	6.7	6.5	6	6.4	6.2		5.8	6.3	105	
110	9	8.1	7.3	7.9	7.6	7.1	6.7	6.7	6.7	6.4	6.6	6.5	6	6.3	6.2		5.8	6.2	6	110
115	8.9	8	7.3	7.9	7.4	7.1	6.6	6.6	6.6	6.4	6.5	6.5	6	6.2	6.2		5.8	6.2	6	115
120	8.8	7.9	7.3	7.8	7.3	7	6.4	6.4	6.4	6.3	6.4	6.4	6	6.2	6.2		5.8	6.1	6	120
125	8.7	7.8	7.2	7.6	7.2	6.9	6.3	6.3	6.3	6.2	6.2	6.3	6	6	6.1		5.8	6	6	125
130	8.6	7.8	7.2	7.5	7	6.7	6.2	6.2	6.2	6.1	6.1	6.1	5.9	5.9	6		5.8	5.9	6	130
135	8.4	7.7	7.1	7.3	6.9	6.6	6.1	6.1	6	6	6	6	5.8	5.8	5.9		5.7	5.8	5.9	135
140	8.3	7.6	7.1	7.2	6.8	6.5	5.9	5.9	5.9	5.8	5.9	5.9	5.7	5.7	5.8		5.6	5.6	5.7	140
145	8.1	7.5	7.1	7	6.7	6.4	5.8	5.8	5.8	5.7	5.8	5.8	5.5	5.6	5.7		5.5	5.5	5.6	145
150	8	7.5	7.1	6.9	6.5	6.4	5.6	5.7	5.6	5.6	5.6	5.7	5.4	5.5	5.5		5.4	5.4	5.5	150
155	7.8	7.4	7.1	6.7	6.4	6.3	5.5	5.5	5.5	5.5	5.5	5.5	5.3	5.4	5.4		5.2	5.3	5.4	155
160	7.6	7.3	7.1	6.5	6.3	6.2	5.3	5.4	5.4	5.3	5.4	5.4	5.2	5.3	5.3		5.1	5.2	5.3	160
165	7.5	7.2	7.1	6.4	6.2	6.1	5.2	5.3	5.3	5.2	5.2	5.3	5.1	5.1	5.2		5	5.1	5.2	165
170	7.3	7.1	7	6.2	6.1	6	5.1	5.1	5.2	5.1	5.1	5.2	4.9	5	5.1		4.9	5	5.1	170
175	7.1	7	7	6.1	6	5.9	4.9	5	5.1	4.9	5	5.1	4.8	4.9	5		4.8	4.8	5	175
180	6.9	6.8	6.9	5.9	5.9	5.8	4.8	4.9	5	4.8	4.9	5	4.6	4.8	4.9		4.6	4.7	4.9	180
185	6.8	6.7	6.7	5.8	5.7	5.8	4.7	4.8	4.8	4.7	4.7	4.9	4.5	4.6	4.8		4.5	4.6	4.8	185
190	6.6	6.5	6.6	5.6	5.6	5.7	4.5	4.6	4.7	4.6	4.6	4.7	4.3	4.5	4.7		4.3	4.5	4.7	190
195	6.5	6.4	6.5	5.5	5.5	5.5	4.3	4.5	4.6	4.4	4.5	4.6	4.2	4.4	4.6		4.1	4.3	4.5	195
200	6.3	6.2	6.3	5.4	5.3	5.4	4.1	4.4	4.5	4.3	4.4	4.5	4	4.2	4.4		4	4.2	4.4	200
205	6.1	6.1	6.2	5.2	5.2	5.3	3.9	4.2	4.4	4.2	4.3	4.4	3.9	4.1	4.3		3.8	4.1	4.3	205
210	5.9	6	6.1	5.1	5.1	5.2	3.7	4	4.3	4.1	4.2	4.3	3.7	4	4.2		3.5	3.9	4.1	210
215	5.7	5.8	6	5	5	5.1	3.5	3.8	4.1	4	4.1	4.2	3.5	3.8	4		3.3	3.8	4	215
220	5.4	5.7	5.8	4.9	4.9	5	3.3	3.6	3.9	3.9	4	4.1	3.3	3.6	3.8		3	3.5	3.8	220
225	4.9	5.5	5.7	4.8	4.8	4.9	3.1	3.4	3.7	3.8	3.9	4	3.1	3.4	3.7		2.8	3.3	3.6	225
230	4.6	5.2	5.5	4.6	4.7	4.8	2.9	3.2	3.4	3.7	3.8	3.9	2.9	3.2	3.4		2.5	3	3.3	230
235	4.5	4.7	5.1	4.2	4.6	4.7	2.7	3	3.2	3.6	3.7	3.8	2.7	3	3.2		2.3	2.8	3.1	235
240	4.3	4.4	4.6	3.8	4.5	4.6	2.5	2.8	3	3.5	3.6	3.7	2.5	2.8	3			2.5	2.8	240
245	4.2	4.3	4.4	3.3	4	4.4	2.3	2.6	2.8	3.3	3.5	3.6	2.3	2.6	2.8			2.3	2.5	245
250	3.9	4.2	4.3	2.9	3.6	3.9		2.4	2.6	2.9	3.4	3.5		2.4	2.6				2.2	250
255	3.5	4	4	2.5	3.2	3.4			2.3	2.6	3.2	3.4		2.3	2.4					255
260	3.2	3.6	3.7		2.7	3					2.8	3.1			2.2					260
265	2.8	3.2	3.3		2.3	2.5					2.4	2.7								265
270	2.5	2.8	2.9									2.3								270
275		2.5	2.4																	275

t_270_003_13001_00_000 / t_270_003_14001_00_000

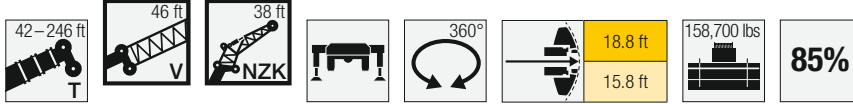
Lifting heights Hauteurs de levage

TVNZK



Lifting capacities Forces de levage

TVNZK

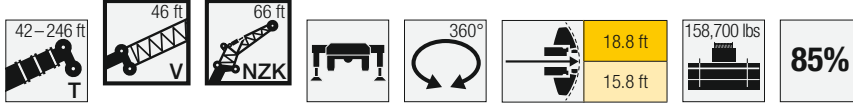


	213 ft + 46 ft			226 ft + 46 ft			230 ft + 46 ft			237 ft + 46 ft			243 ft + 46 ft			246 ft + 46 ft			
	38 ft			38 ft			38 ft			38 ft			38 ft			38 ft			
	0°	20°	40°	0°	20°	40°	0°	20°	40°	0°	20°	40°	0°	20°	40°	0°	20°	40°	
50	11.6																		50
55	11.4			9.4			7.9			7.7									55
60	11.2			9.4			7.8			7.6						6.9			60
65	11.1	10.9		9.3			7.7			7.5			7.1			6.9			65
70	10.9	10.7		9.2	9		7.6	7.7		7.5			7.1			6.9			70
75	10.8	10.5	10.3	9.1	8.9		7.5	7.5		7.4	7.4		7	7		6.8	6.9		75
80	10.6	10.3	10.2	8.9	8.7	8.5	7.4	7.4		7.3	7.3		6.9	6.9		6.8	6.8		80
85	10.4	10.1	10	8.8	8.6	8.4	7.3	7.3	7.4	7.1	7.1	7.2	6.8	6.8	6.9	6.7	6.7		85
90	10.2	10	9.9	8.6	8.4	8.2	7.2	7.1	7.2	7	7	7.1	6.7	6.7	6.8	6.6	6.6	6.7	90
95	10.1	9.8	9.7	8.5	8.2	8	7	7	7.1	6.9	6.9	6.9	6.6	6.6	6.7	6.5	6.5	6.6	95
100	9.9	9.7	9.6	8.3	8	7.8	6.9	6.9	6.9	6.8	6.7	6.8	6.5	6.5	6.6	6.4	6.4	6.4	100
105	9.8	9.5	9.4	8.2	7.9	7.7	6.7	6.7	6.8	6.6	6.6	6.7	6.4	6.4	6.4	6.3	6.2	6.3	105
110	9.6	9.4	9.3	8	7.7	7.5	6.6	6.6	6.6	6.5	6.5	6.5	6.2	6.2	6.3	6.1	6.1	6.2	110
115	9.3	9.2	9.2	7.8	7.5	7.4	6.5	6.4	6.5	6.4	6.3	6.4	6.1	6.1	6.2	6	6	6.1	115
120	9.1	9	9	7.7	7.4	7.2	6.3	6.3	6.3	6.2	6.2	6.3	6	6	6.1	5.9	5.9	6	120
125	8.9	8.8	8.7	7.5	7.2	7.1	6.1	6.1	6.2	6.1	6.1	6.1	5.9	5.9	5.9	5.8	5.8	5.9	125
130	8.7	8.5	8.5	7.3	7.1	6.9	6	6	6	5.9	5.9	6	5.7	5.8	5.8	5.7	5.7	5.7	130
135	8.4	8.3	8.3	7.1	6.9	6.8	5.8	5.9	5.9	5.8	5.8	5.9	5.6	5.6	5.7	5.5	5.6	5.6	135
140	8.2	8.1	8.1	7	6.8	6.7	5.7	5.7	5.8	5.6	5.7	5.7	5.5	5.5	5.6	5.4	5.4	5.5	140
145	8	7.9	7.9	6.8	6.6	6.5	5.5	5.6	5.6	5.5	5.5	5.6	5.3	5.4	5.4	5.3	5.3	5.4	145
150	7.8	7.7	7.7	6.6	6.5	6.4	5.4	5.4	5.5	5.3	5.4	5.4	5.2	5.2	5.3	5.1	5.2	5.2	150
155	7.6	7.5	7.5	6.4	6.3	6.3	5.2	5.3	5.3	5.2	5.2	5.3	5.1	5.1	5.2	5	5	5.1	155
160	7.4	7.3	7.3	6.3	6.2	6.2	5.1	5.1	5.2	5.1	5.1	5.2	4.9	5	5	4.9	4.9	5	160
165	7.2	7.1	7.1	6.1	6	6	4.9	5	5	4.9	4.9	5	4.8	4.8	4.9	4.8	4.8	4.9	165
170	7	6.9	7	5.9	5.9	5.9	4.8	4.8	4.9	4.8	4.8	4.9	4.6	4.7	4.8	4.6	4.7	4.7	170
175	6.8	6.7	6.8	5.8	5.7	5.8	4.6	4.7	4.7	4.7	4.7	4.8	4.5	4.6	4.7	4.5	4.5	4.6	175
180	6.6	6.6	6.6	5.6	5.6	5.6	4.4	4.5	4.6	4.5	4.5	4.6	4.3	4.4	4.5	4.3	4.4	4.5	180
185	6.5	6.4	6.5	5.5	5.4	5.5	4.3	4.4	4.5	4.4	4.4	4.5	4.1	4.3	4.4	4.1	4.2	4.4	185
190	6.3	6.3	6.3	5.3	5.3	5.3	4.1	4.2	4.3	4.3	4.3	4.4	3.9	4.1	4.2	3.9	4.1	4.2	190
195	6.2	6.1	6.1	5.2	5.2	5.2	3.8	4	4.2	4.2	4.2	4.3	3.7	3.9	4	3.7	3.9	4	195
200	6	6	6	5.1	5	5.1	3.6	3.8	4	4	4.1	4.1	3.5	3.7	3.9	3.5	3.7	3.9	200
205	5.8	5.8	5.9	4.9	4.9	5	3.4	3.6	3.8	3.9	4	4	3.4	3.6	3.7	3.2	3.5	3.7	205
210	5.6	5.6	5.7	4.8	4.8	4.8	3.2	3.4	3.6	3.8	3.8	3.9	3.2	3.4	3.5	3	3.3	3.5	210
215	5.2	5.5	5.5	4.7	4.7	4.7	3	3.2	3.3	3.7	3.7	3.8	3	3.2	3.3	2.7	3	3.2	215
220	4.7	5.1	5.3	4.6	4.6	4.6	2.8	3	3.1	3.6	3.6	3.7	2.8	3	3.1	2.5	2.8	3	220
225	4.4	4.7	4.9	4.4	4.5	4.5	2.6	2.8	2.9	3.5	3.5	3.6	2.6	2.8	2.9	2.2	2.5	2.7	225
230	4.3	4.3	4.4	4	4.3	4.4	2.4	2.6	2.7	3.4	3.4	3.5	2.4	2.6	2.7		2.2	2.4	230
235	4.1	4.2	4.2	3.5	4	4.2		2.3	2.4	3.2	3.3	3.4		2.4	2.5				235
240	3.9	4	4.1	3.1	3.5	3.7			2.2	3	3.2	3.3			2.3				240
245	3.6	3.8	3.9	2.7	3	3.2				2.7	3	3.1							245
250	3.3	3.5	3.6	2.2	2.6	2.8				2.3	2.7	2.9							250
255	2.9	3.2	3.2			2.3					2.3	2.4							255
260	2.5	2.8	2.8																260
265		2.4	2.4																265

L_270_003_31001_00_000 / L_270_003_32001_00_000

Lifting capacities Forces de levage

TVNZK

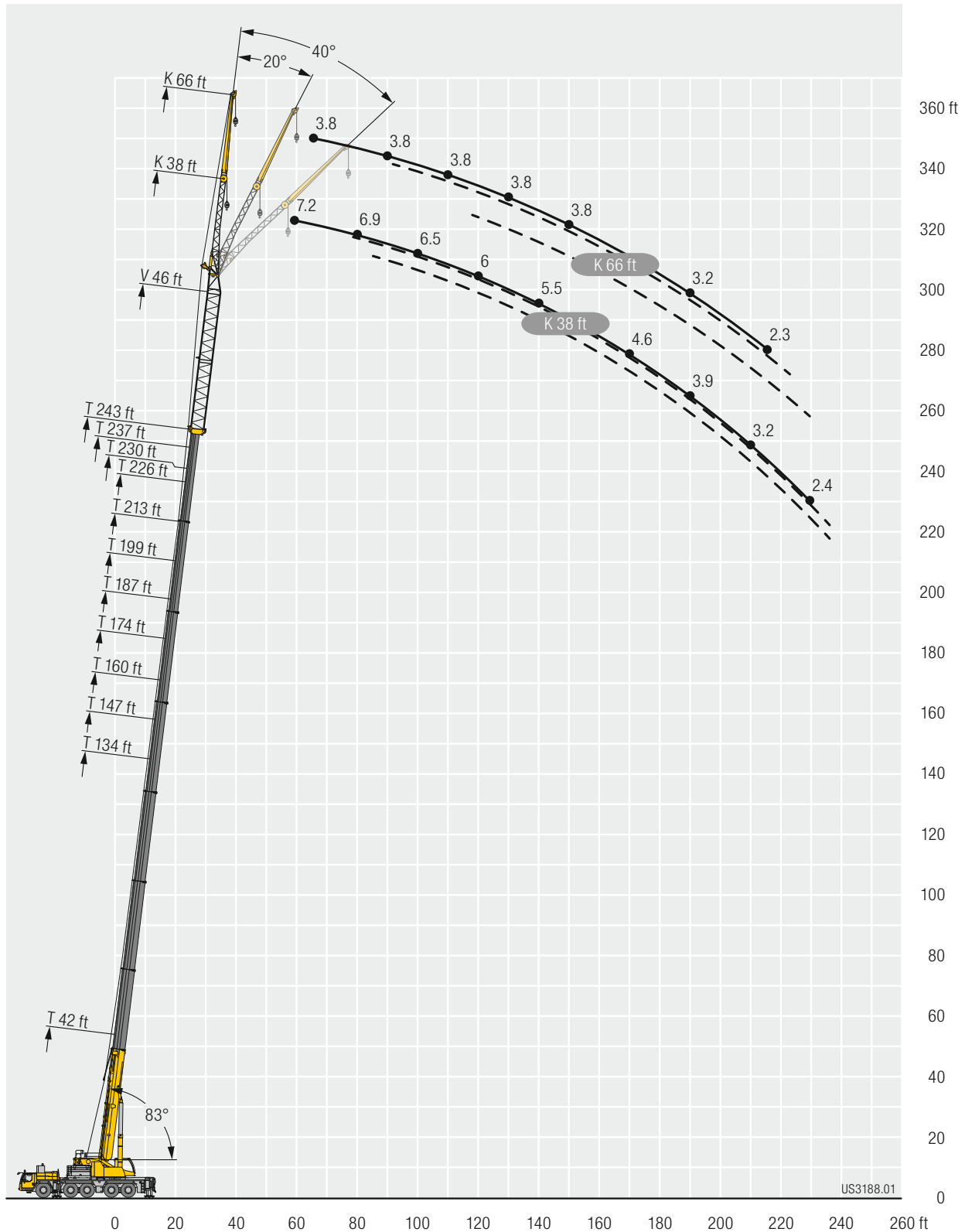


Lifting height	213 ft + 46 ft			226 ft + 46 ft			230 ft + 46 ft			237 ft + 46 ft			243 ft + 46 ft			Lifting height
	66 ft			66 ft			66 ft			66 ft			66 ft			
	0°	20°	40°	0°	20°	40°	0°	20°	40°	0°	20°	40°	0°	20°	40°	
55	7.6															55
60	7.6			5.8			4.7			4.4						60
65	7.6			5.8			4.7			4.4			3.8			65
70	7.6			5.8			4.7			4.4			3.8			70
75	7.6			5.8			4.7			4.4			3.8			75
80	7.5			5.8			4.7			4.4			3.8			80
85	7.4	7.3		5.8			4.7			4.4			3.8			85
90	7.3	7.2		5.8	6.1		4.7	5.3		4.4	5.1		3.8			90
95	7.2	7.1		5.8	6		4.7	5.3		4.4	5.1		3.8	4.7		95
100	7.1	7	6.8	5.8	6		4.7	5.2		4.4	5.1		3.8	4.7		100
105	7	6.9	6.8	5.8	5.9	5.7	4.7	5.1		4.4	5.1		3.8	4.7		105
110	6.9	6.8	6.7	5.8	5.7	5.6	4.7	5.1	5	4.4	5	4.9	3.8	4.7		110
115	6.9	6.7	6.6	5.8	5.6	5.5	4.7	5	5	4.4	4.9	4.9	3.8	4.7	4.6	115
120	6.8	6.6	6.5	5.7	5.5	5.3	4.7	4.9	4.9	4.4	4.8	4.8	3.8	4.6	4.6	120
125	6.6	6.4	6.4	5.6	5.4	5.2	4.7	4.8	4.8	4.4	4.7	4.8	3.8	4.5	4.6	125
130	6.5	6.3	6.2	5.5	5.2	5.1	4.6	4.7	4.7	4.4	4.6	4.7	3.8	4.4	4.5	130
135	6.4	6.2	6.2	5.4	5.1	5	4.6	4.6	4.6	4.4	4.5	4.6	3.8	4.3	4.5	135
140	6.3	6.1	6	5.3	5	4.9	4.5	4.5	4.5	4.3	4.4	4.5	3.8	4.3	4.4	140
145	6.2	6	6	5.2	4.9	4.8	4.4	4.4	4.4	4.3	4.3	4.4	3.8	4.2	4.3	145
150	6.1	5.9	5.9	5.1	4.8	4.7	4.2	4.3	4.3	4.2	4.2	4.3	3.8	4.1	4.2	150
155	6	5.8	5.8	4.9	4.7	4.6	4.1	4.2	4.2	4.1	4.1	4.2	3.8	4	4.1	155
160	5.9	5.7	5.7	4.8	4.6	4.5	4	4.1	4.1	4	4	4.1	3.8	3.9	4	160
165	5.8	5.6	5.6	4.7	4.5	4.4	3.9	4	4	3.9	3.9	4	3.8	3.8	3.9	165
170	5.6	5.5	5.5	4.6	4.4	4.3	3.8	3.9	3.9	3.8	3.8	3.9	3.7	3.7	3.8	170
175	5.5	5.4	5.4	4.5	4.3	4.3	3.7	3.8	3.8	3.7	3.8	3.8	3.5	3.6	3.7	175
180	5.4	5.3	5.3	4.4	4.2	4.2	3.6	3.7	3.7	3.6	3.6	3.7	3.4	3.6	3.6	180
185	5.3	5.2	5.2	4.3	4.1	4.1	3.4	3.5	3.6	3.4	3.5	3.6	3.3	3.4	3.5	185
190	5.1	5.1	5.1	4.2	4	4	3.3	3.4	3.5	3.3	3.4	3.5	3.2	3.3	3.5	190
195	5	5	5	4.1	4	4	3.1	3.3	3.4	3.2	3.3	3.4	3	3.2	3.4	195
200	4.9	4.9	4.9	4	3.9	3.9	2.9	3.2	3.3	3.1	3.2	3.3	2.8	3.1	3.3	200
205	4.8	4.7	4.8	3.9	3.8	3.8	2.8	3	3.2	3	3.1	3.2	2.7	3	3.2	205
210	4.6	4.6	4.7	3.8	3.8	3.8	2.6	2.9	3.1	2.9	3	3.1	2.5	2.8	3.1	210
215	4.5	4.5	4.6	3.7	3.7	3.7	2.4	2.7	2.9	2.8	2.9	3	2.3	2.7	2.9	215
220	4.4	4.4	4.5	3.6	3.6	3.7	2.2	2.6	2.8	2.7	2.8	2.9		2.5	2.8	220
225	4.3	4.3	4.4	3.5	3.5	3.6		2.4	2.6	2.6	2.7	2.8		2.3	2.6	225
230	4.1	4.2	4.3	3.4	3.4	3.5			2.5	2.4	2.6	2.7			2.4	230
235	3.7	4.1	4.2	3.3	3.3	3.4			2.2	2.4	2.5	2.6			2.2	235
240	3.3	4	4.1	3.2	3.3	3.3				2.3	2.4	2.5				240
245	3.1	3.6	4	2.9	3.2	3.3					2.3	2.4				245
250	3	3.2	3.6	2.6	3.1	3.2						2.3				250
255	2.8	2.9	3.1	2.3	2.9	3.1						2.2				255
260	2.7	2.8	2.9		2.6	2.9										260
265	2.5	2.7	2.8			2.5										265
270		2.5	2.6													270
275		2.3	2.4													275

t_270_003_34001_00_000 / t_270_003_33001_00_000

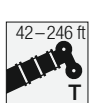
Lifting heights Hauteurs de levage

TVNZK



Lifting capacities Forces de levage

TVNZK



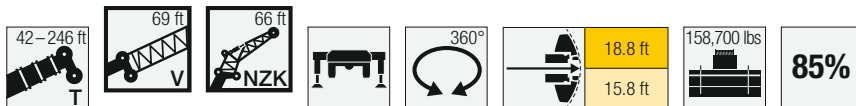
85%

	213 ft + 69 ft			226 ft + 69 ft			230 ft + 69 ft			237 ft + 69 ft			243 ft + 69 ft			
	38 ft			38 ft			38 ft			38 ft			38 ft			
	0°	20°	40°	0°	20°	40°	0°	20°	40°	0°	20°	40°	0°	20°	40°	
55	8.3															55
60	8.2			6.8			5.5									60
65	8.1			6.7			5.5			5.1			4.5			65
70	7.9	7.9		6.7			5.5			5.1			4.5			70
75	7.8	7.8		6.6	6.6		5.5			5.1			4.5			75
80	7.7	7.6	7.6	6.5	6.5		5.5	5.5		5.1	5.4		4.5	5		80
85	7.6	7.5	7.5	6.4	6.4	6.3	5.4	5.4		5.1	5.3		4.5	5		85
90	7.5	7.4	7.4	6.3	6.2	6.2	5.3	5.3	5.3	5.1	5.2	5.2	4.5	4.9		90
95	7.3	7.2	7.2	6.2	6.1	6	5.2	5.2	5.3	5.1	5.1	5.2	4.5	4.9	4.9	95
100	7.2	7.1	7.1	6.1	6	5.9	5.1	5.1	5.2	5	5	5.1	4.5	4.8	4.8	100
105	7.1	7	7	5.9	5.8	5.7	5	5	5.1	4.9	4.9	5	4.5	4.7	4.7	105
110	7	6.9	6.8	5.8	5.7	5.6	4.9	4.9	5	4.8	4.8	4.9	4.5	4.6	4.6	110
115	6.8	6.7	6.7	5.7	5.5	5.5	4.8	4.8	4.9	4.7	4.7	4.8	4.5	4.5	4.6	115
120	6.7	6.6	6.5	5.5	5.4	5.3	4.7	4.7	4.7	4.6	4.6	4.7	4.4	4.4	4.5	120
125	6.6	6.4	6.4	5.4	5.3	5.2	4.5	4.6	4.6	4.5	4.5	4.6	4.3	4.3	4.4	125
130	6.4	6.3	6.3	5.3	5.1	5.1	4.4	4.5	4.5	4.4	4.4	4.5	4.2	4.2	4.3	130
135	6.3	6.2	6.2	5.1	5	5	4.3	4.4	4.4	4.3	4.3	4.4	4.1	4.1	4.2	135
140	6.2	6.1	6	5	4.9	4.8	4.2	4.2	4.3	4.1	4.2	4.3	4	4	4.1	140
145	6.1	5.9	5.9	4.9	4.8	4.7	4.1	4.1	4.2	4	4.1	4.1	3.9	3.9	4	145
150	5.9	5.8	5.8	4.8	4.7	4.6	4	4	4.1	3.9	4	4	3.8	3.8	3.9	150
155	5.8	5.7	5.7	4.6	4.5	4.5	3.9	3.9	4	3.8	3.8	3.9	3.6	3.7	3.8	155
160	5.7	5.6	5.6	4.5	4.4	4.4	3.7	3.8	3.9	3.7	3.7	3.8	3.5	3.6	3.7	160
165	5.6	5.5	5.5	4.4	4.3	4.3	3.6	3.7	3.7	3.5	3.6	3.7	3.4	3.5	3.6	165
170	5.4	5.3	5.4	4.3	4.2	4.2	3.5	3.5	3.6	3.4	3.5	3.6	3.3	3.4	3.5	170
175	5.2	5.2	5.3	4.2	4.1	4.1	3.3	3.4	3.5	3.3	3.4	3.5	3.2	3.3	3.3	175
180	5.1	5.1	5.1	4.1	4	4	3.1	3.3	3.4	3.2	3.2	3.3	3	3.1	3.2	180
185	5	4.9	5	4	3.9	3.9	3	3.1	3.2	3	3.1	3.2	2.9	3	3.1	185
190	4.8	4.8	4.9	3.9	3.8	3.8	2.8	3	3.1	2.9	3	3.1	2.7	2.9	3	190
195	4.7	4.7	4.7	3.8	3.7	3.8	2.6	2.8	2.9	2.8	2.9	3	2.5	2.7	2.9	195
200	4.6	4.5	4.6	3.7	3.6	3.7	2.4	2.6	2.8	2.7	2.8	2.9	2.4	2.6	2.7	200
205	4.4	4.4	4.5	3.6	3.6	3.6	2.3	2.5	2.6	2.6	2.6	2.7		2.4	2.6	205
210	4.3	4.3	4.4	3.5	3.5	3.5		2.3	2.4	2.4	2.5	2.6		2.2	2.4	210
215	4.2	4.2	4.2	3.4	3.4	3.4			2.3	2.3	2.4	2.5				215
220	4	4.1	4.1	3.3	3.3	3.3				2.2	2.3	2.4				220
225	3.9	3.9	4	3.2	3.2	3.2						2.3				225
230	3.5	3.8	3.9	3	3.1	3.1										230
235	3.1	3.5	3.7	2.9	3	3										235
240	2.8	3.1	3.3	2.7	2.9	2.9										240
245	2.6	2.8	2.9	2.3	2.7	2.8										245
250	2.5	2.6	2.6		2.4	2.5										250
255	2.3	2.4	2.5													255
260		2.3	2.3													260

t_270_003_51001_00_000 / t_270_003_52001_00_000

Lifting capacities Forces de levage

TVNZK



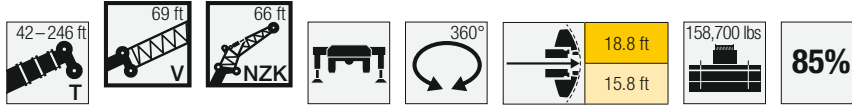
Crane Icon	42 ft + 69 ft			134 ft + 69 ft			147 ft + 69 ft			160 ft + 69 ft			174 ft + 69 ft			Crane Icon
	66 ft			66 ft			66 ft			66 ft			66 ft			
	0°	20°	40°	0°	20°	40°	0°	20°	40°	0°	20°	40°	0°	20°	40°	
20	16.1															20
22	16.1															22
24	16.1															24
26	16.1															26
28	16.1															28
30	16.1															30
32	16.1															32
34	16															34
36	15.9			11.9												36
38	15.7			11.8												38
40	15.4			11.7			11									40
45	14.7	13		11.4			10.8			10						45
50	13.9	12.4		11.1			10.5			9.9			9.1			50
55	13.1	11.9		10.8			10.2			9.7			8.9			55
60	12.2	11.4	8.6	10.4			10			9.4			8.8			60
65	11.4	10.9	8.3	10.1	9.8		9.7	9.4		9.2			8.6			65
70	10.6	10.2	8.1	9.8	9.5		9.5	9.2		9	8.8		8.4			70
75	9.8	9.5	7.9	9.5	9.2		9.2	8.9		8.8	8.5		8.2	8		75
80	9.1	8.9	7.7	9.2	8.9	7.8	9	8.7		8.6	8.3		8	7.8		80
85	8.4	8.3	7.5	9	8.6	7.7	8.7	8.4	7.7	8.4	8.1		7.8	7.6		85
90	7.8	7.7	7.3	8.7	8.3	7.5	8.5	8.1	7.5	8.1	7.9	7.5	7.7	7.4	7.2	90
95	7.3	7.3	7.1	8.4	8.1	7.4	8.2	7.9	7.4	7.9	7.6	7.3	7.5	7.3	7	95
100	6.8	6.8	6.8	8.1	7.8	7.3	8	7.6	7.3	7.7	7.4	7.1	7.3	7.1	6.8	100
105	6.4	6.4	6.4	7.8	7.5	7.1	7.7	7.4	7	7.5	7.2	6.9	7.1	6.9	6.6	105
110	6	6	6	7.6	7.2	6.8	7.5	7.1	6.8	7.3	7	6.7	6.9	6.7	6.4	110
115	5.6	5.6	5.7	7.3	6.9	6.6	7.2	6.9	6.6	7	6.7	6.5	6.7	6.5	6.3	115
120	5.3	5.3	5.4	7	6.6	6.4	7	6.6	6.4	6.8	6.5	6.3	6.5	6.3	6.1	120
125	5	5	5.1	6.8	6.4	6.1	6.7	6.4	6.1	6.6	6.3	6.1	6.3	6.1	5.9	125
130	4.7	4.7	4.8	6.5	6.1	5.9	6.5	6.2	5.9	6.4	6.1	5.9	6.2	5.9	5.8	130
135	4.4	4.4	4.5	6.3	5.9	5.7	6.3	5.9	5.7	6.2	5.9	5.7	6	5.8	5.6	135
140	4.1	4.2	4.3	6	5.7	5.5	6.1	5.7	5.6	6	5.7	5.5	5.8	5.6	5.4	140
145	3.9	4	4	5.8	5.5	5.3	5.9	5.5	5.4	5.8	5.5	5.3	5.6	5.4	5.3	145
150	3.7	3.8	3.8	5.6	5.3	5.2	5.7	5.4	5.2	5.6	5.3	5.2	5.5	5.3	5.1	150
155	3.5	3.5	3.6	5.3	5.1	5	5.5	5.2	5	5.4	5.2	5	5.3	5.1	5	155
160	3.3	3.3	3.4	5.1	4.9	4.8	5.3	5	4.9	5.2	5	4.9	5.1	4.9	4.8	160
165	3.1	3.2		5	4.7	4.7	5.1	4.8	4.7	5.1	4.8	4.7	5	4.8	4.7	165
170	3			4.8	4.6	4.5	4.9	4.7	4.6	4.9	4.7	4.6	4.8	4.7	4.6	170
175				4.6	4.4	4.4	4.7	4.5	4.5	4.8	4.5	4.5	4.7	4.5	4.4	175
180				4.4	4.3	4.2	4.6	4.4	4.3	4.6	4.4	4.3	4.6	4.4	4.3	180
185				4.3	4.1	4.1	4.4	4.2	4.2	4.5	4.3	4.2	4.4	4.3	4.2	185
190				4.1	4	4	4.2	4.1	4.1	4.3	4.2	4.1	4.3	4.1	4.1	190
195				4	3.9	3.9	4.1	4	3.9	4.2	4	4	4.2	4	4	195
200				3.8	3.7	3.8	4	3.8	3.8	4	3.9	3.9	4.1	3.9	3.9	200
205				3.7	3.6	3.6	3.8	3.7	3.7	3.9	3.8	3.8	3.9	3.8	3.8	205
210				3.6	3.5	3.5	3.7	3.6	3.6	3.8	3.7	3.7	3.8	3.7	3.7	210
215				3.5	3.4	3.4	3.6	3.5	3.5	3.7	3.6	3.6	3.7	3.6	3.6	215
220				3.3	3.3	3.3	3.5	3.4	3.4	3.6	3.5	3.5	3.6	3.5	3.5	220
225				3.2	3.2	3.2	3.4	3.3	3.4	3.5	3.4	3.4	3.5	3.4	3.4	225
230				3.1	3.1	3.2	3.3	3.2	3.3	3.4	3.3	3.3	3.4	3.3	3.3	230
235				3	3	3.1	3.2	3.1	3.2	3.3	3.2	3.2	3.3	3.2	3.3	235
240				2.9	2.9	3.1	3.1	3	3.1	3.2	3.1	3.2	3.2	3.1	3.2	240
245				2.9	2.9	3	3	3	3.1	3.1	3	3.1	3.1	3.1	3.1	245
250				2.8	2.8		2.9	2.9	3	3	3	3.1	3	3	3.1	250
255				2.8			2.8	2.8	3	2.9	2.9	3	2.9	2.9	3	255
260				2.4			2.8	2.8		2.8	2.8	2.9	2.6	2.8	2.9	260
265							2.7	2.7		2.6	2.8	2.9	2.3	2.7	2.8	265
270										2.3	2.6	2.5		2.4	2.4	270
275											2.2					275

t_270_003_53001_00_000 / L_270_003_54001_00_000

Lifting capacities

Forces de levage

TVNZK

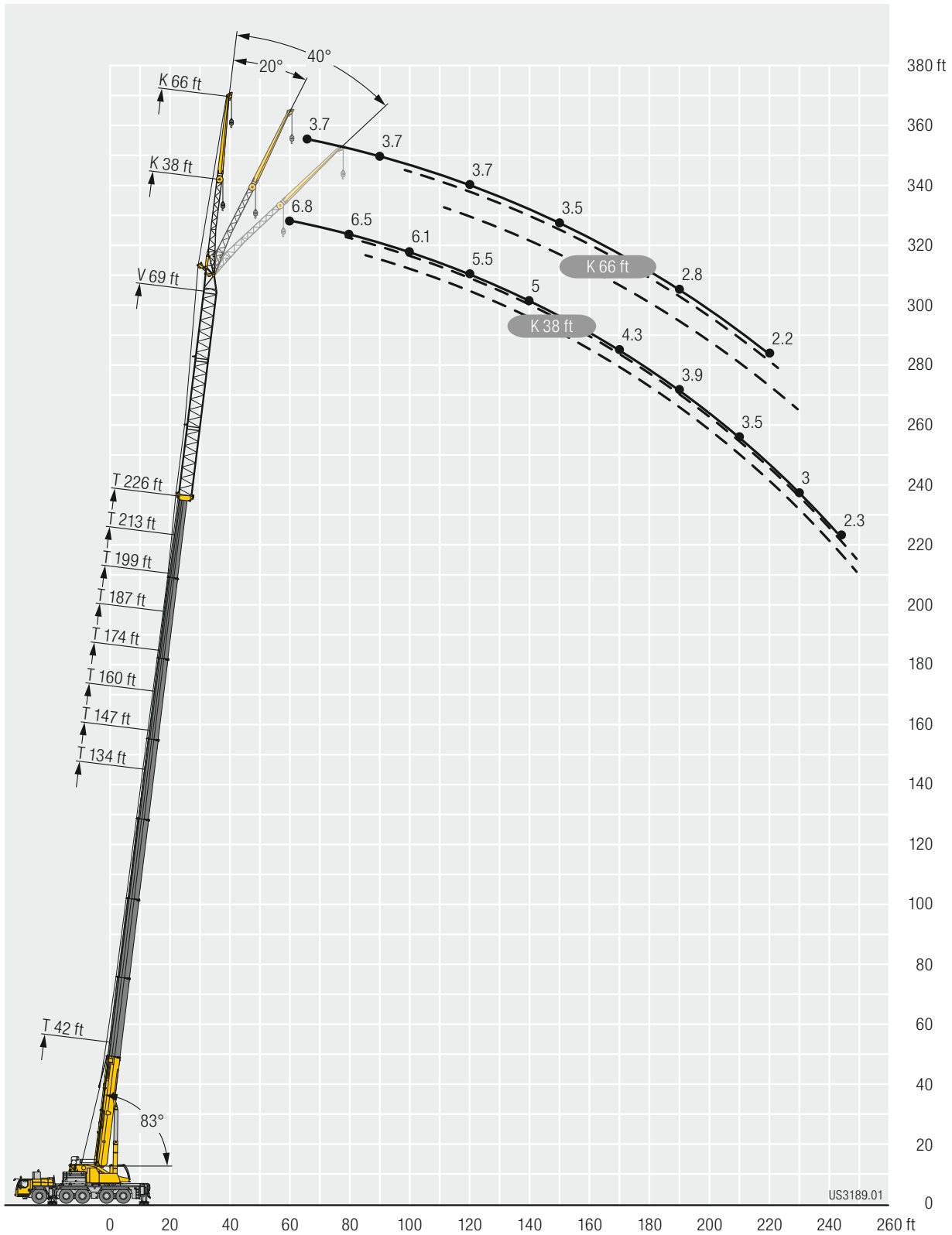


Height	187 ft + 69 ft			199 ft + 69 ft			213 ft + 69 ft			226 ft + 69 ft			Height
	66 ft			66 ft			66 ft			66 ft			
	0°	20°	40°	0°	20°	40°	0°	20°	40°	0°	20°	40°	
50	8.2												50
55	8.1			7									55
60	8			7			5.3						60
65	7.8			6.9			5.3			3.7			65
70	7.7			6.8			5.3			3.7			70
75	7.5			6.7			5.3			3.7			75
80	7.4	7.2		6.6			5.3			3.7			80
85	7.2	7.1		6.4	6.4		5.3			3.7			85
90	7.1	6.9		6.3	6.2		5.3	5.4		3.7			90
95	6.9	6.7	6.5	6.2	6.1		5.3	5.4		3.7	4.6		95
100	6.8	6.6	6.4	6.1	6	5.9	5.3	5.3		3.7	4.5		100
105	6.6	6.4	6.2	6	5.8	5.7	5.2	5.2		3.7	4.4		105
110	6.4	6.2	6.1	5.8	5.7	5.6	5.1	5.1	5	3.7	4.3		110
115	6.3	6.1	5.9	5.7	5.6	5.5	5	5	4.9	3.7	4.2	4.1	115
120	6.1	5.9	5.8	5.6	5.4	5.4	4.9	4.9	4.8	3.7	4.1	4	120
125	6	5.8	5.6	5.4	5.3	5.2	4.8	4.8	4.7	3.7	4	3.9	125
130	5.8	5.6	5.5	5.3	5.2	5.1	4.7	4.6	4.6	3.7	3.8	3.8	130
135	5.6	5.5	5.4	5.2	5.1	5	4.6	4.5	4.5	3.7	3.7	3.7	135
140	5.5	5.3	5.2	5.1	4.9	4.9	4.5	4.5	4.4	3.7	3.6	3.6	140
145	5.3	5.2	5.1	4.9	4.8	4.8	4.4	4.4	4.3	3.6	3.5	3.5	145
150	5.2	5	5	4.8	4.7	4.7	4.3	4.3	4.2	3.5	3.4	3.4	150
155	5	4.9	4.8	4.7	4.6	4.5	4.3	4.2	4.2	3.4	3.3	3.3	155
160	4.9	4.8	4.7	4.6	4.5	4.4	4.2	4.1	4.1	3.3	3.2	3.3	160
165	4.8	4.6	4.6	4.5	4.3	4.3	4.1	4	4	3.2	3.1	3.2	165
170	4.6	4.5	4.4	4.4	4.2	4.2	4	3.9	3.9	3.1	3.1	3.1	170
175	4.5	4.4	4.3	4.2	4.2	4.1	3.9	3.8	3.8	3	3	3	175
180	4.4	4.3	4.2	4.1	4.1	4.1	3.8	3.7	3.8	2.9	2.9	2.9	180
185	4.3	4.2	4.1	4	4	4	3.7	3.6	3.7	2.9	2.8	2.8	185
190	4.2	4	4	3.9	3.9	3.9	3.6	3.6	3.6	2.8	2.7	2.8	190
195	4.1	3.9	3.9	3.8	3.8	3.8	3.6	3.5	3.5	2.7	2.6	2.7	195
200	3.9	3.8	3.8	3.7	3.7	3.7	3.5	3.4	3.5	2.6	2.6	2.6	200
205	3.8	3.7	3.7	3.7	3.6	3.6	3.4	3.4	3.4	2.5	2.5	2.6	205
210	3.7	3.6	3.6	3.6	3.5	3.5	3.3	3.3	3.3	2.4	2.4	2.5	210
215	3.6	3.5	3.5	3.5	3.4	3.5	3.2	3.2	3.3	2.3	2.3	2.4	215
220	3.6	3.5	3.5	3.4	3.4	3.4	3.1	3.2	3.2	2.2	2.3	2.4	220
225	3.5	3.4	3.4	3.3	3.3	3.3	3	3.1	3.2		2.2	2.3	225
230	3.4	3.3	3.3	3.3	3.2	3.2	2.9	3	3.1			2.2	230
235	3.3	3.2	3.3	3.2	3.1	3.2	2.8	2.9	3				235
240	3.1	3.1	3.2	2.9	3.1	3.1	2.6	2.8	2.9				240
245	3	3.1	3.1	2.6	3	3	2.4	2.7	2.8				245
250	2.9	2.9	3	2.4	2.8	3		2.6	2.7				250
255	2.8	2.9	2.9	2.3	2.6	2.9		2.4	2.6				255
260	2.5	2.8	2.9		2.3	2.5			2.4				260
265		2.6	2.7			2.3							265
270		2.3	2.4										270

t_270_003_53001_00_000 / L_270_003_54001_00_000

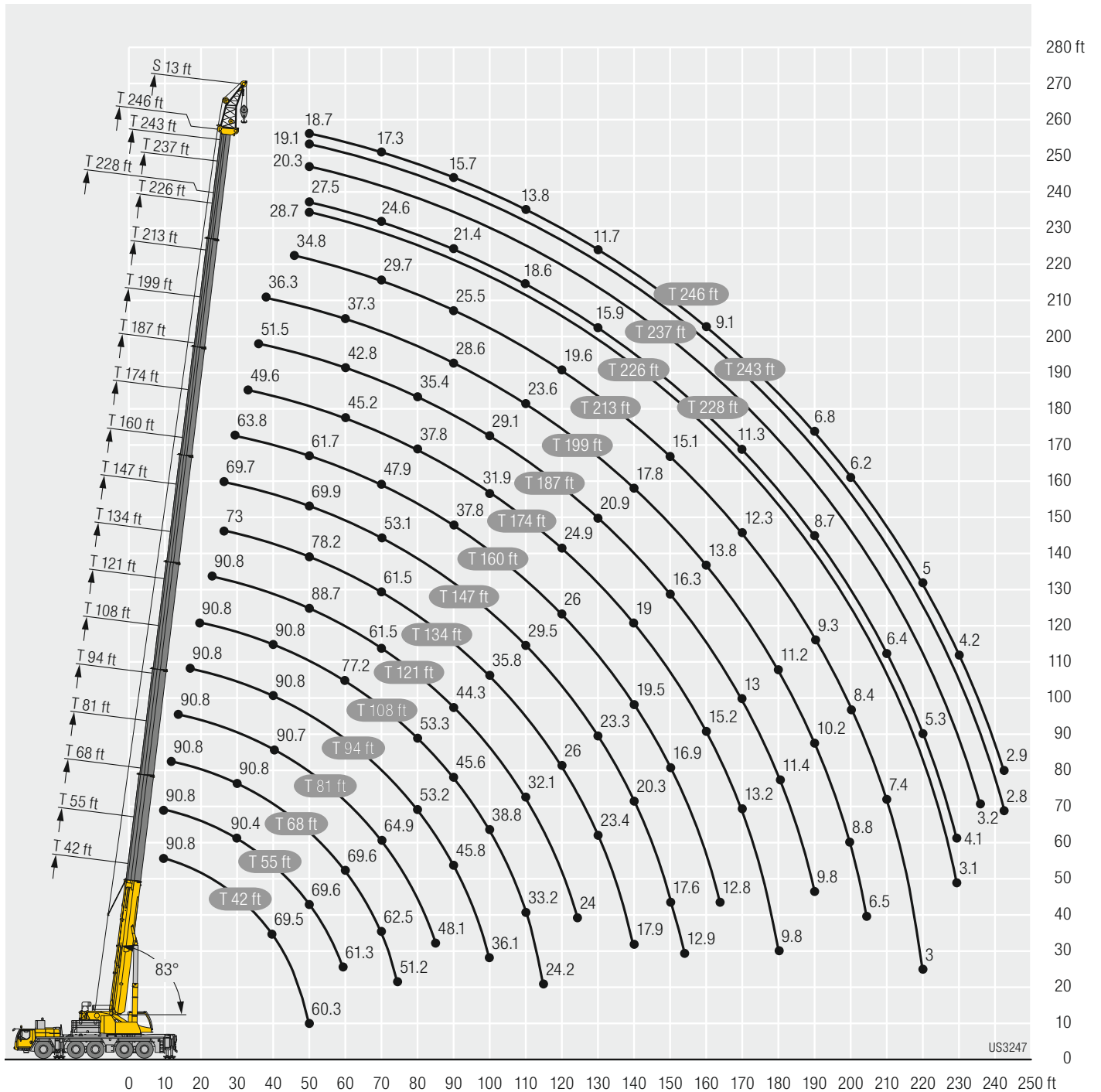
Lifting heights Hauteurs de levage

TVNZK



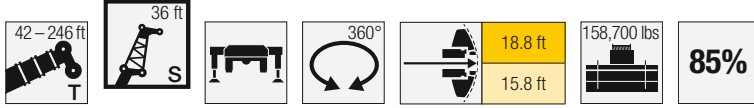
Lifting heights Hauteurs de levage

TS



Lifting capacities Forces de levage

TS

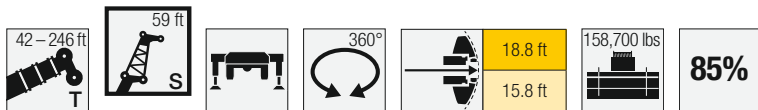


	42 ft	134 ft	147 ft	160 ft	174 ft	187 ft	199 ft	213 ft	226 ft	230 ft	237 ft	243 ft	246 ft	
	36 ft													
11	77.5													11
12	77.5													12
13	76.9													13
14	74													14
15	71.1													15
16	68.4													16
17	65.9													17
18	63.4													18
19	61													19
20	58.8													20
22	54.7													22
24	51													24
26	47.9													26
28	45	61.2												28
30	42.3	59.6	56.9											30
32	40	58	55.7											32
34	37.8	56.4	54.4	51										34
36	35.9	54.9	53.1	50										36
38	34.1	53.5	51.9	49	44.8									38
40	32.5	52.1	50.7	48.1	44.5									40
45	29	48.9	47.9	45.8	43.1	38.4	32.2							45
50	26.1	46.1	45.4	43.7	41.5	37.7	31.7	26.3	20.3	16.1	15.6			50
55	23.7	43.5	43.1	41.7	39.9	36.6	31.1	25.8	20.1	15.8	15.4	14.6	14.2	55
60	21.7	41	41	39.9	38.5	35.1	30.1	25.2	19.6	15.5	15.1	14.3	14	60
65	20	38.6	38.9	38.2	37	33.6	29.1	24.5	19.2	15.1	14.8	14.1	13.8	65
70	18.7	36.4	36.9	36.5	35.5	32.2	28.1	23.7	18.6	14.8	14.5	13.8	13.5	70
75		34.4	35.1	34.9	34.2	30.8	27.2	22.9	18.1	14.4	14.1	13.5	13.2	75
80		32.7	33.3	33.3	32.8	29.5	26.2	22.1	17.6	14	13.7	13.1	12.9	80
85		31	31.8	31.9	31.5	28.3	25.2	21.3	17	13.5	13.4	12.8	12.6	85
90		29.5	30.4	30.5	30.2	27.1	24.2	20.6	16.5	13.1	13	12.5	12.3	90
95		28.1	29	29.3	28.9	25.9	23.1	19.9	16	12.8	12.6	12.1	12	95
100		26.9	27.8	28.2	27.7	24.7	22.1	19.2	15.5	12.4	12.3	11.8	11.7	100
105		25.7	26.7	27.1	26.4	23.5	21.1	18.5	15	12	11.9	11.5	11.3	105
110		24.7	25.6	26.1	25.2	22.5	20.1	17.8	14.5	11.6	11.6	11.2	11	110
115		23.7	24.6	25.2	24	21.4	19.2	17.2	14.1	11.2	11.2	10.8	10.7	115
120		22.8	23.7	24.2	22.9	20.4	18.4	16.6	13.6	10.9	10.9	10.5	10.4	120
125		22	22.9	23.1	21.7	19.5	17.6	15.9	13.2	10.6	10.5	10.2	10.1	125
130		21.2	22.1	21.3	20.6	18.6	16.7	15.3	12.8	10.2	10.2	9.9	9.8	130
135		20.5	21.1	19.7	19.5	17.8	16	14.6	12.4	9.9	9.9	9.6	9.6	135
140		19.8	19.6	18.2	18.2	17	15.3	14	12.1	9.5	9.7	9.4	9.3	140
145		19.2	18.3	17.3	16.8	16.2	14.6	13.3	11.7	9.2	9.5	9.1	9	145
150		18	17	16.4	15.5	15.3	13.9	12.8	11.4	8.8	9.2	8.7	8.7	150
155		16.8	15.9	15.4	14.2	14.2	13.4	12.2	11	8.5	9	8.4	8.4	155
160		14.2	14.8	14.2	13.5	13	12.8	11.7	10.6	8.2	8.8	8.2	8.1	160
165			13.8	13.2	12.9	12	12	11.2	10.3	7.9	8.6	7.9	7.8	165
170			12.5	12.2	12.2	11.2	11.1	10.7	9.9	7.6	8.4	7.6	7.6	170
175			9.1	11.3	11.3	10.6	10.2	10.2	9.6	7.3	8.1	7.4	7.3	175
180				10.5	10.4	10.2	9.5	9.7	9.3	7	7.9	7.1	7	180
185				8.9	9.7	9.7	9.1	9.1	9	6.8	7.7	6.8	6.7	185
190				5.3	9.1	9.2	8.8	8.4	8.7	6.5	7.6	6.6	6.4	190
195					8.4	8.6	8.5	8.1	8.3	6.2	7.4	6.3	6.1	195
200					7.6	8.1	8.2	7.8	7.9	6	7.2	6.1	5.8	200
205						7.9	7.7	7.6	7.3	5.7	7	5.8	5.5	205
210						7.6	7.2	7.3	6.8	5.5	6.8	5.6	5.2	210
215						6.5	6.6	7	6.2	5.2	6.4	5.4	4.9	215
220							6.2	6.5	5.7	5	5.9	5.2	4.6	220
225							6	6	5.2	4.7	5.3	5	4.4	225
230							3.1	5.6	4.7	4.5	4.9	4.7	4.1	230
235								5	4.2	4.3	4.4	4.2	3.8	235
240								3.4	3.7	4.1	3.9	3.8	3.5	240
245									3.3	4	3.5	3.3	3.1	245
250									2.6	3.8	3.1	2.9	2.7	250
255										3.1	2.7	2.5	2.3	255
260											2.3			260

t_270_005_13001_00_000 / L_270_005_14001_00_000

Lifting capacities Forces de levage

TS



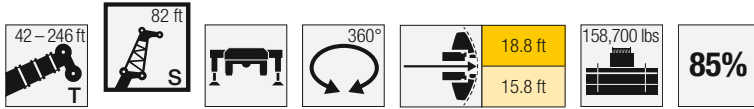
	42 ft	134 ft	147 ft	160 ft	174 ft	187 ft	199 ft	213 ft	226 ft	230 ft	237 ft	243 ft	246 ft		
	59 ft														
14	56.2													14	
15	56.2													15	
16	56.2													16	
17	56													17	
18	55.1													18	
19	54													19	
20	52.8													20	
22	50.7													22	
24	48.6													24	
26	46.6													26	
28	44.6													28	
30	42.4													30	
32	40.2	41.1												32	
34	37.9	40.3	38.5											34	
36	36	39.5	37.9											36	
38	34.2	38.8	37.3	34.9										38	
40	32.5	38	36.7	34.4										40	
45	29	36.2	35	33.1	30.4	27								45	
50	25.9	34.4	33.5	31.8	29.4	26.4	22.3							50	
55	23.5	32.7	32	30.6	28.5	25.8	22	18.5	12.9	15.3	12	11.6		55	
60	21.4	31.2	30.6	29.5	27.6	25.2	21.6	18.3	12.7	15.1	11.8	11.5	10.8	10.5	60
65	19.5	29.7	29.4	28.4	26.7	24.5	21.3	18	12.3	14.8	11.6	11.3	10.7	10.4	65
70	18	28.3	28.2	27.4	25.9	23.9	20.9	17.7	12	14.5	11.3	11.1	10.5	10.2	70
75	16.6	26.9	27	26.4	25.1	23.3	20.6	17.2	11.7	14.1	11.1	10.9	10.3	10.1	75
80	15.4	25.6	25.9	25.5	24.4	22.7	20.2	16.7	11.4	13.8	10.8	10.6	10.1	9.9	80
85	14.3	24.3	24.8	24.6	23.7	22.2	19.8	16.2	11	13.4	10.5	10.3	9.9	9.7	85
90	13.4	23.2	23.6	23.6	22.9	21.6	19.2	15.6	10.7	13	10.2	10.1	9.7	9.5	90
95	12.7	22.2	22.6	22.7	22.2	21.1	18.5	15.1	10.3	12.6	10	9.8	9.5	9.3	95
100		21.1	21.7	21.8	21.5	20.6	17.9	14.6	10	12.2	9.7	9.6	9.3	9.2	100
105		20.2	20.8	21	20.8	20	17.2	14.2	9.7	11.8	9.5	9.4	9.1	9	105
110		19.4	19.9	20.2	20	19.3	16.6	13.7	9.5	11.4	9.2	9.1	8.9	8.8	110
115		18.6	19.2	19.5	19.4	18.6	16	13.3	9.2	11	9	8.9	8.7	8.6	115
120		17.9	18.5	18.8	18.8	17.8	15.5	12.8	8.9	10.7	8.8	8.7	8.5	8.4	120
125		17.2	17.8	18.2	18.2	17.1	14.9	12.4	8.7	10.3	8.5	8.5	8.3	8.2	125
130		16.6	17.2	17.6	17.6	16.3	14.4	12	8.5	10	8.3	8.3	8.1	8	130
135		16	16.6	17	17	15.6	13.8	11.6	8.2	9.8	8.1	8.1	7.9	7.8	135
140		15.5	16.1	16.5	16.5	14.9	13.2	11.3	8	9.5	7.9	7.9	7.7	7.6	140
145		15	15.6	16	16	14.3	12.7	10.9	7.8	9.2	7.7	7.7	7.5	7.5	145
150		14.5	15.1	15.5	15.4	13.6	12.1	10.6	7.5	9	7.5	7.5	7.3	7.3	150
155		14.1	14.7	15	14.6	13	11.6	10.3	7.3	8.8	7.3	7.3	7.1	7.1	155
160		13.7	14.3	14	13.5	12.5	11.1	9.9	7.1	8.6	7	7.1	6.9	6.9	160
165		13.3	13.8	13	12.4	11.9	10.6	9.6	6.8	8.4	6.8	7	6.7	6.7	165
170		13	13.3	12.4	11.4	11.3	10.2	9.3	6.5	8.2	6.6	6.8	6.5	6.5	170
175		12.8	12.4	11.8	10.5	10.3	9.8	9	6.2	8	6.3	6.6	6.3	6.3	175
180		12.2	11.6	10.9	10	9.6	9.4	8.7	5.9	7.8	6.1	6.5	6.1	6	180
185		8.9	10.7	10.2	9.6	8.9	9	8.4	5.7	7.7	5.8	6.3	5.8	5.8	185
190			10	9.5	9.2	8.4	8.5	8.1	5.5	7.5	5.6	6.2	5.6	5.6	190
195			8.3	8.9	8.7	8.1	8	7.8	5.2	7.3	5.4	6	5.4	5.3	195
200			4.8	8.4	8.2	7.8	7.4	7.6	5	7.1	5.2	5.9	5.2	5	200
205				7.7	7.6	7.5	7.1	7	4.7	6.9	4.9	5.7	5	4.8	205
210				5.6	7	7	6.8	6.5	4.5	6.6	4.7	5.6	4.8	4.5	210
215					6.4	6.5	6.6	6.2	4.3	6.2	4.5	5.4	4.6	4.2	215
220					5.7	6.1	6.3	6	4	5.7	4.3	5.3	4.4	3.9	220
225					5.6	5.9	5.8	5.8	3.8	5.2	4.1	5.1	4.2	3.7	225
230						5.8	5.3	5.6	3.6	4.7	3.9	4.8	4	3.4	230
235						5.6	5	5.3	3.3	4.2	3.6	4.4	3.8	3.1	235
240							4.7	4.8	3.1	3.8	3.4	3.9	3.6	2.9	240
245							4.5	4.4	2.9	3.4	3.2	3.5	3.3	2.6	245
250							3.4	4	2.6	3	3	3.1	2.9	2.4	250
255								3.6	2.4	2.6	2.8	2.7	2.5		255
260								2.8	2.3		2.6	2.3			260
265											2.4				265
270											2.3				270

t_270_005_15001_00_000 / t_270_005_16001_00_000

Lifting capacities

Forces de levage

TS



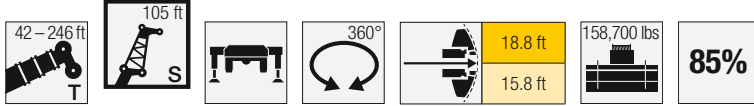
	42 ft	134 ft	147 ft	160 ft	174 ft	187 ft	199 ft	213 ft	226 ft	230 ft	237 ft	243 ft	246 ft	
	82 ft													
18	40													18
19	40													19
20	40													20
22	39.5													22
24	38.2													24
26	36.9													26
28	35.5													28
30	34.3													30
32	33													32
34	31.8													34
36	30.4	29.2												36
38	29	28.6	27.4											38
40	27.6	28.1	26.9											40
45	24.5	26.7	25.8	24.3	22									45
50	21.8	25.4	24.6	23.3	21.3	19.1								50
55	19.8	24.2	23.5	22.4	20.7	18.6	16.2	13.7						55
60	17.9	23	22.5	21.5	20	18.1	15.9	13.5	11.2	9.1				60
65	16.3	21.9	21.5	20.7	19.4	17.7	15.6	13.3	11	8.9	8.7	8.3	8.1	65
70	14.8	20.9	20.6	19.9	18.8	17.2	15.3	13.1	10.8	8.8	8.6	8.2	8	70
75	13.6	19.8	19.7	19.1	18.2	16.7	14.9	12.9	10.6	8.7	8.5	8.1	7.9	75
80	12.5	18.8	18.8	18.4	17.6	16.3	14.6	12.7	10.4	8.5	8.4	8	7.8	80
85	11.6	17.8	18	17.7	17	15.9	14.3	12.5	10.2	8.3	8.2	7.9	7.7	85
90	10.8	16.9	17.1	17	16.5	15.4	14	12.3	10	8.2	8	7.7	7.6	90
95	10	16	16.3	16.3	16	15	13.7	12.1	9.8	8	7.9	7.6	7.5	95
100	9.5	15.3	15.5	15.6	15.5	14.6	13.4	11.7	9.6	7.9	7.8	7.5	7.4	100
105	8.9	14.5	14.9	14.9	15	14.3	13.1	11.3	9.4	7.7	7.6	7.3	7.2	105
110	8.5	13.8	14.2	14.3	14.6	13.9	12.8	10.9	9.1	7.5	7.4	7.2	7.1	110
115	8.1	13.2	13.6	13.7	14.2	13.5	12.5	10.6	8.9	7.4	7.3	7	6.9	115
120		12.7	13	13.2	13.7	13.2	12.3	10.2	8.7	7.2	7.1	6.9	6.8	120
125		12.1	12.5	12.7	13.2	12.8	12	9.9	8.5	7	6.9	6.7	6.6	125
130		11.6	12	12.2	12.8	12.5	11.7	9.6	8.3	6.8	6.8	6.6	6.5	130
135		11.1	11.5	11.7	12.4	12.1	11.4	9.4	8	6.6	6.6	6.4	6.3	135
140		10.7	11.1	11.3	11.9	11.7	11.1	9.1	7.8	6.5	6.4	6.3	6.2	140
145		10.3	10.7	10.9	11.5	11.4	10.8	8.9	7.6	6.3	6.3	6.1	6	145
150		10	10.3	10.5	11.2	11	10.4	8.6	7.4	6.1	6.1	6	5.9	150
155		9.6	10	10.2	10.8	10.7	10.1	8.4	7.2	6	5.9	5.8	5.7	155
160		9.3	9.7	9.9	10.5	10.4	9.8	8.2	7	5.8	5.8	5.7	5.6	160
165		9.1	9.4	9.6	10.2	10.2	9.4	8	6.9	5.6	5.6	5.5	5.5	165
170		8.9	9.2	9.4	9.9	9.9	9.1	7.8	6.7	5.5	5.5	5.4	5.3	170
175		8.6	8.9	9.2	9.7	9.6	8.8	7.6	6.5	5.3	5.4	5.2	5.2	175
180		8.4	8.7	8.9	9.5	9.3	8.5	7.4	6.4	5.2	5.2	5	5	180
185		8.2	8.5	8.7	9.2	9	8.2	7.3	6.2	5	5.1	4.9	4.8	185
190		8.1	8.3	8.5	8.9	8.7	7.9	7.1	6.1	4.8	4.9	4.7	4.7	190
195		7.9	8.2	8.3	8.3	8.2	7.6	6.9	5.9	4.6	4.8	4.5	4.5	195
200		7.8	8	8.2	7.9	7.6	7.4	6.7	5.8	4.4	4.7	4.4	4.3	200
205		7.7	7.9	8	7.6	7	7	6.5	5.6	4.2	4.6	4.2	4	205
210		4.8	7.7	7.5	7.3	6.6	6.5	6.3	5.5	4	4.4	4	3.8	210
215			7.2	7	6.9	6.4	5.9	6	5.4	3.8	4.3	3.8	3.5	215
220			5.2	6.5	6.4	6.1	5.6	5.5	5.2	3.6	4.2	3.6	3.3	220
225				6	5.9	5.8	5.4	5	5.1	3.4	4.1	3.4	3	225
230				4.9	5.4	5.4	5.2	4.9	4.8	3.2	4	3.2	2.8	230
235				2.6	4.9	4.9	5	4.7	4.3	2.9	3.9	3	2.5	235
240					4.4	4.5	4.6	4.5	3.9	2.7	3.8	2.8	2.3	240
245					4.2	4.4	4.2	4.3	3.5	2.5	3.5	2.6		245
250						4.3	3.8	4	3	2.3	3.1	2.4		250
255						4.2	3.6	3.6	2.6		2.7	2.2		255
260						3.4	3.4	3.2	2.3		2.3			260
265							3.3	2.9						265
270							2.8	2.6						270
275								2.2						275

t_270_005_17001_00_000 / t_270_005_18001_00_000

Lifting capacities

Forces de levage

TS



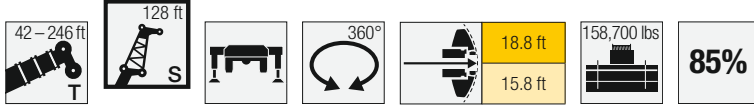
	42 ft	134 ft	147 ft	160 ft	174 ft	187 ft	199 ft	213 ft	226 ft	230 ft	237 ft	243 ft	246 ft	
	105 ft													
22	28.7													22
24	28.7													24
26	28.5													26
28	27.9													28
30	27.1													30
32	26.3													32
34	25.5													34
36	24.7													36
38	24	21.1												38
40	23.1	20.8												40
45	20.7	19.9	19.1	17.8										45
50	18.6	19	18.3	17.2	15.8									50
55	16.7	18.2	17.6	16.6	15.3	13.7								55
60	15.1	17.4	16.9	16	14.8	13.4	11.6	9.8						60
65	13.7	16.6	16.2	15.4	14.4	13	11.3	9.7	7.4	8.3				65
70	12.4	15.9	15.5	14.9	13.9	12.6	11.1	9.6	7.3	8.2	6.8	6.6		70
75	11.3	15.2	14.9	14.3	13.4	12.3	10.9	9.4	7.2	8.1	6.8	6.6	6.2	75
80	10.4	14.5	14.3	13.8	13	11.9	10.6	9.3	7	8	6.7	6.5	6.2	80
85	9.6	13.9	13.7	13.3	12.6	11.6	10.4	9.1	6.9	7.8	6.5	6.4	6.1	85
90	9	13.3	13.2	12.8	12.2	11.3	10.1	9	6.8	7.7	6.4	6.3	6	90
95	8.5	12.6	12.6	12.3	11.8	10.9	9.9	8.9	6.6	7.5	6.3	6.2	5.9	95
100	8	12	12.1	11.9	11.4	10.6	9.7	8.7	6.5	7.4	6.2	6.1	5.8	100
105	7.5	11.4	11.6	11.4	11	10.3	9.5	8.6	6.3	7.2	6	5.9	5.7	105
110	7.1	10.9	11.1	11	10.6	10.1	9.3	8.4	6.2	7.1	5.9	5.8	5.6	110
115	6.7	10.4	10.6	10.5	10.3	9.8	9.1	8.3	6	6.9	5.8	5.7	5.5	115
120	6.4	10	10.2	10.1	10	9.6	8.9	8.2	5.9	6.8	5.7	5.6	5.4	120
125	6	9.5	9.8	9.8	9.7	9.3	8.8	8	5.7	6.6	5.5	5.5	5.3	125
130	5.8	9.1	9.4	9.5	9.4	9.1	8.6	7.9	5.6	6.5	5.4	5.4	5.2	130
135	5.5	8.8	9	9.1	9.1	8.9	8.4	7.7	5.5	6.3	5.3	5.2	5.1	135
140	5.3	8.5	8.7	8.8	8.8	8.6	8.2	7.5	5.3	6.2	5.2	5.1	4.9	140
145		8.2	8.4	8.5	8.6	8.4	8	7.3	5.2	6	5	5	4.8	145
150		7.9	8.2	8.3	8.3	8.2	7.8	7.1	5	5.9	4.9	4.8	4.7	150
155		7.7	7.9	8.1	8.1	8	7.7	6.9	4.9	5.8	4.8	4.7	4.6	155
160		7.4	7.7	7.8	7.8	7.8	7.5	6.8	4.7	5.6	4.6	4.6	4.5	160
165		7.2	7.4	7.6	7.6	7.6	7.4	6.6	4.6	5.5	4.5	4.5	4.4	165
170		7	7.2	7.4	7.4	7.4	7.2	6.4	4.4	5.4	4.4	4.3	4.2	170
175		6.7	7	7.2	7.2	7.2	7	6.2	4.3	5.3	4.2	4.2	4.1	175
180		6.5	6.8	7	7	7	6.9	6.1	4.1	5.1	4.1	4.1	4	180
185		6.4	6.6	6.8	6.9	6.9	6.8	5.9	4	5	3.9	4	3.9	185
190		6.2	6.4	6.6	6.7	6.7	6.6	5.7	3.8	4.9	3.8	3.9	3.7	190
195		6	6.3	6.4	6.5	6.6	6.5	5.6	3.7	4.7	3.6	3.8	3.5	195
200		5.9	6.1	6.3	6.4	6.4	6.3	5.5	3.5	4.6	3.4	3.6	3.4	200
205		5.7	5.9	6.1	6.2	6.3	6.2	5.3	3.3	4.5	3.3	3.5	3.2	205
210		5.6	5.8	6	6.1	6.1	6	5.2	3.1	4.4	3.1	3.4	3	210
215		5.5	5.7	5.8	6	6	5.8	5.1	2.8	4.2	2.9	3.3	2.8	215
220		5.4	5.5	5.7	5.8	5.5	5.5	4.9	2.6	4.1	2.7	3.2	2.6	220
225		5.3	5.4	5.6	5.7	5.2	5	4.8	2.4	4	2.5	3.1	2.5	225
230		5.2	5.3	5.5	5.5	5	4.5	4.5	2.2	3.9	2.3	3	2.3	230
235			5.2	5.3	5.1	4.8	4.4	4.1		3.8		2.9		235
240			4.7	4.9	4.6	4.6	4.2	3.7		3.6		2.7		240
245			2.4	4.5	4.2	4.1	4	3.5		3.4		2.6		245
250				4	3.8	3.7	3.8	3.4		3		2.5		250
255				2.6	3.4	3.3	3.4	3.3		2.6		2.4		255
260					3	3.1	3	3.1		2.2				260
265					2.9	3	2.6	2.8						265
270					2.8	3	2.4	2.5						270
275						2.9	2.2							275
280						2.8								280

t_270_005_19001_00_000 / t_270_005_20001_00_000

Lifting capacities

Forces de levage

TS

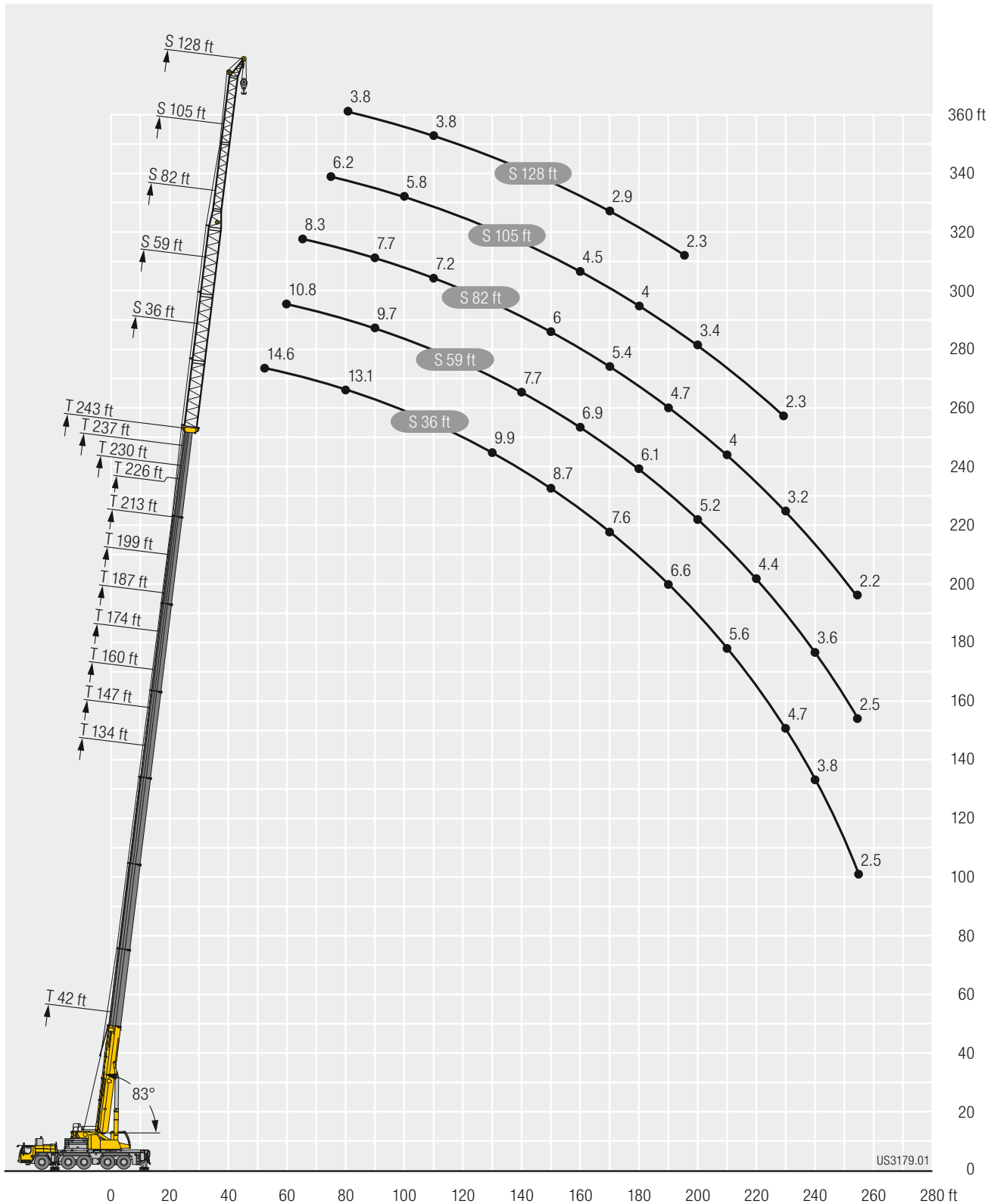


	42 ft	134 ft	147 ft	160 ft	174 ft	187 ft	199 ft	213 ft	226 ft	230 ft	237 ft	243 ft	246 ft	
	128 ft													
26	21.9													26
28	21.9													28
30	21.8													30
32	21.3													32
34	20.8													34
36	20.3													36
38	19.8													38
40	19.3													40
45	17.8	15.4	14.6											45
50	16.3	14.8	14.1	13.2										50
55	14.9	14.1	13.6	12.7	11.6									55
60	13.5	13.5	13	12.2	11.2	10								60
65	12.2	12.9	12.5	11.8	10.8	9.7	8.6							65
70	11.1	12.3	11.9	11.3	10.5	9.5	8.4	7.3						70
75	10.2	11.7	11.4	10.9	10.1	9.3	8.3	7.2	5.4	6.1	4.5	4.5		75
80	9.4	11.2	10.9	10.5	9.8	9	8.1	7.1	5.4	6	4.5	4.5	3.8	80
85	8.6	10.6	10.5	10.1	9.5	8.8	7.9	7	5.3	5.9	4.5	4.5	3.8	85
90	8.1	10.2	10	9.7	9.2	8.6	7.8	6.8	5.2	5.8	4.5	4.5	3.8	90
95	7.5	9.8	9.7	9.4	9	8.4	7.6	6.7	5.1	5.7	4.5	4.5	3.8	95
100	7	9.4	9.3	9.1	8.7	8.2	7.5	6.6	5	5.6	4.5	4.5	3.8	100
105	6.6	9	9	8.8	8.5	8	7.3	6.5	4.8	5.5	4.5	4.4	3.8	105
110	6.2	8.6	8.7	8.5	8.2	7.7	7.1	6.4	4.7	5.4	4.5	4.4	3.8	110
115	5.8	8.2	8.3	8.3	8	7.5	7	6.2	4.6	5.2	4.4	4.3	3.8	115
120	5.5	7.9	8	8	7.7	7.3	6.8	6.1	4.5	5.1	4.3	4.2	3.8	120
125	5.1	7.6	7.7	7.7	7.5	7.1	6.6	6	4.3	5	4.1	4.1	3.8	125
130	4.9	7.2	7.4	7.4	7.2	6.9	6.4	5.8	4.2	4.8	4	4	3.8	130
135	4.6	6.9	7.1	7.1	7	6.7	6.3	5.7	4	4.7	3.9	3.8	3.7	135
140	4.3	6.7	6.9	6.9	6.8	6.5	6.1	5.6	3.9	4.6	3.8	3.7	3.6	140
145	4.1	6.4	6.6	6.7	6.6	6.4	6	5.5	3.8	4.5	3.7	3.6	3.5	145
150	3.9	6.2	6.3	6.4	6.4	6.2	5.8	5.4	3.6	4.3	3.5	3.5	3.3	150
155	3.7	5.9	6.1	6.2	6.2	6	5.7	5.2	3.5	4.2	3.4	3.4	3.2	155
160	3.5	5.7	5.9	6	6	5.8	5.5	5.1	3.4	4.1	3.3	3.2	3.1	160
165		5.5	5.7	5.8	5.8	5.7	5.4	5	3.2	4	3.2	3.1	3	165
170		5.3	5.5	5.6	5.6	5.5	5.3	4.9	3.1	3.9	3	3	2.9	170
175		5.1	5.3	5.4	5.4	5.4	5.1	4.8	3	3.8	2.9	2.9	2.7	175
180		4.9	5.1	5.2	5.3	5.2	5	4.7	2.9	3.7	2.8	2.8	2.6	180
185		4.8	4.9	5.1	5.1	5.1	4.9	4.6	2.7	3.6	2.7	2.6	2.5	185
190		4.6	4.8	4.9	5	4.9	4.8	4.4	2.6	3.5	2.5	2.5	2.4	190
195		4.4	4.6	4.7	4.8	4.8	4.6	4.3	2.5	3.4	2.4	2.4	2.3	195
200		4.3	4.5	4.6	4.7	4.7	4.5	4.2	2.3	3.3	2.3	2.3		200
205		4.1	4.3	4.5	4.5	4.5	4.4	4.1		3.2				205
210		4	4.2	4.3	4.4	4.4	4.3	4		3.1				210
215		3.9	4.1	4.2	4.3	4.3	4.2	3.9		3				215
220		3.8	4	4.1	4.2	4.2	4.1	3.8		2.9				220
225		3.7	3.8	4	4.1	4.1	4.1	3.7		2.8				225
230		3.6	3.7	3.9	3.9	4	4	3.5		2.7				230
235		3.5	3.6	3.8	3.8	3.8	3.8	3.4		2.5				235
240		3.4	3.5	3.7	3.7	3.7	3.4	3.2		2.4				240
245		3.3	3.4	3.6	3.6	3.5	3.1	2.9		2.3				245
250		3.3	3.4	3.5	3.5	3.4	2.9	2.6		2.3				250
255		2.4	3.3	3.4	3.3	3.1	2.7	2.2						255
260			3.2	3.2	2.9	2.8	2.5							260
265				2.9	2.6	2.4	2.3							265
270				2.5	2.2									270

L_270_005_21001_00_000 / L_270_005_22001_00_000

Lifting heights Hauteurs de levage

TS



Lifting capacities Forces de levage

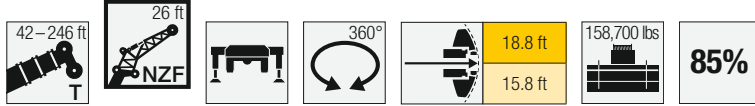
TNZF

Angle	42 ft 26 ft			134 ft 26 ft			147 ft 26 ft			160 ft 26 ft			174 ft 26 ft			187 ft 26 ft			199 ft 26 ft			
	0°	22.5°	45°	0°	22.5°	45°	0°	22.5°	45°	0°	22.5°	45°	0°	22.5°	45°	0°	22.5°	45°	0°	22.5°	45°	
10	90.9																					
11	90.9																					
12	90.9																					
13	90.9																					
14	90.4																					
15	89.1																					
16	87.3																					
17	85.5																					
18	83.7																					
19	82.1																					
20	80.4	59																				
22	77.2	56.2																				
24	74.1	53.5																				
26	70.7	51.2																				
28	67	49	39.5																			
30	63.4	47	38.4																			
32	59.9	45.2	37.3																			
34	56.7	43.5	36.3																			
36	53.8	41.9	35.5																			
38	51.1	40.5	34.6																			
40	48.7	39.1	33.9																			
45	43.5	36.2	32.3																			
50	39.3	33.8	31.1																			
55	35.8	31.8	30.4																			
60	32.9	30.3	30.3																			
65	30.5	29.8																				
70																						
75																						
80																						
85																						
90																						
95																						
100																						
105																						
110																						
115																						
120																						
125																						
130																						
135																						
140																						
145																						
150																						
155																						
160																						
165																						
170																						
175																						
180																						
185																						
190																						
195																						
200																						
205																						
210																						
215																						
220																						

L_270_004_11001_00_000 / L_270_004_12001_00_000

Lifting capacities Forces de levage

TNZF



Lifting Capacity (lbs)	213 ft			226 ft			230 ft			237 ft			243 ft			246 ft			Lifting Capacity (lbs)
	0°	22.5°	45°	0°	22.5°	45°	0°	22.5°	45°	0°	22.5°	45°	0°	22.5°	45°	0°	22.5°	45°	
50	27.1			20.6			16.2			15.7			14.7						50
55	26.5			20.3			15.9			15.4			14.5			14.1			55
60	25.8	24.6		19.9			15.5			15.1			14.2			13.9			60
65	24.9	23.7		19.4	18.7		15.1	15		14.8	14.6		13.9	13.9		13.6	13.6		65
70	24.1	22.8	22.2	18.8	18.1	17.9	14.7	14.5	14.7	14.4	14.2		13.6	13.5		13.3	13.3		70
75	23.3	22	21.4	18.2	17.5	17.3	14.2	14.1	14.3	14	13.8	14	13.3	13.2	13.4	13	13	13.2	75
80	22.4	21.2	20.7	17.6	16.9	16.7	13.8	13.6	13.8	13.6	13.4	13.6	12.9	12.8	13	12.7	12.6	12.8	80
85	21.5	20.5	20	17.1	16.3	16.1	13.3	13.2	13.3	13.2	13	13.2	12.6	12.5	12.7	12.3	12.2	12.4	85
90	20.6	19.8	19.4	16.5	15.8	15.6	12.9	12.7	12.9	12.7	12.6	12.7	12.2	12.1	12.3	12	11.9	12.1	90
95	19.9	19.1	18.7	15.9	15.3	15.1	12.5	12.3	12.4	12.3	12.2	12.3	11.8	11.7	11.9	11.7	11.5	11.7	95
100	19.1	18.4	18.2	15.4	14.8	14.6	12	11.9	12	11.9	11.8	11.9	11.5	11.4	11.5	11.3	11.2	11.4	100
105	18.3	17.8	17.6	14.9	14.3	14.2	11.6	11.5	11.6	11.5	11.4	11.5	11.1	11	11.2	11	10.8	11	105
110	17.5	17.1	17	14.3	13.8	13.7	11.2	11.1	11.2	11.2	11	11.1	10.8	10.6	10.8	10.6	10.5	10.7	110
115	16.7	16.5	16.5	13.9	13.4	13.3	10.8	10.7	10.8	10.8	10.6	10.7	10.4	10.3	10.4	10.3	10.2	10.4	115
120	15.9	15.8	15.9	13.4	12.9	12.9	10.4	10.3	10.5	10.4	10.3	10.4	10.1	10.1	10.2	9.9	9.9	10.1	120
125	15.2	15.2	15.4	13	12.5	12.5	9.9	10	10.1	10.1	10	10.1	9.7	9.8	9.9	9.6	9.7	9.8	125
130	14.4	14.6	14.8	12.5	12.2	12.1	9.5	9.6	9.8	9.8	9.7	9.8	9.3	9.4	9.6	9.3	9.4	9.5	130
135	13.7	13.9	14.1	12.1	11.8	11.8	9.1	9.3	9.5	9.5	9.4	9.5	9	9.1	9.3	8.9	9.1	9.3	135
140	13	13.2	13.5	11.6	11.4	11.4	8.8	8.9	9.1	9.2	9.2	9.3	8.6	8.8	9	8.6	8.7	8.9	140
145	12.4	12.5	12.8	11.2	11.1	11.1	8.4	8.6	8.8	9	8.9	9	8.3	8.5	8.6	8.3	8.4	8.6	145
150	11.8	11.9	12.1	10.7	10.7	10.8	8	8.2	8.4	8.7	8.7	8.8	8	8.1	8.3	8	8.1	8.3	150
155	11.2	11.4	11.6	10.3	10.3	10.4	7.7	7.8	8	8.4	8.4	8.6	7.7	7.8	8	7.6	7.8	8	155
160	10.7	10.8	11	9.9	9.9	10.1	7.3	7.5	7.7	8.2	8.2	8.3	7.3	7.5	7.7	7.3	7.5	7.6	160
165	10.2	10.3	10.4	9.5	9.6	9.7	7	7.2	7.3	7.9	8	8.1	7	7.2	7.3	7	7.2	7.3	165
170	9.6	9.9	10	9.1	9.2	9.4	6.7	6.8	7	7.7	7.7	7.8	6.7	6.9	7	6.6	6.8	7	170
175	9	9.3	9.5	8.8	8.9	9	6.4	6.5	6.6	7.5	7.5	7.6	6.5	6.6	6.7	6.3	6.5	6.7	175
180	8.3	8.7	8.8	8.4	8.5	8.6	6.1	6.2	6.3	7.2	7.3	7.4	6.2	6.3	6.5	5.9	6.2	6.3	180
185	7.8	8	8.1	8	8.2	8.3	5.8	5.9	6	7	7.1	7.2	5.9	6.1	6.2	5.6	5.8	6	185
190	7.5	7.6	7.6	7.6	7.8	7.9	5.5	5.6	5.7	6.8	6.9	7	5.6	5.8	5.9	5.2	5.5	5.6	190
195	7.1	7.2	7.3	6.9	7.3	7.4	5.2	5.3	5.4	6.6	6.7	6.8	5.3	5.5	5.6	4.9	5.1	5.2	195
200	6.8	6.9	7	6.2	6.6	6.7	4.9	5	5.1	6.3	6.5	6.6	5.1	5.2	5.3	4.5	4.7	4.9	200
205	6.4	6.6	6.6	5.6	5.9	6	4.6	4.8	4.8	5.8	6.1	6.2	4.8	5	5	4.2	4.4	4.5	205
210	5.8	6.1	6	5	5.3	5.3	4.4	4.5	4.5	5.2	5.6	5.6	4.6	4.7	4.8	3.8	4	4.1	210
215	5.3	5.5	5.4	4.4	4.7	4.6	4.1	4.2	4.3	4.6	5	5	4.3	4.5	4.5	3.5	3.7	3.7	215
220	4.8	4.9	3.1	3.8	4.1	4	3.9	4	4	4.1	4.4	4.4	3.9	4.1	4.2	3.2	3.3	3.4	220
225	4.2	4.4		3.3	3.5	3.4	3.6	3.7	3.7	3.6	3.8	3.8	3.4	3.7	3.7	2.9	3	3	225
230	3.6	3.8		2.8	3	2.8	3.4	3.5	3.4	3.1	3.3	3.2	2.9	3.1	3.1	2.6	2.7	2.7	230
235				2.4	2.5		3.1	3.2		2.6	2.8	2.7	2.4	2.6	2.6		2.4	2.3	235
240							2.9	2.9											240
245							2.5	2.6											245

t_270_004_11001_00_000 / L_270_004_12001_00_000

Lifting capacities Forces de levage

TNZF

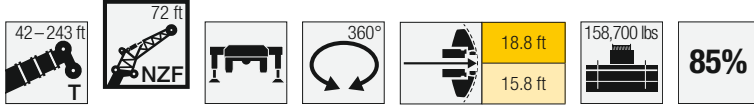
42-246 ft 49 ft 360° 18.8 ft 15.8 ft 158,700 lbs 85%	213 ft			226 ft			230 ft			237 ft			243 ft			246 ft			49 ft
	0°	22.5°	45°	0°	22.5°	45°	0°	22.5°	45°	0°	22.5°	45°	0°	22.5°	45°	0°	22.5°	45°	
50	19.1																		50
55	19			15.4			12			11.6									55
60	18.7			15.1			11.8			11.5			10.7			10.5			60
65	18.5			14.9			11.6			11.3			10.5			10.3			65
70	18			14.6			11.3			11			10.3			10.1			70
75	17.5	16.2		14.3			11			10.7			10.1			9.9			75
80	16.9	15.6		13.8	12.8		10.6	10.4		10.4	10.3		9.9	9.8		9.7			80
85	16.4	15.1		13.4	12.4		10.3	10.1		10.1	10		9.7	9.7		9.5	9.5		85
90	15.8	14.5	14	12.9	12	11.4	10	9.9		9.9	9.8		9.5	9.4		9.3	9.3		90
95	15.3	14	13.6	12.5	11.7	11.1	9.8	9.6	9.4	9.6	9.5	9.4	9.3	9.2	9.2	9.1	9.1		95
100	14.7	13.6	13.1	12.1	11.3	10.8	9.5	9.4	9.2	9.4	9.3	9.2	9	9	9	8.9	8.9	9	100
105	14.2	13.1	12.7	11.6	10.9	10.5	9.2	9.1	9	9.1	9	9	8.8	8.8	8.8	8.7	8.7	8.8	105
110	13.7	12.7	12.3	11.2	10.6	10.2	9	8.8	8.8	8.9	8.8	8.8	8.6	8.5	8.6	8.5	8.4	8.6	110
115	13.2	12.3	11.9	10.8	10.2	10	8.7	8.6	8.6	8.7	8.6	8.6	8.4	8.3	8.4	8.3	8.2	8.4	115
120	12.7	11.9	11.6	10.4	9.9	9.8	8.5	8.4	8.4	8.4	8.3	8.3	8.2	8.1	8.2	8.1	8	8.1	120
125	12.3	11.5	11.3	10.1	9.6	9.6	8.2	8.1	8.2	8.2	8.1	8.1	8	7.9	8	7.9	7.8	8	125
130	11.8	11.1	10.9	9.8	9.4	9.3	8	7.9	7.9	8	7.9	7.9	7.7	7.7	7.8	7.7	7.6	7.8	130
135	11.4	10.8	10.6	9.5	9.1	9.1	7.8	7.7	7.7	7.7	7.7	7.7	7.5	7.5	7.6	7.5	7.4	7.6	135
140	11	10.5	10.3	9.2	8.9	8.9	7.5	7.5	7.5	7.5	7.5	7.5	7.3	7.3	7.4	7.2	7.2	7.4	140
145	10.6	10.2	10.1	9	8.7	8.7	7.3	7.3	7.4	7.3	7.3	7.4	7.1	7.1	7.3	7	7.1	7.2	145
150	10.2	9.9	9.9	8.8	8.5	8.5	7	7.1	7.2	7.1	7.1	7.2	6.9	6.9	7.1	6.8	6.9	7	150
155	9.7	9.7	9.6	8.5	8.2	8.3	6.7	6.9	7	6.9	6.9	7	6.6	6.7	6.9	6.5	6.7	6.9	155
160	9.4	9.4	9.4	8.3	8	8.1	6.4	6.6	6.8	6.7	6.7	6.8	6.4	6.5	6.7	6.3	6.5	6.7	160
165	9	9.1	9.3	8.1	7.9	7.9	6.1	6.4	6.6	6.5	6.5	6.7	6.1	6.3	6.5	6	6.3	6.5	165
170	8.7	8.9	9	7.8	7.7	7.7	5.8	6.1	6.3	6.3	6.3	6.5	5.8	6.1	6.3	5.7	6.1	6.3	170
175	8.3	8.5	8.7	7.6	7.5	7.6	5.6	5.8	6.1	6.2	6.2	6.3	5.6	5.8	6.1	5.5	5.8	6.1	175
180	8	8.2	8.4	7.4	7.3	7.4	5.3	5.6	5.8	6	6	6.2	5.3	5.6	5.8	5.2	5.6	5.8	180
185	7.7	7.9	8.1	7.2	7.2	7.3	5.1	5.3	5.5	5.8	5.8	6	5	5.3	5.6	4.8	5.3	5.6	185
190	7.3	7.6	7.8	6.9	7	7.1	4.8	5.1	5.3	5.6	5.7	5.8	4.8	5.1	5.3	4.5	5	5.3	190
195	6.7	7.3	7.5	6.6	6.8	7	4.5	4.8	5	5.4	5.5	5.7	4.5	4.8	5.1	4.2	4.7	5	195
200	6.2	6.9	7.1	6.3	6.6	6.7	4.2	4.5	4.7	5.2	5.3	5.5	4.3	4.6	4.8	3.8	4.4	4.7	200
205	5.9	6.2	6.5	5.8	6.3	6.5	4	4.3	4.5	5.1	5.2	5.3	4	4.4	4.6	3.5	4	4.3	205
210	5.6	5.8	5.9	5.2	6	6.2	3.7	4	4.2	4.9	5	5.2	3.8	4.1	4.3	3.2	3.7	3.9	210
215	5.4	5.6	5.6	4.7	5.4	5.7	3.4	3.7	3.9	4.7	4.9	5	3.5	3.8	4	2.9	3.3	3.6	215
220	5.1	5.3	5.4	4.1	4.8	5	3.1	3.4	3.6	4.2	4.7	4.8	3.2	3.6	3.7	2.6	3	3.2	220
225	4.6	5	5.1	3.6	4.2	4.4	2.9	3.2	3.2	3.7	4.4	4.6	3	3.3	3.4	2.3	2.7	2.9	225
230	4.1	4.6	4.5	3.1	3.7	3.7	2.6	2.9	2.9	3.2	3.9	4	2.8	3.1	3.2		2.4	2.5	230
235	3.7	4		2.6	3.1	3.1	2.4	2.6	2.6	2.8	3.3	3.5	2.5	2.8	2.9				235
240	3.2	3.5			2.6	2.6		2.4	2.3	2.3	2.8	2.9		2.6	2.6				240
245	2.8	3									2.3	2.3							245
250	2.3	2.5																	250

t_270_004_13001_00_000 / t_270_004_14001_00_000

Lifting capacities

Forces de levage

TNZF

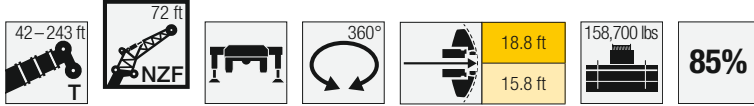


	42 ft 72 ft			134 ft 72 ft			147 ft 72 ft			160 ft 72 ft			174 ft 72 ft			187 ft 72 ft			199 ft 72 ft			
	0°	22.5°	45°	0°	22.5°	45°	0°	22.5°	45°	0°	22.5°	45°	0°	22.5°	45°	0°	22.5°	45°	0°	22.5°	45°	
17	43																					17
18	43																					18
19	43																					19
20	42.7																					20
22	41.6																					22
24	40.3																					24
26	39																					26
28	37.7																					28
30	36.3																					30
32	35.1																					32
34	33.7				32.5																	34
36	32.1				31.9																	36
38	30.4				31.3			29.9														38
40	28.8				30.8			29.4														40
45	25.5	19.1		29.3			28.1			27.2												45
50	22.8	17.4		27.8			26.9			26.3												50
55	20.5	16		26.4			25.7			25.3												55
60	18.5	14.7		25.1			24.5			24.3												60
65	16.7	13.6	11.3	23.9	15.8		23.5	15.7		22.5												65
70	15.3	12.6	10.7	22.8	15.1		22.4	15		21.6	14.9											70
75	14	11.7	10.1	21.6	14.4		21.5	14.4		20.8	14.3											75
80	12.9	11	9.6	20.4	13.8	10.4	20.5	13.8		20	13.7											80
85	11.9	10.3	9.3	19.4	13.3	10.1	19.5	13.3	10.1	19.2	13.2											85
90	11	9.8	9	18.3	12.8	9.9	18.6	12.8	9.9	18.4	12.8	9.8										90
95	10.2	9.3	8.7	17.4	12.3	9.7	17.8	12.4	9.7	17.7	12.3	9.6										95
100	9.6	8.9	8.6	16.6	11.8	9.5	16.9	12	9.5	16.9	11.9	9.5										100
105	9.1	8.6	8.6	15.8	11.4	9.3	16.2	11.6	9.3	16.2	11.5	9.3										105
110	8.7	8.5		15	11	9.2	15.5	11.2	9.2	15.5	11.2	9.2										110
115				14.4	10.7	9	14.8	10.8	9	14.9	10.8	9										115
120				13.8	10.4	8.9	14.1	10.5	8.9	14.4	10.5	8.9										120
125				13.2	10.1	8.8	13.6	10.2	8.8	13.8	10.2	8.8										125
130				12.6	9.8	8.7	13	10	8.7	13.2	10	8.7										130
135				12.1	9.6	8.6	12.5	9.7	8.6	12.8	9.8	8.6										135
140				11.6	9.4	8.5	12.1	9.5	8.6	12.3	9.6	8.5										140
145				11.2	9.2	8.5	11.6	9.3	8.5	11.8	9.4	8.5										145
150				10.7	9	8.4	11.2	9.1	8.4	11.4	9.2	8.4										150
155				10.4	8.8	8.4	10.8	9	8.4	11	9.1	8.4										155
160				10	8.7	8.4	10.4	8.8	8.4	10.7	8.9	8.3										160
165				9.7	8.6	8.4	10.1	8.7	8.4	10.4	8.8	8.3										165
170				9.5	8.5	8.4	9.8	8.6	8.4	10.1	8.6	8.3										170
175				9.2	8.4	8.4	9.6	8.5	8.4	9.7	8.5	8.3										175
180				9	8.3		9.3	8.4	8.4	9.4	8.4	8.3										180
185				8.8	8.3		9.1	8.3	8.4	9	8.3	8.3										185
190				8.7	8.3		8.9	8.3	8.4	8.5	8.3	8.3										190
195				8.5	8.3		8.4	8.3		7.9	8.2	8.3										195
200				6.8			7.8	8.2		7.2	8.1	8.2										200
205							7.2	7.7		6.6	7.4	7.4										205
210							6			6	6.7											210
215							3.5			5.4	6											215
220										4.9	5.3											220
225										3.5												225
230																						230
235																						235
240																						240
245																						245
250																						250
255																						255

L270_004_16001_00_000 / L270_004_15001_00_000

Lifting capacities Forces de levage

TNZF

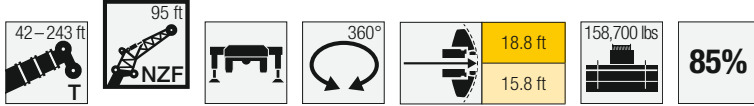


	213 ft			226 ft			230 ft			237 ft			243 ft			
	72 ft			72 ft			72 ft			72 ft			72 ft			
	0°	22.5°	45°	0°	22.5°	45°	0°	22.5°	45°	0°	22.5°	45°	0°	22.5°	45°	
55	14															55
60	13.7			10.6			8.9			8.7						60
65	13.5			10.4			8.8			8.5			8.1			65
70	13.3			10.3			8.7			8.4			7.9			70
75	13.2			10.1			8.6			8.3			7.8			75
80	13			10			8.4			8.2			7.7			80
85	12.8			9.9			8.2			8.1			7.7			85
90	12.5	11.3		9.9			8			7.9			7.5			90
95	12.1	10.9		9.7	8.6		7.8	7.6		7.7			7.4			95
100	11.6	10.5		9.5	8.4		7.6	7.4		7.5	7.4		7.2	7.1		100
105	11.2	10.2		9.3	8.2		7.4	7.2		7.3	7.2		7	6.9		105
110	10.8	9.9	9.1	9	8	7.2	7.2	7		7.2	7		6.9	6.8		110
115	10.4	9.6	9	8.7	7.9	7.1	7	6.8	6.5	7	6.8	6.5	6.7	6.6		115
120	10.1	9.3	8.9	8.5	7.8	7	6.9	6.6	6.4	6.8	6.6	6.3	6.5	6.5	6.2	120
125	9.7	9.1	8.8	8.2	7.6	6.9	6.7	6.5	6.2	6.6	6.4	6.2	6.4	6.3	6.1	125
130	9.4	8.8	8.6	8	7.4	6.8	6.5	6.3	6.1	6.4	6.3	6	6.2	6.2	6	130
135	9.2	8.6	8.4	7.8	7.2	6.7	6.3	6.2	5.9	6.2	6.1	5.9	6	6	5.8	135
140	8.9	8.4	8.2	7.5	7.1	6.7	6.1	6	5.8	6	5.9	5.8	5.9	5.8	5.7	140
145	8.6	8.1	8	7.3	6.9	6.6	5.9	5.8	5.7	5.8	5.8	5.7	5.7	5.7	5.6	145
150	8.4	7.9	7.8	7.1	6.7	6.5	5.7	5.6	5.6	5.7	5.6	5.5	5.5	5.5	5.5	150
155	8.2	7.7	7.7	6.9	6.6	6.4	5.5	5.5	5.4	5.5	5.5	5.4	5.3	5.4	5.4	155
160	8	7.5	7.5	6.7	6.4	6.3	5.3	5.3	5.3	5.4	5.3	5.3	5.1	5.2	5.3	160
165	7.7	7.3	7.3	6.5	6.2	6.2	5.1	5.1	5.2	5.2	5.2	5.2	4.9	5.1	5.1	165
170	7.5	7.2	7.1	6.3	6.1	6.1	4.8	5	5.1	5	5	5.1	4.7	4.9	5	170
175	7.3	7	7	6.1	5.9	5.9	4.6	4.8	4.9	4.9	4.9	5	4.5	4.8	4.9	175
180	7	6.8	6.8	6	5.8	5.8	4.3	4.7	4.8	4.7	4.7	4.8	4.2	4.6	4.8	180
185	6.8	6.6	6.7	5.8	5.6	5.7	4.1	4.5	4.7	4.6	4.6	4.7	4	4.5	4.6	185
190	6.5	6.5	6.6	5.6	5.5	5.5	3.8	4.2	4.5	4.4	4.5	4.6	3.8	4.3	4.5	190
195	6.3	6.3	6.4	5.5	5.3	5.4	3.6	4	4.3	4.3	4.3	4.5	3.5	4.1	4.4	195
200	6	6.2	6.3	5.3	5.2	5.3	3.3	3.8	4.1	4.1	4.2	4.4	3.3	3.8	4.2	200
205	5.6	6	6.2	5.2	5.1	5.2	3.1	3.6	3.9	4	4.1	4.2	3.1	3.6	3.9	205
210	5.1	5.8	6	4.9	5	5.1	2.8	3.3	3.7	3.9	3.9	4.1	2.8	3.3	3.7	210
215	4.7	5.5	5.8	4.7	4.8	5	2.6	3.1	3.4	3.7	3.8	4	2.6	3.1	3.4	215
220	4.5	5	5.5	4.2	4.7	4.9	2.4	2.8	3.1	3.6	3.7	3.9	2.4	2.9	3.2	220
225	4.3	4.5	4.9	3.7	4.5	4.7		2.6	2.9	3.4	3.6	3.8		2.6	2.9	225
230	4	4.3	4.4	3.2	4.2	4.6		2.3	2.6	3.2	3.5	3.7		2.4	2.7	230
235	3.7	4.1	4.2	2.7	3.7	4.1			2.3	2.8	3.3	3.5			2.4	235
240	3.3	3.8	3.9	2.3	3.2	3.5				2.3	3.1	3.4				240
245	2.8	3.5	3.6		2.7	2.9					2.8	3.1				245
250	2.4	3	3			2.3					2.4	2.6				250
255		2.6														255

t_270_004_16001_00_000 / t_270_004_15001_00_000

Lifting capacities Forces de levage

TNZF

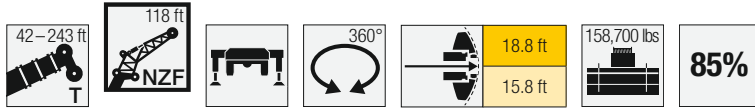


	213 ft			226 ft			230 ft			237 ft			243 ft			
	0°	22.5°	45°	0°	22.5°	45°	0°	22.5°	45°	0°	22.5°	45°	0°	22.5°	45°	
60	10															60
65	9.8			7.9			6.6									65
70	9.7			7.8			6.5			6.3			5.9			70
75	9.6			7.7			6.4			6.2			5.8			75
80	9.5			7.6			6.4			6.2			5.8			80
85	9.4			7.5			6.3			6.1			5.7			85
90	9.3			7.4			6.2			6			5.6			90
95	9.2			7.3			6.1			5.9			5.5			95
100	9.1			7.3			6			5.9			5.4			100
105	9	7.7		7.2			5.9			5.8			5.4			105
110	8.8	7.6		7.2	6		5.8			5.7			5.4			110
115	8.6	7.4		7.1	5.8		5.6	5.4		5.5	5.3		5.3			115
120	8.3	7.3		6.9	5.7		5.5	5.2		5.4	5.2		5.2	5		120
125	8.1	7.1		6.7	5.6		5.3	5		5.3	5		5	4.9		125
130	7.8	7	6	6.5	5.4		5.2	4.9		5.1	4.9		4.9	4.8		130
135	7.6	6.9	5.9	6.4	5.3	4.7	5	4.8		5	4.7		4.8	4.7		135
140	7.4	6.7	5.9	6.2	5.2	4.6	4.9	4.6	4.4	4.8	4.6	4.4	4.6	4.5		140
145	7.2	6.6	5.8	6	5.1	4.5	4.7	4.5	4.3	4.7	4.5	4.3	4.5	4.4	4.2	145
150	7	6.5	5.7	5.8	5	4.5	4.6	4.4	4.2	4.5	4.4	4.2	4.3	4.3	4.1	150
155	6.7	6.3	5.7	5.6	4.9	4.4	4.4	4.2	4.1	4.4	4.2	4.1	4.2	4.2	4	155
160	6.5	6.1	5.6	5.5	4.8	4.3	4.2	4.1	4	4.2	4.1	4	4.1	4.1	3.9	160
165	6.3	6	5.6	5.3	4.7	4.3	4	4	3.9	4.1	4	3.9	3.9	4	3.8	165
170	6.2	5.8	5.5	5.1	4.6	4.2	3.9	3.9	3.8	3.9	3.9	3.8	3.7	3.9	3.7	170
175	6	5.6	5.5	5	4.6	4.2	3.7	3.8	3.7	3.8	3.8	3.7	3.5	3.7	3.6	175
180	5.8	5.5	5.4	4.8	4.5	4.2	3.4	3.7	3.6	3.6	3.7	3.6	3.2	3.6	3.6	180
185	5.6	5.3	5.3	4.7	4.4	4.1	3.2	3.6	3.5	3.5	3.6	3.5	3	3.5	3.5	185
190	5.5	5.2	5.2	4.5	4.3	4.1	3	3.5	3.4	3.3	3.4	3.4	2.8	3.4	3.4	190
195	5.3	5.1	5.1	4.4	4.2	4.1	2.7	3.3	3.4	3.2	3.3	3.4	2.6	3.2	3.3	195
200	5.1	4.9	5	4.2	4.1	4	2.5	3.2	3.3	3.1	3.2	3.3	2.4	3	3.3	200
205	5	4.8	4.9	4.1	4	4	2.3	3	3.2	2.9	3.1	3.2	2.2	2.8	3.2	205
210	4.8	4.7	4.8	4	3.9	3.9		2.8	3.1	2.8	3	3.1		2.6	3	210
215	4.5	4.6	4.7	3.9	3.7	3.8		2.5	2.9	2.6	2.8	3		2.5	2.9	215
220	4.1	4.5	4.6	3.7	3.6	3.8		2.3	2.7	2.5	2.7	2.9		2.3	2.7	220
225	3.6	4.3	4.5	3.5	3.5	3.7			2.5	2.4	2.6	2.8			2.5	225
230	3.3	4.2	4.4	3.2	3.4	3.6			2.3	2.2	2.5	2.7			2.3	230
235	3.1	4	4.2	2.8	3.4	3.5					2.3	2.6				235
240	2.9	3.5	4	2.4	3.2	3.4					2.2	2.5				240
245	2.7	3.1	3.6		3.1	3.3						2.4				245
250	2.5	2.9	3.1		2.7	3.1						2.3				250
255		2.6	2.8		2.3	2.8										255
260		2.4	2.5			2.3										260
265			2.2													265

t_270_004_17001_00_000 / t_270_004_18001_00_000

Lifting capacities Forces de levage

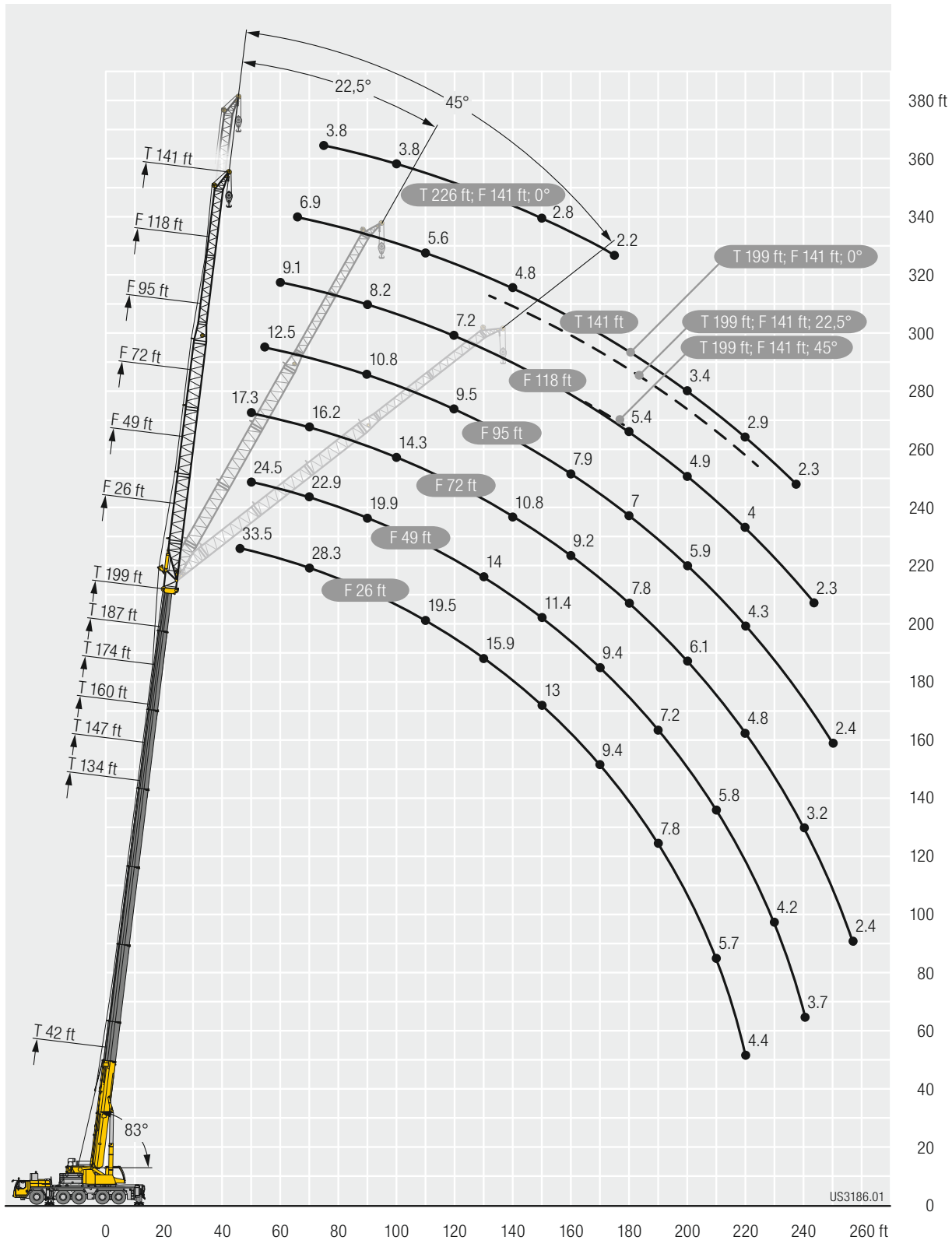
TNZF



Height (ft)	213 ft			226 ft			237 ft			Height (ft)
	0°	22.5°	45°	0°	22.5°	45°	0°	22.5°	45°	
65	7.5									65
70	7.4			5.8						70
75	7.3			5.7			4.4			75
80	7.2			5.6			4.4			80
85	7.1			5.6			4.4			85
90	7.1			5.5			4.4			90
95	7			5.4			4.3			95
100	6.9			5.4			4.3			100
105	6.8			5.3			4.2			105
110	6.7			5.3			4.1			110
115	6.5			5.2			4.1			115
120	6.4	5.4		5.2			4			120
125	6.3	5.2		5.1	4.1		3.9			125
130	6.2	5.1		5	3.9		3.8			130
135	6.1	5		4.9	3.8		3.6	3.4		135
140	5.9	4.9		4.7	3.7		3.5	3.3		140
145	5.8	4.8		4.6	3.6		3.3	3.2		145
150	5.6	4.7	3.9	4.4	3.5		3.2	3.1		150
155	5.5	4.6	3.8	4.3	3.5	2.9	3.1	2.9		155
160	5.3	4.5	3.8	4.1	3.4	2.9	2.9	2.8		160
165	5.1	4.4	3.7	4	3.3	2.8	2.8	2.7	2.6	165
170	5	4.3	3.7	3.9	3.2	2.8	2.7	2.6	2.6	170
175	4.8	4.2	3.6	3.7	3.1	2.7	2.5	2.5	2.5	175
180	4.7	4.1	3.6	3.6	3.1	2.6	2.4	2.4	2.5	180
185	4.5	4.1	3.6	3.4	3	2.6	2.2	2.3	2.4	185
190	4.4	4	3.5	3.3	2.9	2.6		2.2	2.3	190
195	4.2	3.9	3.5	3.2	2.9	2.5			2.3	195
200	4.1	3.8	3.5	3	2.8	2.5				200
205	3.9	3.7	3.5	2.9	2.7	2.5				205
210	3.8	3.6	3.5	2.8	2.7	2.5				210
215	3.6	3.5	3.4	2.7	2.6	2.4				215
220	3.4	3.4	3.4	2.5	2.5	2.4				220
225	3.2	3.3	3.3	2.4	2.4	2.4				225
230	3	3.2	3.3	2.3	2.3	2.4				230
235	2.6	3.1	3.2	2.2	2.2	2.3				235
240		3	3.1			2.3				240
245		2.9	3.1			2.3				245
250		2.7	3							250
255		2.4	2.9							255
260			2.7							260
265			2.3							265

t_270_004_20001_00_000 / t_270_004_19001_00_000

Lifting heights Hauteurs de levage



Equipment Equipment

Crane carrier

Frame	Self-manufactured, weight-optimized and torsion resistant box-type design of high-tensile structural steel.
Outriggers	4-point supporting system, hydraulically telescopic into horizontal and vertical direction. Automatic levelling of crane. Electronic inclination indicator.
Engine	6-cylinder Diesel, make Liebherr, watercooled, output 400 kW (544 h.p.), max. torque 1856 lbs-ft. Exhaust emissions acc. to (EU) 2016/1628, EPA/CARB or ECE-R.96. Fuel reservoir: 172 gallons.
Transmission	ZF 12-speed gear box with automatic control system. ZF-intarder fitted directly to the gear. Two-stage transfer case with lockable transfer differential.
Axles	Low maintenance carrier axles, all 5 axles steered. Axle 2, 4 and 5 are equipped with planetary gears, all driven axles with transverse differential locks, axle 4 with longitudinal differential lock.
Suspension	All axles are mounted on hydropneumatic suspension – “Niveaumatik suspension” and are lockable hydraulically.
Tyres	10 tyres. Size of tyres: 445/95 R 25 (16.00 R 25).
Steering	2-circuit system with hydraulic servo steering. Active speed depending rear axle steering, special steering programs for various driving situations.
Brakes	Service brake: all-wheel servo-air brake, all axles are equipped with disc brakes, dual circuit. Additional brakes: exhaust flap brake, Telma Eddy current brake (optional), intarder in gearbox. Hand brake: Spring-loaded, acting on all wheels of axles 2 to 5.
Driver's cab	Spacious corrosion resistant with comfort furnishings, mounted on rubber shock absorbers, safety glazing.
Electrical system	Modern data bus technique, 24 Volt DC, 2 batteries of 180 Ah each.

Crane superstructure

Frame	Liebherr-manufactured, torsionally rigid steel construction made from high-tensile fine-grain steel. Triple-roller slewing rim.
Crane drive	Mechanical drive of the crane hydraulic from the chassis. Variable axial piston pumps with servo control and power regulation.
Control	Electric „Load Sensing“ control, simultaneous operation of 4 working motions, 2 self-centering hand control levers (joy-stick type).
Hoist gear	Axial piston fixed displacement motor, Liebherr hoist drum with integrated planetary gear and spring-loaded static brake.
Luffing gear	1 differential ram with pilot-controlled brake valve.
Slewing gear	Axial piston fixed displacement motor, planetary gear, spring-loaded static brake. Slewing gear inversible from released to locked as standard feature.
Crane cab	Large screen area, compound glass, comfort furnishing, cabin tiltable 20° to rear.
Safety devices	LICCON2 safe load indicator, test system, hoist limit switch, safety valves to prevent pipe and hose ruptures.
Telescopic boom	1 base section and 7 telescopic sections. All telescopic sections extendable individually by means of the rapid-cycle telescoping system TELEMATIK. Boom length 41 ft to 246 ft.
Counterweight	114,600 lbs basic counterweight.
Electrical system	Modern data bus technique, 24 Volt DC.

The pictures contain also accessories and special equipment not included in the standard scope of delivery.

Operating modes

K	Double swing-away jib 38 ft – 66 ft Adjustment 0°, 20°, 40°
NZK	Hydraulically adjustable swing-away jib 38 ft – 66 ft Hydraulically adjustment 0° – 40°
V	Telescopic boom extension 3 x 23 ft
NZF	Fixed lattice jib 26 ft – 141 ft Hydraulic adjustment 0° – 45°
S	Powerful jib 13 ft – 128 ft, 0°

Additional equipment

2nd hoist gear	For two-hook operation.
Tyres	10 tyres, size 525/80 R 25 (20.5 R 25).
Drive 10 x 8	Additional drive of the 3 rd axle.
Additional counterweight	44,100 lbs for a total counterweight of 158,700 lbs.

Other items of equipment available on request.

Equipment Equipment

Châssis porteur

Cadre	Construction en caisse résistante à la torsion et optimisée en poids réalisée par Liebherr en acier de construction à grain fin très rigide.
Calage	Dispositif de calage horizontal et vertical en 4 points, entièrement déployable hydrauliquement. Nivellement automatique du calage. Indicateurs électroniques d'inclinaison.
Moteur	Moteur diesel, 6 cylindres, fabriqué par Liebherr, à refroidissement par eau, de 400 kW (544 ch), couple max. 1856 lbs-ft. Emissions des gaz d'échappement conformes au directive (EU) 2016/1628, EPA/CARB ou ECE-R.96. Capacité du réservoir à carburant: 172 gallons.
Boîte de vitesse	Boîte de vitesses ZF à 12 rapports, mécanisme automatisé à commande. Ralentisseur hydrodynamique ZF directement accouplé à la boîte. Boîte de transfert à 2 étages avec blocage de différentiel.
Essieux	Essieux nécessitant peu d'entretien, les 5 essieux sont directeurs. Les essieux 2, 4 et 5 sont des essieux planétaires, tous les essieux moteurs avec différentiel transversal et l'essieu 4 avec différentiel longitudinal.
Suspension	Suspension hydropneumatique «Niveaumatik» - sur tous les essieux. Chaque essieu peut être bloqué hydrauliquement.
Pneumatiques	10 pneus. Taille: 445/95 R 25 (16.00 R 25).
Direction	2 circuits avec direction assistée hydraulique. Direction active des essieux arrière et dépendante de la vitesse, programmes de direction spéciaux pour les différents modes de déplacement.
Freins	Freins de service: servofrein à air comprimé, tous les essieux sont munis de freins à disque, à 2 circuits. Freins auxiliaire : par clapet sur échappement, frein Telma (option), ralentisseur monté sur boîte de vitesse. Frein de secours et frein à main: par cylindres à ressorts sur les essieux 2 à 5.
Cabine	Spacieuse cabine, traitement anticorrosion, équipement «grand confort», suspension par silentbloks, vitrage de sécurité.
Installation électrique	Technique moderne de transmission de données par BUS de données, courant continu 24 Volts, 2 batteries de 180 Ah chacune.

Partie tournante

Cadre	Fabrication Liebherr, construction soudée indéformable, en acier à grain fin haute résistance. Couronne d'orientation à triple rangée de rouleaux.
Entraînement	Entraînement mécanique de l'hydraulique de la grue par le châssis de la grue. Pompes réglables à pistons axiaux avec servocommande et réglage de puissance.
Commande	Direction électrique "Load Sensing", 4 mouvements de travail dirigeable simultanément, deux leviers de commande à 4 positions et à autocentrage.
Mécanisme de levage	Moteur à cylindrée constante et à pistons axiaux. Treuil de marque Liebherr équipé d'un engrenage planétaire et d'un frein d'arrêt commandé par ressort.
Mécanisme de relevage	1 vérin différentiel avec clapet de frein commandé.
Dispositif de rotation	Moteur à cylindrée constante à pistons axiaux, réducteur planétaire, frein d'arrêt commandé par ressort. Commutation en série du mécanisme d'orientation: ouvert et en orientation freinée automatiquement.

Cabine de grue	Construction en tôle d'acier entièrement zinguée avec peinture par poudrage et cuisson au four, avec glaces de sécurité, appareils de commande et de contrôle, équipement confortable. Cabine inclinable vers l'arrière.
Dispositif de sécurité	Contrôleur de charge, «LICCON2», système test, limitation de la course pour le levage, soupape de sûreté contre la rupture de tubes et de tuyaux.
Flèche télescopique	Un élément de base et de 7 télescopes. Chaque partie peut être télescopée individuellement à l'aide du système de télescopage séquentiel rapide TELEMATIK. Longueur de flèche: 41 ft – 246 ft.
Contrepoids	Plaque de base 114,600 lbs.
Installation électrique	Technique moderne de transmission de données. Courant continu 24 Volts.

Modes de fonctionnement

K	Double fléchette pliante 38 ft – 66 ft Positionnement à 0°, 20°, 40°
NZK	Fléchette pliante à positionnement hydraulique 38 ft – 66 ft (en option). Positionnement hydraulique à 0°– 40°
V	Rallonge flèche télescopique 3 x 23 ft
NZF	Fléchette treillis fixe 26 ft – 141 ft Positionnement hydraulique à 0° – 45°
S	Fléchette particulièrement puissante 13 ft – 128 ft, 0°

Équipement supplémentaire
































2ème mécanisme de levage	Pour l'utilisation du deuxième crochet.
Pneumatiques	10 pneus. Taille: 525/80 R 25 (20.5 R 25).
Entraînement 10 x 8	Essieu 3 est entraîné additionnellement.
Contrepoids additionnel	44,100 lbs pour un contrepoids total de 158,700 lbs.

Autres équipements supplémentaires sur demande.

Les figures contiennent également des accessoires et des équipements spéciaux non inclus de série dans la livraison.

Description of symbols Explication des symboles

General symbols/Symboles généraux

	Max. capacity Capacité max.		infinitely variable en continu
	Max. hoist height Hauteur de levage max.		Rope diameter Diamètre
	Max. radius Portée max.		Rope length Longueur du câble
	Tyres Pneumatiques		Max. single line pull Effort au brin maxi.
	Hookblock / Capacity Moufle à crochet / Capacité de charge		Hoist gear Treuil de levage
	No. of sheaves Poulies		Slew speeds Vitesses d'orientation
	No. of lines Brins		Boom length Longueur de la flèche
	Weight Poids		Boom position Position de la flèche
	Crane carrier Châssis porteur		Counterweight Contrepoids
	Driving speed Vitesse de translation		Axle Essieu
	Gradability Aptitude à gravir les pentes		Page Page
	Transmission Boîte de vitesse		Outriggers Calage
	Gear Vitesse		Slew gear / Working area Mécanisme d'orientation / Plage de travail
	Driving speed – Onroad gear Vitesse de translation – Vitesse de route		Standard Norme
	Driving speed – Crawl speed Vitesse de translation – Marche lente		Radius Portée
	Crane superstructure Partie tournante de la grue		

Description of symbols Explication des symboles

Crane specific symbols/Symboles spécifiques à la grue



Telescopic boom
Flèche télescopique



Swing away jib
Fléchette pliante



Telescopic boom extension
Rallonge flèche télescopique



Hydraulic swing away jib
Fléchette pliante hydraulique



Hydraulic lattice jib
Fléchette treillis hydraulique



Powerful jib
Fléchette particulièrement puissante

Remarks

1. The lifting capacities do not exceed 85 % of the tipping load according to ASME B 30.5. The crane's structural steelwork is in accordance with EN 13000 and ASME B 30.5.
2. For the calculation of the load charts at least a wind speed of 30 ft/s (9 m/s, 20 mph) and regarding the load a sail area of 1 m² per ton load and a wind resistance coefficient of 1.2 on the load have been taken into account. For lifting of loads with large sail areas and/or high wind resistance coefficients the maximum wind speed as stated in the load charts has to be reduced.
3. Lifting capacities are given in kips.
4. The weight of the hook blocks and hooks must be deducted from the lifting capacities.
5. Working radii are measured from the slewing centre.
6. The stated lengths of the telescopic boom are maximum values and may deviate slightly.
7. The lifting capacities given for the telescopic boom apply if the folding jib is removed.
8. Subject to modification of lifting capacities.
9. Lifting capacities above 295,400 lbs / 332,900 lbs only with additional pulley block/special equipment.
10. The data of this brochure serves only for general information. All information is provided without warranty. Instructions for the correct commissioning of the crane please take from the operation manual and the load chart book.

Remarques

1. La capacité de charge ne doit pas dépasser 85 % de la charge de basculement conformément à ASME B 30.5. La structure métallique de la grue est conforme à EN 13000 et ASME B 30.5.
2. Une vitesse de vent de 30 ft/s (9 m/s, 20 mph) minimum, une surface de prise au vent de 1 m² par tonne ainsi qu'un coefficient de résistance au vent de la charge 1,2 sont pris en compte pour le calcul des tableaux de charge. Lorsque des charges ayant une surface de prise au vent et/ou un coefficient de résistance au vent plus élevé(e)(s) sont levées, la vitesse de vent maximale indiquée dans les tableaux de charge doit être réduite.
3. Les forces de levage sont données en kips.
4. Les poids des mouffes et crochets doit être soustrait des charges indiquées.
5. Les portées sont calculées à partir de l'axe de rotation.
6. Les longueurs indiquées pour la flèche télescopique sont des valeurs maximales et peuvent légèrement varier dans la réalité.
7. Les charges indiquées pour la flèche télescopique sont valables lorsque la fléchette pliante est démontée.
8. Charges données sous réserve de modification.
9. Forces de levage plus de 295,400 lbs / 332,900 seulement avec moufle additionnel/équipement supplémentaire.
10. Les données de cette brochure sont données à titre informatif. Ces renseignements sont sans garantie. Les consignes relatives à la bonne mise en service de la grue sont disponibles dans le manuel d'utilisation et le manuel de tableaux de charge.

Proposition 65



WARNING: This product can expose you to chemicals, including exhaust emissions, including lead and lead compounds, which are known to the State of California to cause cancer, birth defects or other reproductive harm.
For more information see: www.P65warnings.ca.gov/diesel

Subject to modification / Sous réserve de modifications

Liebherr-Werk Ehingen GmbH

Postfach 1361, 89582 Ehingen, Germany
☎ +49 73 91 5 02-0, Fax +49 73 91 5 02-33 99
www.liebherr.com, E-mail: info.lwe@liebherr.com
www.facebook.com/LiebherrConstruction

Printed in Germany (5) lwe-td-270-01-us12-2018