

Performance

Rated Capacity	10,000 lb	4,536 kg
Maximum Lift Height	75 ft	22.86 m
Load at Max Height	6,000 lb	2,720 kg
Maximum Forward Reach	60 ft	18.29 m
Load at Max Reach	2,100 lb	950 kg
Frame Leveling	8°	
Lift Speed (boom retracted)		
Up	26 sec	
Down	22 sec	
Boom Speed		
Extended	30 sec	
Retracted	22 sec	
Top Travel Speed (4-Speed)	17 mph	28 kph
Drawbar Pull (loaded)	22,500 lb	100 kN
Outside Turning Radius	160 in	4.1 m
Operating Weight	43,600 lb	19,780 kg

Standard Specifications

Engine

Make and Model	Cummins QSB4.5L Tier 4 F	
No. of Cylinders	4	
Displacement	275 cu in.	4.5 L
Gross Power Basic	160 hp	119 kW
Maximum Torque @ 1500 rpm	460 lb-ft	624 Nm
Fuel Tank Capacity	43 gal	163 L

Transmission

Hydrostatic 2-speed forward and 2-speed reverse

Axles

Trunnion mounted planetary 48° steer axles. Integral steer cylinder.
High bias limited slip differential on front axle.

Brakes

Service brakes are inboard wet disc brake on front and rear axles.
Parking brakes are wet disc spring-applied hydraulic release on front axle.

Tires

Standard	17.5-25 SGG Foam Firestone
----------	----------------------------

Cab

- Certified ROPS/FOPS structure
- Horn
- Tilt & declutch on joystick
- Adjustable seat
- Single joystick controls
- Anti-theft

Steering 4-Wheel

Hydraulic power steering with manual backup.
Operator selectable 4-wheel circle, 4-wheel crab, 2-wheel front.

Instruments

- Volt meter
- Engine oil pressure gauge
- Fuel gauge
- Hourmeter
- Temperature gauge
- DEF gauge

Hydraulic System-Implement

Capacity	90 gal	342 L
----------	--------	-------

Load sense piston pump. Auxiliary hydraulics used for all attachments equipped with cylinders or other hydraulic components.



Accessories & Options

- Enclosed Cab
- Road Lights
- Air Conditioning
- Work Lights
- Hydraulic Coupler
- Brick Guards
- Arctic Package
- Operator Confidence Package
- Ride Control & Boom Float
- Wiper Package
- Air Shut Off Valve
- SmartLoad Technology
- White Noise Back Up Alarm

Attachments

Standard Carriage	50 in. 60 in. 72 in.	1.3 m 1.5 m 1.8 m
Side-Tilt Carriage	50 in. 60 in. 72 in.	1.3 m 1.5 m 1.8 m
Swing 90° or 180° Carriage	72 in.	1.8 m
Dual Fork Positioning Carriage	50 in.	1.3 m
Side-Shift Carriage	48 in.	1.3 m
Pallet Forks	2.36 in. x 4 in. x 48 in. 2.36 in. x 5 in. x 48 in.	60 mm x 102 mm x 1.2 m 60 mm x 127 mm x 1.2 m
Lumber Forks	2.00 in. x 7 in. x 60 in. 2.36 in. x 6 in. x 60 in. 2.00 in. x 6 in. x 72 in.	51 mm x 178 mm x 1.5 m 60 mm x 152 mm x 1.5 m 51 mm x 152 mm x 1.8 m
Cubing Forks	2 in. x 2 in. x 48 in.	51 mm x 51 mm x 1.2 m
Material Bucket	72 in., 1.0 cu yd	1.8 m, 0.76 m³
Fork-Mounted Work Platform	8 ft, 6,000 lb Capacity	1.8 m, 2,722 kg Capacity
Sheet Material Handler		
Fork-Mounted Extendable Truss		

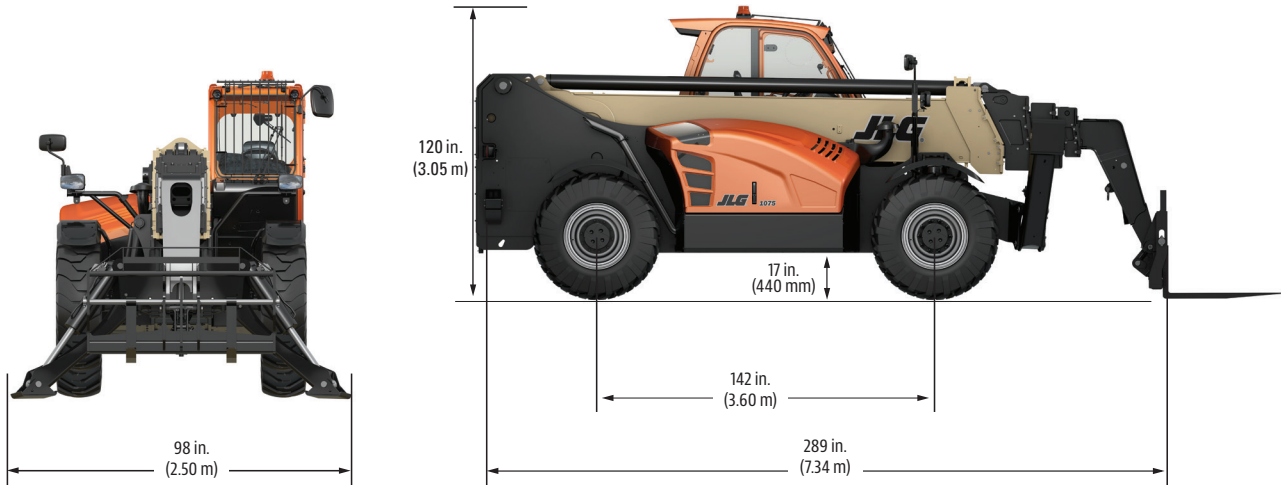
1075

TELEHANDLER

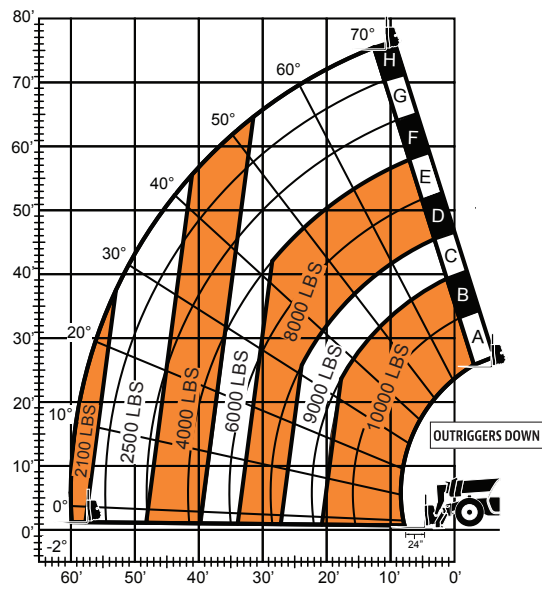
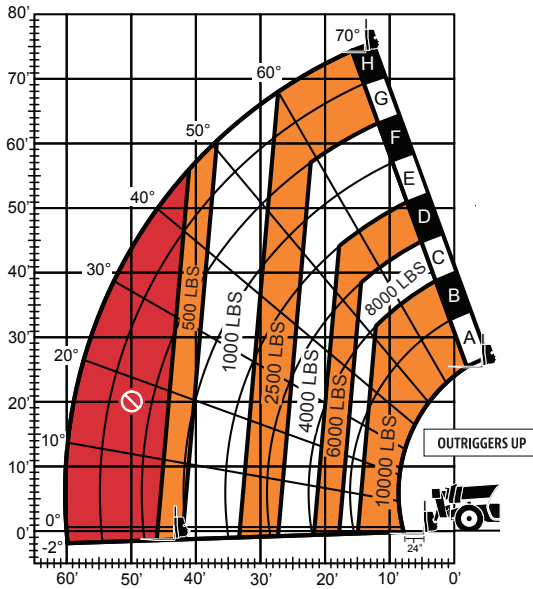


Dimensions

All dimensions are approximate.



Load Chart



The JLG "1, 2 & 5" Warranty

We provide coverage for one (1) full year on the entire machine, two (2) full years or 2,000 hours on the drivetrain and cover all specified major structural components for five (5) years. Due to continuous product improvements, we reserve the right to make specification and/or equipment changes without prior notification.

Part No: 3132254
R0220
Printed in USA



JLG Industries, Inc.
1 JLG Drive
McConnellsburg, PA 17233-9533
Telephone 717-485-5161
Toll-free in US 877-JLG-LIFT
Fax 717-485-6417
www.jlg.com

An Oshkosh Corporation Company