

### Specifications

Models	SX-180	
Measurements	US	Metric
Working height maximum*	186 ft	56.86 m
Platform height maximum	180 ft	54.86 m
Horizontal reach maximum	80 ft	24.38 m
Below ground reach	2 ft	0.61 m
<b>A</b> Platform length	3 ft	0.91 m
<b>B</b> Platform width	8 ft	2.44 m
<b>C</b> Height - stowed	10 ft	3.05 m
<b>D</b> Length - stowed	53 ft 1 in	16.18 m
Length - transport (jib tucked under)	42 ft 8 in	13.00 m
<b>E</b> Width - axles retracted	8 ft 2 in	2.49 m
Width - axles extended	16 ft 6 in	5.03 m
<b>F</b> Wheelbase - axles retracted	16 ft 6 in	5.03 m
Wheelbase - axles extended	15 ft 6 in	4.72 m
<b>G</b> Ground clearance - center	1 ft 3 in	0.38 m

### Productivity

Lift capacity	750 lb	340 kg
Platform rotation	160°	
Vertical jib rotation	135°	
Horizontal jib rotation	60°	
Turntable rotation	360° continuous	
Turntable tailswing - axle retracted	3 ft 9 in	1.14 m
Turntable tailswing - axle extended	3 ft 6 in	1.07 m
Drive speed - stowed	2.3 mph	3.7 km/h
Drive Speed - out of stowed		
below 125 ft (38.1 m)	0.4 mph	0.65 km/h
above 125 ft (38.1 m)	0.1 mph	0.17 km/h
Gradeability - stowed	35%	
Turning radius - axle retracted: inside	20 ft 7 in	6.27 m
outside	28 ft 1 in	8.56 m
Turning radius - axle extended: inside	9 ft 11 in	3.02 m
outside	24 ft 1 in	7.34 m
Controls	12 V DC proportional	
Tires	445D50/710HD	

### Power

Power source	74 hp (55 kW) Deutz turbo diesel, Tier 4f, 2.9 L 74 hp (55 kW) Perkins turbo diesel, Tier 4f, 854F-E34T
Auxiliary power unit	12 V DC
Hydraulic tank capacity	110 gal      416 L
Fuel tank capacity	50 gal      189 L

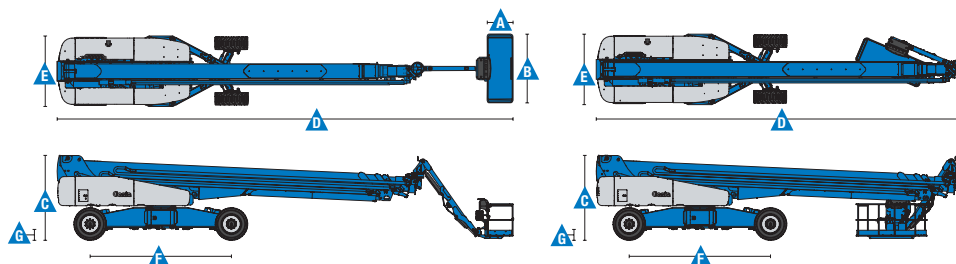
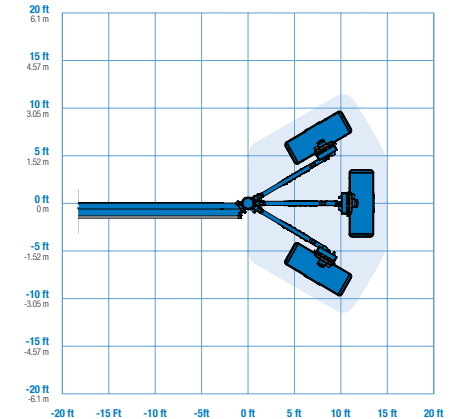
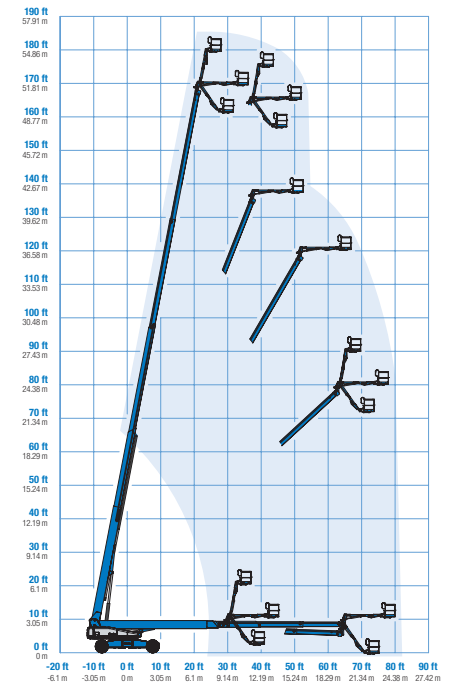
Weight***	55,000 lb      24,948 kg
-----------	--------------------------

### Standards Compliance

ANSI A92.5, CSA B354.4, EN 280, AS 1418.10

\* The metric equivalent of working height adds 2 m to platform height. U.S. adds 6 ft to platform height.  
 \*\* Gradeability applies to driving on slopes. See operator's manual for details regarding slope ratings.  
 \*\*\* Weight will vary depending on options and/or country standards.

### Range Of Motion SX-180



### Features

#### Standard Features

##### Measurements

- 186 ft (57 m) working height
- 80 ft (24.4 m) horizontal reach
- 750 lb (340 kg) lift capacity

##### Productivity

- XChassis™ extendable axles
- 10 ft (3.05 m) 60° rotating jib
- Self-leveling platform
- 160° hydraulic platform rotation
- Proportional joystick controls
- Hydraulic oil cooler
- Drive enable
- AC power in the platform
- Horn
- Hour meter
- Tilt alarm
- Descent alarm
- 360° continuous turntable rotation
- Positive traction 4WD
- Two speed wheel motors
- Four wheel high angle steer
- Four steering modes: front, rear, crab and coordinated
- On board full diagnostics and engine monitoring display
- Work tray
- Entry Toeboard
- Lift Guard™ Contact Alarm

##### Power

- 7.5 kW welder ready generator
  - 208V/120V/60Hz (North America)
  - 415V/240V/50Hz (Europe & Australia)
  - 110V/55V/50Hz (UK)
- 12 V DC auxiliary power
- Auto engine fault protection
- Swing out engine tray

#### Easily Configured To Meet Your Needs

##### Platform Options

- Steel 6 ft (1.83 m) platform with side swing gate
- 8 ft (2.44 m) tri-entry platform with side swing gate (standard)

##### Engine Options

- 74 hp (55 kW) Deutz turbo diesel, T4f\* (standard)
- 74 hp (55 kW) Perkins turbo diesel, T4f\*

##### Drive/Steer

- 4WD (standard)
- 4WS (standard)

##### Tires

- Rough terrain foam-filled (standard)

#### Options & Accessories

##### Productivity Options

- Lift Guard Platform Mesh - Half
- Lift Guard Platform Mesh - Full
- Welder package
- Welder Ready package
- Cold weather, fire resistant, or biodegradable hydraulic oil
- Hostile environment kit
- Deluxe hostile environment kit
- Thumb rocker steer
- Light package
- Entry toe boards
- Pipe cradle (pair)
- Alarm package\*\*
- Panel cradle package
- Lockable platform control box cover
- Operator Protective Structure\*\*
- Fall Arrest Bar
- Anemometer

##### Power Options

- 12.5 kW welder ready AC generator 208V/110V/60Hz
- Cold weather kit
- Diesel scrubber/catalytic muffler
- Intake air pre-cleaner
- Positive air shutoff system (Deutz engine only)

\* Also available as Tier 4i in limited regions  
\*\* Available through aftermarket parts only



#### Genie United States

6464 185th Ave. NE  
Redmond, WA 98052  
Telephone +1 (425) 881-1800  
Toll Free in USA/Canada +1 (800)-536-1800  
Fax +1 (425) 883-3475

#### Distributed By:

