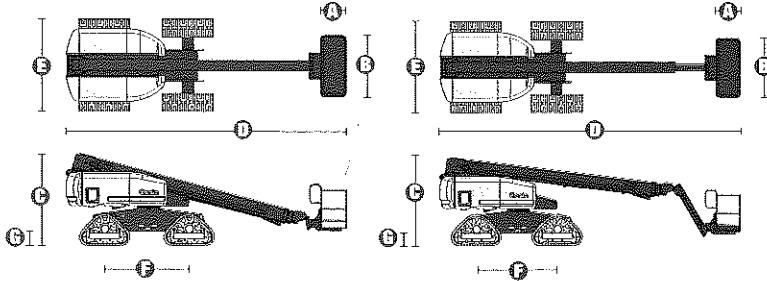


Specifications



MODELS	S™-60 Trax		S™-65 Trax	
MEASUREMENTS	US	Metric	US	Metric
Working height maximum*	66 ft 2 in	20.34 m	71 ft 2 in	21.86 m
Platform height maximum	60 ft 2 in	18.34 m	65 ft 2 in	19.86 m
Horizontal reach maximum	50 ft 10 in	15.48 m	56 ft 2 in	17.10 m
Below ground reach	5 ft 5 in	1.65 m	8 ft 9 in	2.67 m
A Platform length - 8 ft model	3 ft	.91 m	3 ft	.91 m
Platform length - 6 ft model	2 ft 6 in	.76 m	2 ft 6 in	.76 m
B Platform width - 8 ft model	8 ft	2.44 m	8 ft	2.44 m
Platform width - 6 ft model	6 ft	1.83 m	6 ft	1.83 m
C Height - stowed	9 ft 1 in	2.77 m	9 ft 1 in	2.77 m
D Length - stowed	27 ft 11 in	8.51 m	31 ft 2 in	9.50 m
Length - transport (jib tucked under)			25 ft	7.60 m
E Width	8 ft 6 in	2.59 m	8 ft 6 in	2.59 m
F Wheelbase	8 ft 2.5 in	2.50 m	8 ft 2.5 in	2.50 m
G Ground clearance - center	1 ft 5 in	.43 m	1 ft 5 in	.43 m

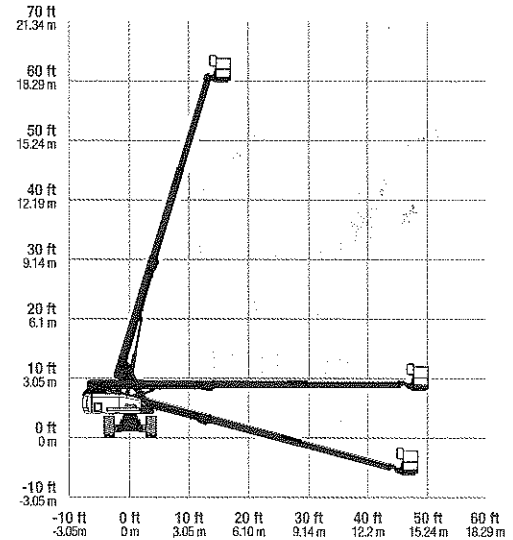
PRODUCTIVITY				
Lift capacity	500 lbs	227 kg	500 lbs	227 kg
Platform rotation	160°		160°	
Vertical jib rotation	—		135°	
Turntable rotation	360° continuous		360° continuous	
Turntable tailswing	4 ft	1.22 m	4 ft	1.22 m
Drive speed - 4WD stowed	2.3 mph	3.7 km/h	2.3 mph	3.7 km/h
Drive speed - raised or extended	0.68 mph	1.1 km/h	0.68 mph	1.1 km/h
Gradeability - 4WD - stowed**	45%		45%	
Controls	12 V DC proportional		12 V DC proportional	
Track system - 4 point	Loeering QTS-R42		Loeering QTS-R42	

POWER				
Power source	Ford DSG-423 4 cylinder gas/LPG 75 hp (56 kW) Deutz D2011L03i 3 cylinder diesel 48 hp (35.8 kW) Perkins 404D-22 4 cylinder diesel 51 hp (38 kW)			
Auxiliary power unit	12 V DC		12 V DC	
Hydraulic tank capacity	45 gal	170 L	45 gal	170 L
Fuel tank capacity	35 gal	132 L	35 gal	132 L

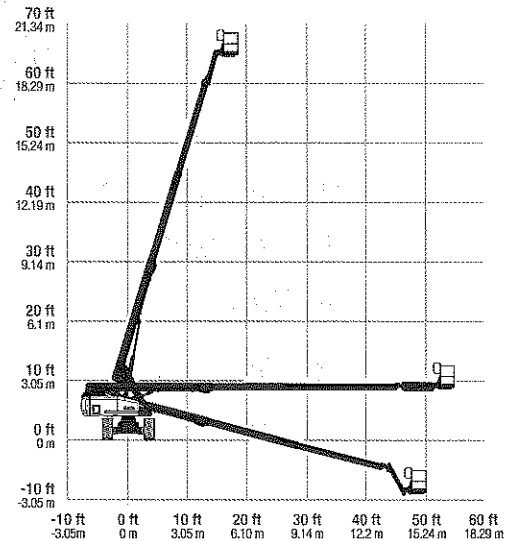
WEIGHT***				
4WD	25,380 lbs	11,512 kg	26,960 lbs	12,229 kg
Ground pressure	9.2 psi		9.7 psi	

STANDARDS COMPLIANCE ANSI A92.5, CSA B354.4

RANGE OF MOTION S™-60 Trax



RANGE OF MOTION S™-65 Trax



* The metric equivalent of working height adds 2 m to platform height. U.S. adds 6 ft to platform height.

** Gradeability applies to driving on slopes, see operator's manual for details regarding slope ratings.

*** Weight will vary depending on options and/or country standards.