

E SERIES

ELECTRIC BOOM LIFTS



Performance

Platform Height		
E300AJ	30 ft 2 in.	9.19 m
E300AJP	29 ft 5 in.	8.96 m
E400AN/E400AJ/M400AJP/ E400AJPN/M400AJPN		
	40 ft	12.19 m
E450A/E450AJ/M450AJ		
	45 ft	13.72 m
Horizontal Outreach		
E300AJ	20 ft 3 in.	6.17 m
E300AJP	20 ft 1 in.	6.12 m
E400AN	21 ft 2 in.	6.45 m
E400AJP/M400AJP/ E400AJPN/M400AJPN		
	22 ft 5 in.	6.83 m
E450A	23 ft 1 in.	7.04 m
E450AJ/M450AJ		
	23 ft 9 in.	7.24 m
Up and Over Height		
E300AJ/E300AJP	13 ft 2 in.	4.01 m
E400AN/E400AJ/M400AJP/ E400AJPN/M400AJPN		
	21 ft 6 in.	6.55 m
E450A	24 ft 7 in.	7.49 m
E450AJ/M450AJ		
	25 ft 3 in.	7.7 m
Swing	360° Non-continuous	
Platform Capacity	500 lb	227 kg
Platform Rotator	180° Hydraulic	
Weight		
E300AJ	15,060 lb	6,831 kg
E300AJP	15,400 lb	6,985 kg
E400AN	13,100 lb	5,942 kg
E400AJP/M400AJP		
	13,700 lb*	6,214 kg
E400AJPN/M400AJPN		
	14,900 lb*	6,759 kg
E450A	12,600 lb	5,715 kg
E450AJ/M450AJ		
	14,400 lb*	6,532 kg
Ground Bearing Pressure		
E300AJ/E300AJP		
	170 psi	11.95 kg/cm ²
E400AN		
	95 psi	6.7 kg/cm ²
E400AJP/M400AJP		
	80 psi	5.6 kg/cm ²
E400AJPN/M400AJPN		
	185 psi	13 kg/cm ²
E450A		
	95 psi	6.7 kg/cm ²
E450AJ/M450AJ		
	110 psi	7.6 kg/cm ²
Max Drive Speed		
E300AJ/E300AJP		
	4.5 mph	7.2 km/h
E400AN/E400AJ/M400AJP/ E400AJPN/M400AJPN		
	4.5 mph	7.2 km/h
E450A/E450AJ/M450AJ		
	4.5 mph	7.2 km/h
Gradeability		
E300AJ/E300AJP		
	25%	
E400AN/E400AJ/M400AJP/ E400AJPN/M400AJPN		
	30%	
E450A/E450AJ/M450AJ		
	30%	
Turning Radius (inside)		
E300AJ/E300AJP		
	5 ft	1.52 m
E400AN		
	2 ft 10 in.	.86 m
E400AJP/M400AJP		
	2 ft	.61 m
E400AJPN/M400AJPN		
	2 ft 10 in.	.86 m
E450A/E450AJ/M450AJ		
	2 ft	.61 m
Turning Radius (outside)		
E300AJ/E300AJP		
	10 ft 2 in.	3.1 m
E400AN/E400AJ/M400AJP/ E400AJPN/M400AJPN		
	10 ft 4 in.	3.15 m
E450A/E450AJ/M450AJ		
	10 ft 4 in.	3.15 m

*For M models, add 300 lb (136 kg).



Standard Specifications

Power Source

Electrical System	48V DC	
Batteries	8 x 6V, 370 amp-hr (305 amp-hr on E300)	
Drive Motors	Dual Electric Traction—Brushless AC	
Generator Set (M Models)		
Diesel Engine Kubota 45 amp	6.7 hp	4.99 kW
Fuel Tank Capacity	4 gal.	15.2 L

Hydraulic System

• E300AJ/E300AJP	2.1 gal.	7.95 L
• E400AN/E400AJ/M400AJP/ E400AJPN/M400AJPN	4 gal.	15.14 L
• E450A/E450AJ/M450AJ	4 gal.	15.14 L
• Motor/Pump	Permanent Magnet Motor/Gear Pump	

Tires

• E300AJ/E300AJP	25 x 7 x 12 Non-marking
• E400AN/E400AJPN/M400AJPN (front)	22 x 6 x 17.5 Non-marking
• E400AN/E400AJPN/M400AJPN (rear)	25 x 7 x 12 Non-marking
• E400AJP/M400AJP	240/55-17.5 Pneumatic
• E450A/E450AJ/M450AJ	240/55-17.5 Pneumatic

Standard Features

- Automatic Traction Control (ATC)
- Side Entry Platform
- 180 Degree Hydraulic Platform Rotator
- 110V-AC Receptacle on Platform
- Tilt Light and Alarm
- Hourmeter
- Battery Condition Indicator
- Lifting/Tie Down Lugs
- Horn
- All Motion Alarm
- Eight 6V 370 amp-hr Deep Cycle Batteries
- Brushless AC Motors

Accessories & Options

- Inward Self-closing Swing Gate
- Platform Worklights
- Mesh to Top Rail—Bolt-on Aluminum
- Acrylic Console Shield
- Cylinder Bellows
- UL® EE Rating¹
- Flashing Amber Beacon
- Operator Tool Tray

1. Not available on Multi-powered models.

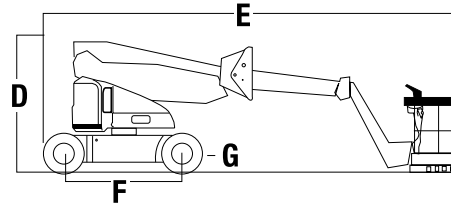
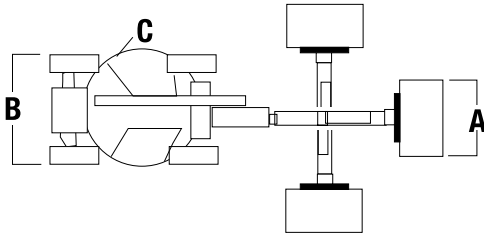
E SERIES

ELECTRIC BOOM LIFTS



Dimensions

All dimensions are approximate.



A. Platform Size

E300AJ	30 x 48 in.	0.76 x 1.22 m
E300AJP	30 x 48 in.	0.76 x 1.22 m
E400AN	30 x 48 in.	0.76 x 1.22 m
E/M400AJP	30 x 60 in.	0.76 x 1.52 m
E/M400AJPN	30 x 48 in.	0.76 x 1.22 m
E450A	30 x 60 in.	0.76 x 1.52 m
E/M450AJ	30 x 60 in.	0.76 x 1.52 m

C. Tailswing

E300AJ	Zero	
E300AJP	Zero	
E400AN	4 in.	10 cm
E/M400AJP	Zero	
E/M400AJPN	4 in.	10 cm
E450A	Zero	
E/M450AJ	Zero	

E. Stowed Length

E300AJ	18 ft 2 in.	5.54 m
E300AJP	18 ft 10 in.	5.74 m
E400AN	18 ft 1 in.	5.51 m
E/M400AJP	22 ft	6.71 m
E/M400AJPN	22 ft	6.71 m
E450A	19 ft 1 in.	5.82 m
E/M450AJ	21 ft 2 in.	6.45 m

G. Ground Clearance

E300AJ	4 in.	10 cm
E300AJP	4 in.	10 cm
E400AN	5 in.	13 cm
E/M400AJP	8.5 in.	22 cm
E/M400AJPN	5 in.	13 cm
E450A	8.5 in.	22 cm
E/M450AJ	8.5 in.	22 cm

B. Overall Width

E300AJ	4 ft	1.22 m
E300AJP	4 ft	1.22 m
E400AN	4 ft 11 in.	1.5 m
E/M400AJP	5 ft 9 in.	1.75 m
E/M400AJPN	4 ft 11 in.	1.5 m
E450A	5 ft 9 in.	1.75 m
E/M450AJ	5 ft 9 in.	1.75 m

D. Stowed Height

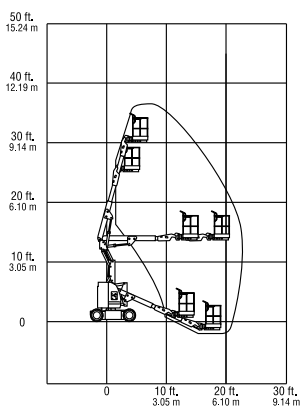
E300AJ	6 ft 7 in.	2.01 m
E300AJP	6 ft 7 in.	2.01 m
E400AN	6 ft 5.75 in.	1.97 m
E/M400AJP	6 ft 7 in.	2.01 m
E/M400AJPN	6 ft 5.75 in.	1.97 m
E450A	6 ft 6 in.	1.98 m
E/M450AJ	6 ft 7 in.	2.01 m

F. Wheelbase

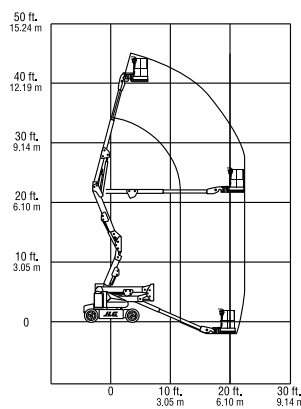
E300AJ	5 ft 5 in.	1.65 m
E300AJP	5 ft 5 in.	1.65 m
E400AN	6 ft 7 in.	2.01 m
E/M400AJP	6 ft 7 in.	2.01 m
E/M400AJPN	6 ft 7 in.	2.01 m
E450A	6 ft 7 in.	2.01 m
E/M450AJ	6 ft 7 in.	2.01 m

Reach Diagrams

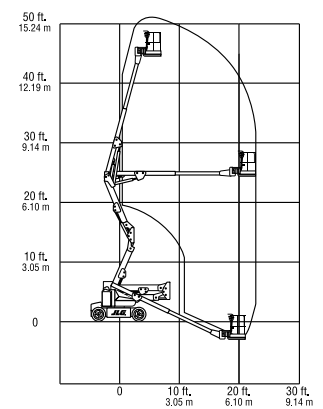
E300



E400



E450



The JLG "1 & 5" Warranty

We provide coverage for one (1) full year, and cover all specified major structural components for five (5) years. Due to continuous product improvements, we reserve the right to make specification and/or equipment changes without prior notification. This machine meets or exceeds applicable ANSI and CSA requirements based on machine configuration as originally manufactured for intended applications. Please reference the serial number plate on the machine for additional information.

Part No.: 3131119
R031810
Printed in USA



JLG Industries, Inc.

1 JLG Drive
McConnellsburg, PA 17233-9533
Telephone 717-485-5161
Toll-free in US 877-JLG-LIFT
Fax 717-485-6417
www.jlg.com

An Oshkosh Corporation Company